

2012

2006

.2012 - 1433 ©

:

2012

.2012

-

:

- **1647** . .

(970/972) 2 298 2700 :

(970/972) 2 298 2710 :

1800300300 :

diwan@pcbs.gov.ps :

<http://www.pcbs.gov.ps> :



2012

.(PNA)

.2012

•

•

•

•

•

•

2012

.1

2012

) J1

.2

(1967

:

)

.(()

17

:

21

:

21

2012

1.2

21

2.2

22

3.2

22

4.2

23

5.2

24

6.2

25

:

27

29	2012	:1
30		:2
	2012	
31		:3
	2012	*

5

2000 (4)

2002

.2004

2012

1997 1994

4

.2007 2004

2012

()

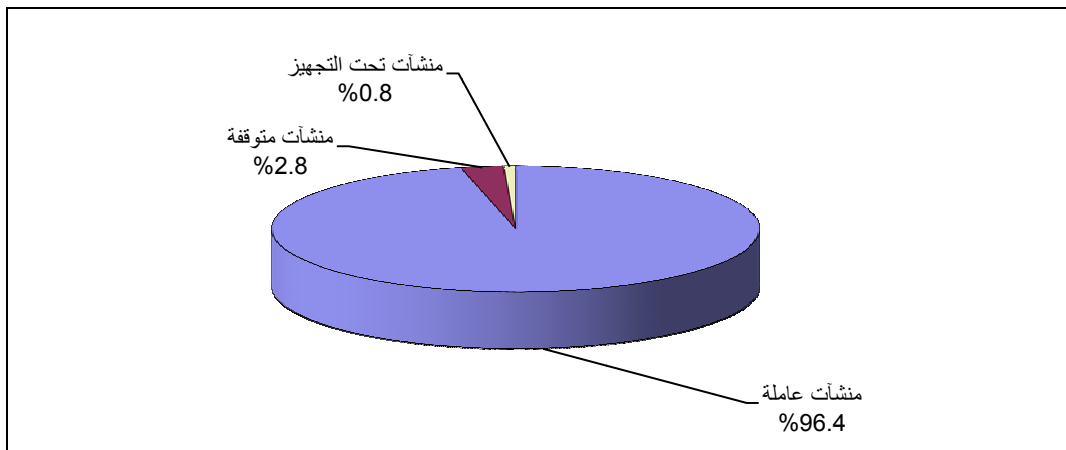
2012

2012

2012

101,816	150,361	2012/10/24 - 2012/09/03	48,545
21,747			
1,688	2,730	16,563	19,563
			%96.4
144,964			
1,517	46,580	1,257	4,140
		809	2,623
			98,384
			448

2012

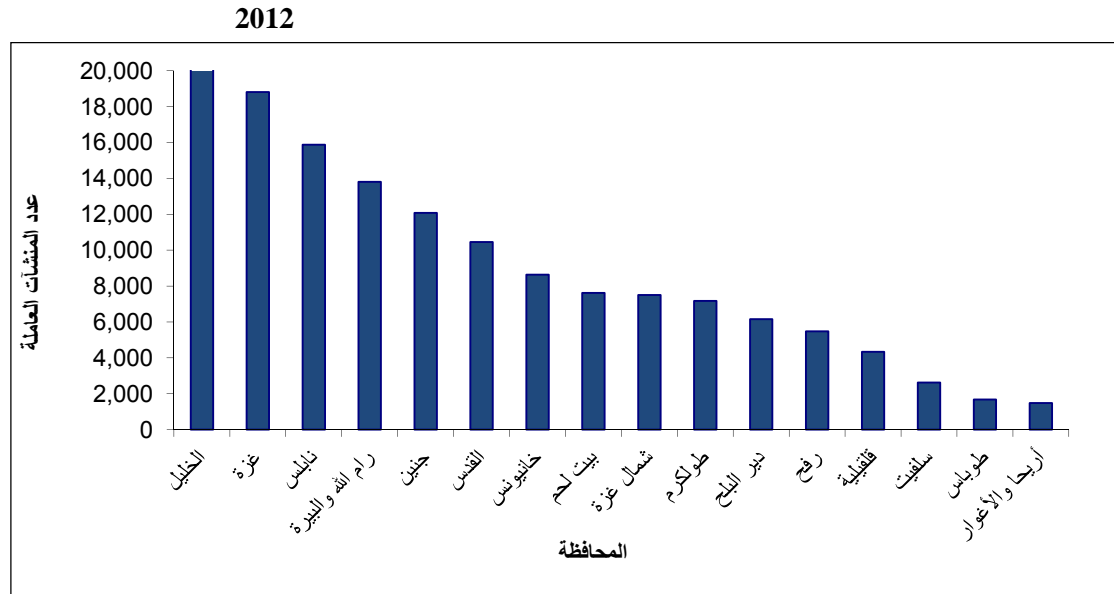


%14.0	%21.6
%1.5	%16.1

%18.5

%40.4

%11.8



%15.1

2012

%68.4

265,105

387,341

%31.6

122,236

%81.9

%18.1

%15.1

58,447

%14.0

54,256

%0.8

3,153

2007

2012 ¹

%27.6

2007

%27.6

139,494 J1

2012

2007

1997

%79.4 2004

%42.7

2007

%89.5

109,355

¹ المنشآت العاملة لا تشمل منشآت ذات النشاط الاقتصادي الزراعي (تربية الماشية والحيوانات الأخرى)

77,760	1997	2004	%87.9	97,848	2004
			.1997	%87.2	

2012	%50.1	2007	%30.4	368,295 J1	
			.1997	%102.1	2004

20,142

20,142		3,224	16,918
--------	--	-------	--------

2012 2012 1.2

2012

:

2007

.1

.2

.3

.4

.5

.6

.7

1994

2.2

.1

2012

.2

(Establishment)

()

()

:

:

.1

2012

:PCBS

.2

.3

.4

.3

()

2012/09/03

2012/08/31

()

.2012/08/31

3.2

:

2012

2012/06/30-2011/05/07

:

.1

2012/10/25

2012/9/3

:

.2

2007

2013/5/30

2012/10/25

:

.3

4.2

:

:

:

:

.(

(J1)

) J1

(1967

)

.(()

5.2

:

2012

.1

.2

2012/10/24

2012/9/3

.3

20

3

.4

2012/10/24

:

.5

2012/10/24

2012

6.2

.1

.	CDs	()
(40)	2013/05/30	2012/11/04

.2

.2013/03/31

) () . () :

(...) : .1

() : .2

() : .3

() : .4

() () :

.2012/08/31

Tables

2012

:1

Table 1: Number of Establishments in the Palestinian Territory by Governorate and Establishment Status, 2012

Governorate	Total		Establishment Status					
			Under Preparation		Temporarily Closed		In Operation	
	(%)	No.	(%)	No.	(%)	No.	(%)	No.
Palestinian Territory	100	150,361	0.8	1,257	2.8	4,140	96.4	144,964
West Bank	100	101,816	0.8	809	2.6	2,623	96.6	98,384
Jenin	100	12,597	0.7	88	3.4	432	95.9	12,077
Tubas	100	1,764	1	17	3.9	69	95.1	1,678
Tulkarm	100	7,487	1.1	83	3.1	229	95.8	7,175
Nablus	100	16,563	1	163	3.2	528	95.8	15,872
Qalqiliya	100	4,462	0.5	24	2.4	106	97.1	4,332
Salfit	100	2,730	0.4	10	3.5	95	96.2	2,625
Ramallah & Al-Bireh	100	14,149	0.8	118	1.6	230	97.5	13,801
Jericho & Al Aghwar	100	1,688	1.8	31	10.4	176	87.7	1,481
Jerusalem	100	10,651	0.5	53	1.4	145	98.1	10,453
Bethlehem	100	7,978	1	81	3.5	283	95.4	7,614
Hebron	100	21,747	0.6	141	1.5	330	97.8	21,276
Gaza Strip	100	48,545	0.9	448	3.1	1,517	96	46,580
North Gaza	100	7,851	1.5	118	2.9	230	95.6	7,503
Gaza	100	19,563	0.7	146	3.1	610	96.1	18,807
Dier al Balah	100	6,458	0.8	54	3.8	246	95.4	6,158
Khan Yunis	100	8,919	1	89	2.2	195	96.8	8,635
Rafah	100	5,754	0.7	41	4.1	236	95.2	5,477

Note: Number of closed establishment was 20,142 in 2012

20,142 2012

:2

2012

Table 2: Number of Establishments in Operation, Number of Employed Persons in the Private Sector, Non Governmental Organization Sector and Government Companies in the Palestinian Territory by Governorate, 2012

Governorate	Number of Employed Persons		Number of Establishments in Operation	
	(%)	.No	(%)	.No
Palestinian Territory	100	387,341	100	144,964
West Bank	68.4	265,105	67.9	98,384
Jenin	6.4	24,820	8.3	12,077
Tubas	0.8	3,153	1.2	1,678
Tulkarm	4.1	15,692	4.9	7,175
Nablus	11.0	42,613	10.9	15,872
Qalqiliya	2.3	9,039	3.0	4,332
Salfit	1.5	5,630	1.8	2,625
Ramallah & Al-Bireh	14.0	54,256	9.5	13,801
Jericho & Al Aghwar	1.1	4,298	1.0	1,481
Jerusalem	8.2	31,819	7.2	10,453
Bethlehem	6.0	23,213	5.3	7,614
Hebron	13.1	50,572	14.7	21,276
Gaza Strip	31.6	122,236	32.1	46,580
North Gaza	5.0	19,318	5.2	7,503
Gaza	15.1	58,447	13.0	18,807
Dier Al Balah	3.7	14,363	4.2	6,158
Khan Yunis	4.8	18,630	6.0	8,635
Rafah	3.0	11,478	3.8	5,477

*

:3

2012

Table 3: Number of Employed Persons in the Private Sector, Non Governmental Organization Sector and Government Companies in the Palestinian Territory* by Governorate, 2012

Governorate	Total		Number of Employed Persons			
			Females		Males	
	(%)	No.	(%)	No.	(%)	No.
Palestinian Territory	100	368,295	18.1	66,788	81.9	301,507
West Bank	100	246,059	20.4	50,275	79.6	195,784
Jenin	100	24,820	20.1	4,987	79.9	19,833
Tubas	100	3,153	21.6	680	78.4	2,473
Tulkarm	100	15,692	21.9	3,433	78.1	12,259
Nablus	100	42,613	19.1	8,121	80.9	34,492
Qalqiliya	100	9,039	23.1	2,084	76.9	6,955
Salfit	100	5,630	26.0	1,465	74.0	4,165
Ramallah & Al-Bireh	100	54,256	23.7	12,835	76.3	41,421
Jericho & Al Aghwar	100	4,298	22.2	956	77.8	3,342
Jerusalem	100	12,773	18.3	2,341	81.7	10,432
Bethlehem	100	23,213	22.9	5,316	77.1	17,897
Hebron	100	50,572	15.9	8,057	84.1	42,515
Gaza Strip	100	122,236	13.5	16,513	86.5	105,723
North Gaza	100	19,318	14.8	2,859	85.2	16,459
Gaza	100	58,447	13.0	7,607	87.0	50,840
Dier Al Balah	100	14,363	13.5	1,945	86.5	12,418
Khan Yunis	100	18,630	13.7	2,551	86.3	16,079
Rafah	100	11,478	13.5	1,551	86.5	9,927

* Note: Dose not include those parts of Jerusalem which were annexed by Israel in 1967.

.1967



**Palestinian National Authority
Palestinian Central Bureau of Statistics
Establishment Census 2012**

Census Preliminary Results

November, 2012

This document is prepared in accordance with the standard procedures stated in the Code of Practice for Palestine Official Statistics 2006

November, 2012.
All rights reserved.

Suggested Citation:

Palestinian Central Bureau of Statistics, 2012, *Establishment Census 2012, Census Preliminary Results. Ramallah, Palestine.*

All correspondence should be directed to:
Palestinian Central Bureau of Statistics
P.O.Box 1647 Ramallah, Palestine.

Tel: (972/970) 22 98 2700
Fax: (972/970) 2 298 2710
Toll Free: 1800300300
E-Mail: diwan@pcbs.gov.ps
web-site: <http://www.pcbs.gov.ps>

Acknowledgments

The Palestinian Central Bureau of Statistics (PCBS) extends its deep appreciations to owners and managers of establishments and ministries, who collaborated by providing the information and data required, and to the executive committee members and technical team members for being well dedicated in performing their duties, where made an effort actively, planning, management, organization, follow-up and implementation at all stages of the implementation of the census.

The Establishment Census 2012 has been planned and conducted by a technical team from PCBS and funding by Palestinian National Authority (PNA).

To all those extend our deep gratitude and our recognition of their efforts and their active contribution to the success of Establishment Census 2012.

Team Work

- **Report Preparation**

Omayma Al-Ahmad

Rawya Alawneh

Jamil Al Rimawi

Rasha Sarrawi

- **Graphic Design**

Ahmad Sawalmeh

- **Dissemination Standard**

Hanan Janajreh

- **Preliminary Review**

Abdallah Najjar

- **Final Review**

Mahmoud Jaradat

- **Overall Supervision**

Ola Awad

President of PCBS

Important Remarks

1. The comprehensive of Establishment census 2012 was different than the previous Establishment Censuses which were implemented in the Palestinian Territory, where census 2012 included all establishments the Palestinian Territory engaged in economic activities and have the definition of an in establishment, except those establishments engaged in agricultural activities such as agriculture, forestry activities and fishing, unlike the previous Establishment Censuses, which only included agriculture, forestry and fishing activities.
2. Because of the special situation in Jerusalem governorate, especially the J1 area (those parts of Jerusalem Governorate which were annexed by Israel in 1967), a short establishment questionnaire has been designed for the Jerusalem J1 which contains only the following questions:
(Identification data of the establishment, establishment status, main economic activity, Ownership, economic organization, year of establishment, persons engaged (paid, unpaid)).

Table of Contents

Subject	Page
Introduction	
Chapter One: Preliminary Results	[15]
Chapter Two: Methodology and Data Quality	[19]
2.1 Objectives of the Establishment Census 2012	[19]
2.2 Characteristics of the Census	[19]
2.3 Stages of the implementation of the Census	[20]
2.4 Census questionnaires and forms	[20]
2.5 Fieldwork Operations	[21]
2.6 The next stage	[22]
Chapter Three: Concepts and Definitions	[23]
Tables	27

List of Tables

Table		Page
Table 1:	Number of Establishments in the Palestinian Territory by Governorate and Establishment Status, 2012	29
Table 2:	Number of Establishments in Operation, Number of Employed Persons in the Private Sector, Non Governmental Organization Sector and Government Companies in the Palestinian Territory by Governorate, 2012	30
Table 3:	Number of Employed Persons in the Private Sector, Non Governmental Organization Sector and Government Companies in the Palestinian Territory by Governorate, 2012	31

Introduction

Since its inception, The Palestinian Central Bureau of Statistics (PCBS) has sought to provide comprehensive statistical data from all sources on the economic fields of the Palestinian society, this should improve capacity building and to assist policy based on scientific foundation.

With commitment to general statistics law No.4 on the need to implement Establishment census every 5 years, PCBS has abided to the law after its release with except of the year 2002, due to Israeli measurements during the al-Aqsa Intifada in 2002, the census has been implemented in 2004.

Establishment Census 2012 constituted an important information in providing an updated economic framework in the Palestinian Territory, also in providing data on economic activities, number of persons engaged and others, which is the fifth census of Establishment after the PCBS have implemented 4 censuses in the years 1994, 1997, 2004, 2007.

The aim of Establishment Census 2012 is listing all economically active establishments in the Palestinian Territory, except those establishments engaged in farming activities of plant and animal (agricultural holdings), and the importance of the census is due to rapid changes in the number of economic establishments in terms of the emergence of new establishment or close others.

PCBS has sought to provide census results as soon as possible for users, The census team made every possible effort actively to fulfill that, where we were able to publish the preliminary results of establishment census 2012 in the Palestinian Territory, which includes a summary of an important results of the census, About Us census and the mechanism used in implementation.

The first chapter displays the preliminary results of Establishment Census 2012. The second chapter displays the census methodology and data quality followed in the planning and conducting the census, it also documents the fieldwork including the training, data collection and processing. The third chapter describes the scientific definitions and concepts adopted in the census. It is hoped that this census will provide the data necessary to assist policy and decision makers in the process of national development.

November, 2012

**Ola Awad
President of PCBS**

Chapter one

Preliminary results

Hebron Governorate occupied the first place in numbers of establishments.

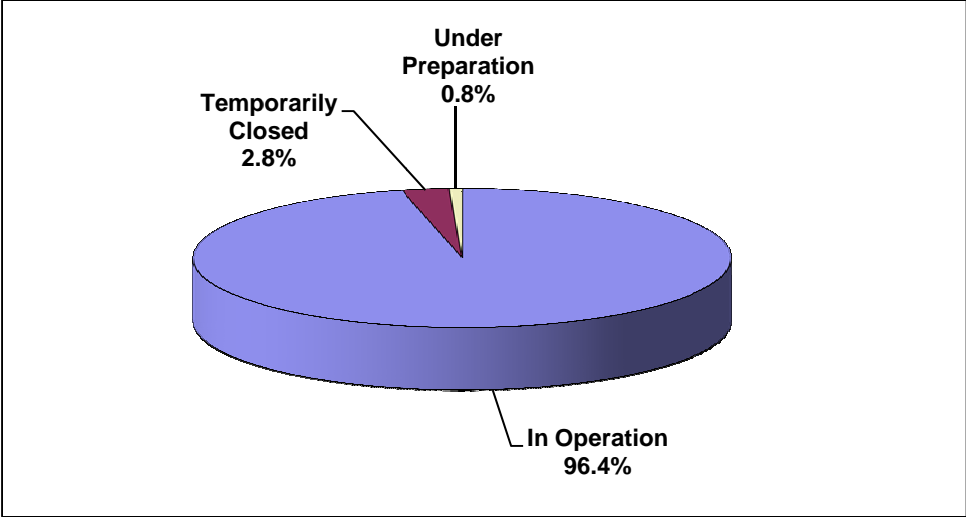
The preliminary results of the Establishment census represent all establishments in the Palestinian Territory which have been enumerated during the period 03/09/2012- 24/10/2012, the number of establishments in the Palestinian Territory were 150,361 including 101,816 establishments in the West Bank and 48,545 establishments in Gaza Strip.

The results showed that Hebron Governorate came in first place among the governorates in terms of the number of establishments by 21,747 establishment followed by the governorates of Gaza and Nablus by 19,563 and 16.563 respectively. While the governorates of Tubas, Salfit, and the Jericho and Al Aghwar governorate got the lowest number of establishments by 1,764 and 2,730 and 1,688 respectively.

96.4% of the establishments in the Palestinian Territory were operating.

It should be noted that the distribution of actively operating establishments in the Palestinian Territory during the census amounted to 144,964 while 4,140 establishments were not operating(inactive) and 1,257 were under construction The number of operating establishments in the West Bank was 98,384 as 2,623 of them were not operating (closed) and 809 establishments were under construction. In Gaza Strip, there were 46,580 operating establishment while 1,517 establishments were not operating (closed), and 448 establishments were under construction.

Percentage Distribution of Establishments in the Palestinian Territory by Establishment Status, 2012

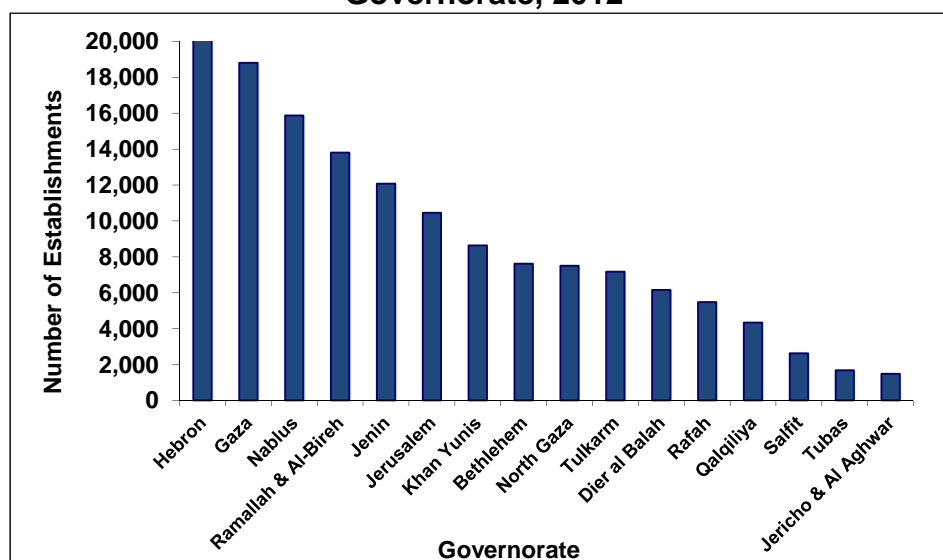


At the geographical distribution, it should be noted that concentration of operating establishments at the governorate level of the largest number of operating establishments in the West Bank was in Hebron, which represented 21.6% of the total number of establishments in West Bank, Nablus came in second place with 16.1% , while Ramallah and Al-Bireh had 14.0% of them.

The Jericho and Al Aghwar governorate got the lowest number of establishments by 1.5% .

In Gaza Strip, results showed that the concentration of operating establishments were mainly in the governorate of Gaza and constituted 40.4% of the total number of establishments in Gaza Strip, followed by Khan Yunis governorate by 18.5%, while Rafah governorate got the lowest number of establishments by 11.8% of the total number of establishments in Gaza Strip.

Number of Establishments in the Palestinian Territory by Governorate, 2012



Gaza Governorate ranked at first place in number of employees by 15.1%

Preliminary results of the establishment census 2012 indicated that the number of employees in the private sector, non governmental organization sector and government companies was 387,341 in the Palestinian Territory as 265,105 employees were in the West Bank by 68.4% of the total employees in Palestinian Territory, and 122,236 in Gaza Strip by 31.6% of the total employees in the Palestinian Territory.

Male employees constituted 81.9% of total employees in Palestinian Territory compared to 18.1% for females. The distribution of employees in the private sector, non governmental organization sector and government companies in the Palestinian Territory by Governorate, results showed that Gaza governorate was ranked at first place, where number of employees reached 58,447 by 15.1% of the total employees in the Palestinian Territory followed by Ramallah and Al-Bireh at 54,256 by 14.0%, while Tubas got the lowest number of employees at 3,153 by 0.8% of the total employees in the operating establishments in Palestinian Territory.

An increase by 27.6 % in number of operating establishments¹ in 2012 compared to 2007

The number of operating establishments in 2012 (excluding J1) 139,494 with an increase by 27.6% compared to 2007, an increase by 42.7% compared by 2004 and by 79.4% compared with 1997, as their number reached 109,355 operating establishments in the Establishments

¹ Operating establishments doesn't include those establishments engaged in agricultural activities such as agriculture, forestry activities and fishing.

Census of 2007 constituting 89.5% of the total establishments in 2007 in Palestinian Territory, while in establishments census of 2004 , there was 97,848 operating establishments and formed 87.9% of the total establishments in 2004. The establishments Census of 1997, the establishments number totaled 77,760 which constituted 87.2% of the total establishments in 1997.

The total number of employees in operating establishments of private, civil and governmental companies in the Palestinian Territory reached 368,295 (excluding Jerusalem II) in 2012 with an increase by 30.4% compared to 2007 and with an increase by 50.1% compared to 2004 and by an increase of 102.1 % compared to 1997.

20,142 establishments were closed in the Palestinian Territory.

Preliminary results showed that the number of not operating (closed) establishments in the Palestinian Territory reached 20,142 establishments as 16,918 of them were in the West Bank, while 3,224 closed establishments were in Gaza Strip.

Chapter two

Methodology and Data Quality

2.1 Objectives of the Establishment Census 2012

the main aim for the establishment census 2012 is to enumerate all of the economic establishments operating in the Palestinian Territory in 2012, except for those establishments engaged in farming activities, in order to build a sampling frame for these establishments, this frame is more modern than the previous frames based on the 2007 Census and its updates.

The goals for the Establishment Census can be summarized as follows:

1. Distribution of establishments by various economic activities.
2. Distribution of establishments by the Palestinian governorates.
3. The size of employment in various economic activities and its distribution by sex.
4. Distribution establishments in terms of economic organization, legal status, ownership and operation status.
5. The value of capital invested in establishments.
6. Distribution establishments in terms of registration status with the official authorities.
7. The rate of growth in the number of economic establishments.

In addition to the importance of data provided by the census to reflect the reality of Palestinian economy, the updates for the business register is very important, considering that this register is a sampling frame for a series economic surveys executed by PCBS annually, which began in 1994, which is reflected on the accuracy of statistical data provided by these surveys.

2.2 Characteristics of the census

1. Comprehensive of the census

The establishment census 2012 includes all of the establishments in the Palestinian Territory, whether those of the government or international organizations and institutions, non-profit, and establishments engaged in economic activities in the markets or in factories and companies, or those that exercise an economic activity in houses and have the definition of an establishment, with the exception of those establishments engaged in the agriculture, forestry, fishing and animal husbandry.

2. Statistical unit

the establishment constitute the statistical unit that the data collection was upon, which is an institution or part of it, which is located in one place and specializes mainly in one major activity (non Assistant) which will bring most of the added value, classified within the same activity (with probability of production of secondary activities) and for which data are available, allowing for calculating of operating surplus account, which provides data for both: the workers, and expenses, production and revenue, and fixed assets. An establishment must provide the following requirements:

1. Participation an economic activity, any establishment should provide a service or commodity to the market.
2. The presence in a fixed place.
3. A holder of an establishment, whether an individual or a legal entity.
4. The presence of a single management of the establishment.

3. Time reference

The time reference period for the data (except for employment) is the day when the enumerator visited the establishment. The time reference for the number of employees, is on 31.8.2012, and the enumeration of establishments starts on 03.09.2012 and the question about the establishment in that day (a day of the interview), but number of employees is fixed on 31.08.2012.

2.3 Stages of the implementation of the census

The implementation of the Establishment Census 2012 several stages was the preparation and implementation of all activities related to the census, namely:

1. Preparatory phase: extending from 07/05/2011-30/06/2012, during this phase was to issue formal decisions of the census and the formation of organizational structures and committees necessary for the census has also been consultation with all stakeholders and users of the data to determine priorities and to reach a national consensus on the contents of the census, was also at this stage the implementation of the pilot census where the test plan implementation of the census and designing of questionnaires and manuals and plans concerning on editing, coding and data entry and preparation of results. The pilot census considered a small picture for the census of which we can estimate of the number of employees and other needed materials and mechanisms to the data processing and other things.

2. Fieldwork phase: this phase have been implemented during the period 09.03.2012 to 24/10/2012 , which includes updating maps with new buildings after 2007 and the enumeration of economic establishments.

3. Data processing and dissemination phase: This phase began on 25/10/2012 and will continue until 30/05/2013 . this stage includes receiving the booklets from the field in addition to editing, coding, data entry and tabulation and dissemination of preliminary and final results.

2.4 Census questionnaires and forms

The establishments Census form consisted of two sections:

Part one: Identification data, which included basic information about the establishments, are: government, Locality, number of enumeration area, Building No. in the enumeration area, serial number of establishment in the enumeration area, , establishment brand name, name of holder or Director, sex of the holder or director, phone number, location and description, including the name of the neighborhood and the street and the name of the building or the owner of the building, and the working status of the establishment.

Part two: data on operating establishments only, which include: (Description of the main economic activity, **Ownership**, Economic organization, Legal status, Establishment Year, Number of employees, Preparing of accounting records, Licensing and registration, No. worker, The present value of capital, Identity No of the owner or director of the establishment).

Special form for Jerusalem Governorate (J1)

Due to the special situation in the Jerusalem governorate, specially J1 area (those parts of Jerusalem which were annexed by Israel in 1967) a short form for census questionnaire has been designed, which include the following questions:

(Identification data for the establishment, working status, main economic activity, ownership of establishment, economic organization, establishment year, the number of employees in the establishment (paid, unpaid)).

2.5 Fieldwork Operations

The fieldwork phase for the Establishment Census 2012 includes the implementation sequential activities, namely:

1. Fieldwork team training

A training program for all employees in the field was implementing, where, which includes a full explanation of the concepts and definitions of the census for all of technical and practical details, training exercises office and field, training mechanism to meet the form and responsibilities and functions of workers in the field as well as mechanisms to conduct an interview.

2. Enumeration of establishments

This process was carried out during the period from 09/03/2012 to 24/10/2012 in the Palestinian Territory through a personal interview conducted by the enumerators working in the field. The enumerator has to walk in the enumeration area allocated to him in accordance with a clear mechanism and specific guarantees not to drop any building or establishment. The establishment booklet includes of empty questionnaires to be filled with the establishments data, where each enumeration area allocates one or more booklets.

1. Re-interview

Re-interview have been implemented by supervisors in all governorates for a sample of enumeration areas which was withdrawn proportional to size, where each supervisor completing one re-interview form, which included 20 establishments for each enumeration area counted in the sample under his supervision within 3 days after the end of the enumeration of the establishments in the enumeration area.

2. Receipt records

The process of receiving records began after the enumerators complete their enumeration areas, this operation ended in the evening of 24/10/2012, this operation divided into two parts: field receipt, where supervisors receive publications held by enumerators which includes: establishments booklet, map and payroll of establishments, buildings and organizational booklets and the empty or cancellation booklets, where supervisors also conduct a technical examination for these publications, and after that the supervisors give these publications to the managers governorates in addition to maps and other publications, Section II of the delivery process is the final delivery of the booklets in the West Bank at the main office of the census administration in Ramallah, and delivery the booklets of the Gaza Strip in the Census Bureau in the city of Gaza.

3. Preparation of preliminary results

After the completion of the enumeration of establishments in 24/10/2012, the enumerators and supervisors make an office review and preparation of preliminary results in the field. Then the census managers in the governorates review preliminary results, then they sent it to the main Census office in the Bureau.

After receiving the preliminary results forms from the field by the end of October 2012, which includes the number of establishments by employment status and workers by sex at the level of the enumeration area. These data were emptied on a computer to extract statistical

tables about preliminary results at the level of Palestinian Territory and Governorates, where include these tables the number of operating establishments and number of workers, males and females.

During receiving the preliminary results forms, these forms should be examined to all areas of the enumeration areas, by comparing them with what has been received from enumeration area booklets in order to make sure we do not drop any enumeration area.

2.6 The next stage

During the next stage, a number of basic steps will be completed, mainly the data processing data entry , tabulation and publication of the final results of the census.

1. Data processing

Processing of census data include all of the stages following field work operations; office editing, coding, data entry and data entry verification, and publishing data by conventional methods (Publications) and non-traditional methods, such as online and on CDs and databases.

This process will be executed during the period from 04/11/2012 to 30/05/2013 and will employ about 40 people in addition to the supervisory staff.

Designing and development of data processing systems has been completed; data entry programs and automatic check, follow-up and tabulation. These activities have been examined several times to make sure the work is correct. To control the data entry process a computer network to enter data forms establishments will be used .

2. Dissemination plan

The dissemination plan has been completed at national level of both (West Bank and Gaza Strip) and at the level of each governorate, the proposed design tables were completed. The issuing of the final results for the census is expected to be completed by in 31/03/2013.

Chapter three

Concepts and Definitions

Establishment:

Establishment is an enterprise or part of it, which is located in one place and specialized mainly in productive one major activity (not assistant) which will bring the majority of the value added. (with the possibility of production of secondary activities) and for which the data are available, allowing operating surplus account, which provides data for the workers, expenses, production and revenue, and fixed assets. The units which produce for the purposes of private entity does not consider a separate establishments if they fall within the establishment itself, but if it is located outside the boundaries of the establishment and is located in a separate building, it is auxiliary unit, such as warehouses or private garage repair equipment establishment and performs services not for the public.

Establishment status:

Its the status of work for the establishment at the time of the census, which is one of the following cases:

1. In operation: it's an establishment engaged in the work actually and have one employed person at least, and auxiliary units which are supporting establishments considered an establishment if it has at least one employee and the outputs are used in the same establishment.
2. Temporarily closed: its an establishment suspended from work for any reason (travel, illness, ...) and its contents are still present in the place but stopped throughout the period of establishments enumeration, it is expected that they will return to practice its activities later.
3. Under preparation: its an establishment which have been being processed for the purposes of practicing of economic activity, such as acts decor and furnishings, or complete the registration procedures with the official authorities, but did not actually start working.
4. Completely closed: its an establishment, which closed permanently and exited from the market to liquidate their accounts and then no longer have an economically presence on the ground, its place may be still exists but is empty of any contents.

Employees:

all of workers in the establishment (male or female), working half the establishment time or more for an ongoing basis, whom to be on the lists of employees in the reference time, and aged (ten years or more) and whether they are establishments owners, or who are self-employed or family members working without pay or wage employees, whether paid in cash or in kind, in the specified time reference period 31/8/2012. It does not include trainees in the establishment or senders in missions or unpaid long-term leave, also does not include part-time workers in the establishment, who are working less than half the time for the establishment time. It is noted that the number of employees should include workers in the supporting units activities of the establishment, for example, workers in the warehouse of the establishment or working in repair garages of the establishment itself in other areas

