

Ministry of Education



**Palestinian Central
Bureau of Statistics**

Education Statistics 1997/1996

Preface

The Palestinian Central Bureau of Statistics and the Ministry of Education are pleased to present this chart of data and basic indicators on general education and kindergartens in the West Bank and Gaza Strip to interested individuals and institutions. The data provided here, including special indicators for the scholastic year 1996/97, were extracted from the soon to be published Educational Statistical Yearbook No.3 cooperatively created by the Ministry of Education and the Palestinian Central Bureau of Statistics.

1997/96

.1997

1997/96

.()

1997/1996

Distribution of Schools by Directorate, Gender and Supervising Authority in 1996/1997

| Private | | | | | | | | UNRWA | | | | Government | | | | Grand Total | | | | Directorate |
|---------------|------------|-----------|----------|------------|------------|-----------|-----------|------------|-----------|-----------|------------|--------------|------------|------------|------------|--------------|--------------|------------|------------|--------------------|
| Kindergartens | | Schools | | | | | | | | | | | | | | | | | | |
| Total | Co-ed | Female | Male | Total | Co-ed | Female | Male | Total | Co-ed | Female | Male | Total | Co-ed | Female | Male | Total | Co-ed | Female | Male | |
| 705 | 690 | 11 | 4 | 158 | 117 | 19 | 22 | 261 | 73 | 85 | 103 | 1 113 | 310 | 404 | 399 | 2 237 | 1 190 | 519 | 528 | Grand Total |
| 69 | 69 | 0 | 0 | 6 | 6 | 0 | 0 | 15 | 4 | 4 | 7 | 152 | 34 | 56 | 62 | 242 | 113 | 60 | 69 | Jenin |
| 90 | 90 | 0 | 0 | 14 | 11 | 1 | 2 | 16 | 3 | 6 | 7 | 153 | 56 | 55 | 42 | 273 | 160 | 62 | 51 | Nablus |
| 18 | 18 | 0 | 0 | 0 | 0 | 0 | 0 | 0 | 0 | 0 | 0 | 42 | 20 | 14 | 8 | 60 | 38 | 14 | 8 | Salfit |
| 34 | 34 | 0 | 0 | 4 | 4 | 0 | 0 | 7 | 1 | 3 | 3 | 75 | 19 | 27 | 29 | 120 | 58 | 30 | 32 | Tulkarm |
| 23 | 23 | 0 | 0 | 1 | 1 | 0 | 0 | 3 | 0 | 1 | 2 | 48 | 27 | 10 | 11 | 75 | 51 | 11 | 13 | Qalqilya |
| 83 | 82 | 1 | 0 | 41 | 35 | 2 | 4 | 22 | 1 | 12 | 9 | 155 | 57 | 54 | 44 | 301 | 175 | 69 | 57 | Ramallah |
| 28 | 18 | 7 | 3 | 35 | 16 | 11 | 8 | 7 | 1 | 3 | 3 | 16 | 0 | 6 | 10 | 86 | 35 | 27 | 24 | Jerusalem |
| 63 | 60 | 3 | 0 | 25 | 19 | 3 | 3 | 9 | 3 | 4 | 2 | 71 | 20 | 25 | 26 | 168 | 102 | 35 | 31 | Bethlehem |
| 6 | 6 | 0 | 0 | 4 | 3 | 0 | 1 | 3 | 3 | 0 | 0 | 9 | 5 | 2 | 2 | 22 | 17 | 2 | 3 | Jericho |
| 52 | 52 | 0 | 0 | 15 | 11 | 2 | 2 | 9 | 2 | 5 | 2 | 130 | 7 | 61 | 62 | 206 | 72 | 68 | 66 | Hebron |
| 39 | 39 | 0 | 0 | 2 | 1 | 0 | 1 | 9 | 2 | 4 | 3 | 95 | 27 | 34 | 34 | 145 | 69 | 38 | 38 | South Hebron |
| 505 | 491 | 11 | 3 | 147 | 107 | 19 | 21 | 100 | 20 | 42 | 38 | 946 | 272 | 344 | 330 | 1 698 | 890 | 416 | 392 | WB Total |
| 117 | 116 | 0 | 1 | 9 | 8 | 0 | 1 | 70 | 24 | 16 | 30 | 97 | 16 | 39 | 42 | 293 | 164 | 55 | 74 | Gaza |
| 83 | 83 | 0 | 0 | 2 | 2 | 0 | 0 | 91 | 29 | 27 | 35 | 70 | 22 | 21 | 27 | 246 | 136 | 48 | 62 | Khan Younis |
| 200 | 199 | 0 | 1 | 11 | 10 | 0 | 1 | 161 | 53 | 43 | 65 | 167 | 38 | 60 | 69 | 539 | 300 | 103 | 136 | GS Total |

Jerusalem Directorate includes Muslim Wakf and Private Schools only

1997/1996

Distribution of Schools by Directorate, Gender, Stage and Locality in 1996/1997

| Secondary Only | | | Basic & Secondary | | | Basic | | | Kindergartens | | | Total | Gender | Directorate |
|----------------|---------|------|-------------------|---------|------|-------|---------|------|---------------|---------|------|-------|--------|--------------------|
| Camp | Village | City | Camp | Village | City | Camp | Village | City | Camp | Village | City | | | |
| 3 | 3 | 23 | 4 | 221 | 160 | 127 | 487 | 504 | 69 | 263 | 373 | 2 237 | T | Grand Total |
| 2 | 3 | 12 | 2 | 79 | 62 | 54 | 111 | 199 | 0 | 0 | 4 | 528 | M | |
| 1 | 0 | 7 | 2 | 77 | 65 | 49 | 135 | 172 | 0 | 1 | 10 | 519 | F | |
| 0 | 0 | 4 | 0 | 65 | 33 | 24 | 241 | 133 | 69 | 262 | 359 | 1 190 | Co-ed | |
| 0 | 1 | 0 | 0 | 19 | 8 | 5 | 19 | 17 | 0 | 0 | 0 | 69 | M | Jenin |
| 0 | 0 | 1 | 0 | 10 | 8 | 3 | 22 | 16 | 0 | 0 | 0 | 60 | F | |
| 0 | 0 | 1 | 0 | 3 | 2 | 1 | 33 | 4 | 4 | 39 | 26 | 113 | Co-ed | |
| 0 | 0 | 1 | 0 | 4 | 7 | 6 | 14 | 19 | 0 | 0 | 0 | 51 | M | Nablus |
| 0 | 0 | 1 | 0 | 10 | 5 | 5 | 20 | 21 | 0 | 0 | 0 | 62 | F | |
| 0 | 0 | 0 | 0 | 20 | 2 | 0 | 35 | 13 | 6 | 45 | 39 | 160 | Co-ed | |
| 0 | 0 | 0 | 0 | 2 | 1 | 0 | 4 | 1 | 0 | 0 | 0 | 8 | M | Salfit |
| 0 | 0 | 0 | 0 | 5 | 1 | 0 | 7 | 1 | 0 | 0 | 0 | 14 | F | |
| 0 | 0 | 0 | 0 | 11 | 0 | 0 | 9 | 0 | 0 | 16 | 2 | 38 | Co-ed | |
| 0 | 0 | 1 | 0 | 5 | 6 | 3 | 7 | 10 | 0 | 0 | 0 | 32 | M | Tulkarm |
| 0 | 0 | 0 | 0 | 6 | 4 | 3 | 6 | 11 | 0 | 0 | 0 | 30 | F | |
| 0 | 0 | 2 | 0 | 4 | 0 | 1 | 16 | 1 | 2 | 15 | 17 | 58 | Co-ed | |
| 0 | 0 | 0 | 0 | 2 | 2 | 0 | 3 | 6 | 0 | 0 | 0 | 13 | M | Qalqilya |
| 0 | 0 | 0 | 0 | 2 | 3 | 0 | 2 | 4 | 0 | 0 | 0 | 11 | F | |
| 0 | 0 | 0 | 0 | 8 | 0 | 0 | 19 | 1 | 0 | 16 | 7 | 51 | Co-ed | |
| 0 | 0 | 3 | 0 | 16 | 7 | 5 | 18 | 8 | 0 | 0 | 0 | 57 | M | Ramallah |
| 0 | 0 | 0 | 0 | 15 | 9 | 5 | 32 | 7 | 0 | 0 | 1 | 69 | F | |
| 0 | 0 | 1 | 0 | 13 | 14 | 0 | 49 | 16 | 2 | 38 | 42 | 175 | Co-ed | |
| 0 | 0 | 0 | 0 | 1 | 7 | 2 | 4 | 7 | 0 | 0 | 3 | 24 | M | Jerusalem |
| 0 | 0 | 0 | 0 | 1 | 9 | 2 | 1 | 7 | 0 | 0 | 7 | 27 | F | |
| 0 | 0 | 0 | 0 | 0 | 5 | 0 | 5 | 7 | 0 | 3 | 15 | 35 | Co-ed | |
| 0 | 0 | 0 | 0 | 11 | 4 | 1 | 9 | 6 | 0 | 0 | 0 | 31 | M | Bethlehem |
| 0 | 0 | 0 | 0 | 10 | 5 | 2 | 11 | 4 | 0 | 1 | 2 | 35 | F | |
| 0 | 0 | 0 | 0 | 2 | 6 | 1 | 23 | 10 | 3 | 31 | 26 | 102 | Co-ed | |
| 0 | 0 | 1 | 0 | 0 | 1 | 0 | 0 | 1 | 0 | 0 | 0 | 3 | M | Jericho |
| 0 | 0 | 0 | 0 | 0 | 1 | 0 | 0 | 1 | 0 | 0 | 0 | 2 | F | |
| 0 | 0 | 0 | 0 | 3 | 0 | 2 | 3 | 3 | 0 | 0 | 6 | 17 | Co-ed | |
| 0 | 1 | 2 | 0 | 11 | 4 | 1 | 16 | 31 | 0 | 0 | 0 | 66 | M | Hebron |
| 0 | 0 | 1 | 0 | 10 | 5 | 2 | 16 | 34 | 0 | 0 | 0 | 68 | F | |
| 0 | 0 | 0 | 0 | 0 | 2 | 1 | 8 | 9 | 2 | 21 | 29 | 72 | Co-ed | |
| 0 | 0 | 0 | 0 | 7 | 2 | 1 | 15 | 13 | 0 | 0 | 0 | 38 | M | South Hebron |
| 0 | 0 | 0 | 0 | 7 | 2 | 2 | 17 | 10 | 0 | 0 | 0 | 38 | F | |
| 0 | 0 | 0 | 0 | 1 | 0 | 0 | 27 | 2 | 2 | 25 | 12 | 69 | Co-ed | |
| 0 | 2 | 15 | 0 | 219 | 132 | 54 | 470 | 301 | 21 | 250 | 234 | 1 698 | T | WB Total |
| 0 | 2 | 8 | 0 | 78 | 49 | 24 | 109 | 119 | 0 | 0 | 3 | 392 | M | |
| 0 | 0 | 3 | 0 | 76 | 52 | 24 | 134 | 116 | 0 | 1 | 10 | 416 | F | |
| 0 | 0 | 4 | 0 | 65 | 31 | 6 | 227 | 66 | 21 | 249 | 221 | 890 | Co-ed | |
| 0 | 1 | 1 | 0 | 0 | 9 | 15 | 1 | 46 | 0 | 0 | 1 | 74 | M | Gaza |
| 0 | 0 | 2 | 0 | 0 | 7 | 13 | 1 | 32 | 0 | 0 | 0 | 55 | F | |
| 0 | 0 | 0 | 0 | 0 | 2 | 9 | 1 | 36 | 20 | 7 | 89 | 164 | Co-ed | |
| 2 | 0 | 3 | 2 | 1 | 4 | 15 | 1 | 34 | 0 | 0 | 0 | 62 | M | Khan Younis |
| 1 | 0 | 2 | 2 | 1 | 6 | 12 | 0 | 24 | 0 | 0 | 0 | 48 | F | |
| 0 | 0 | 0 | 0 | 0 | 0 | 9 | 13 | 31 | 28 | 6 | 49 | 136 | Co-ed | |
| 3 | 1 | 8 | 4 | 2 | 28 | 73 | 17 | 203 | 48 | 13 | 139 | 539 | T | GS Total |
| 2 | 1 | 4 | 2 | 1 | 13 | 30 | 2 | 80 | 0 | 0 | 1 | 136 | M | |
| 1 | 0 | 4 | 2 | 1 | 13 | 25 | 1 | 56 | 0 | 0 | 0 | 103 | F | |
| 0 | 0 | 0 | 0 | 0 | 2 | 18 | 14 | 67 | 48 | 13 | 138 | 300 | Co-ed | |

Jerusalem Directorate includes Muslim Wakf and Private Schools only

1997/1996

Distribution of Kindergartens by Locality and Number of Children by Gender and Directorate in 1996/1997

| Children | | | Kindergartens | | | | Directorate |
|---------------|---------------|---------------|---------------|-----------|------------|------------|--------------------|
| Total | Female | Male | Total | Camp | Village | City | |
| 69 134 | 32 970 | 36 164 | 705 | 69 | 263 | 373 | Grand Total |
| 5 239 | 2 491 | 2 748 | 69 | 4 | 39 | 26 | Jenin |
| 7 594 | 3 648 | 3 946 | 90 | 6 | 45 | 39 | Nablus |
| 1 000 | 492 | 508 | 18 | 0 | 16 | 2 | Salfit |
| 4 019 | 1 930 | 2 089 | 34 | 2 | 15 | 17 | Tulkarm |
| 2 252 | 1 091 | 1 161 | 23 | 0 | 16 | 7 | Qalqilya |
| 7 181 | 3 514 | 3 667 | 83 | 2 | 38 | 43 | Ramallah |
| 2 647 | 1 329 | 1 318 | 28 | 0 | 3 | 25 | Jerusalem |
| 5 234 | 2 542 | 2 692 | 63 | 3 | 32 | 28 | Bethlehem |
| 568 | 276 | 292 | 6 | 0 | 0 | 6 | Jericho |
| 5 758 | 2 731 | 3 027 | 52 | 2 | 21 | 29 | Hebron |
| 2 528 | 1 195 | 1 333 | 39 | 2 | 25 | 12 | South Hebron |
| 44 020 | 21 239 | 22 781 | 505 | 21 | 250 | 234 | WB Total |
| 15 126 | 7 035 | 8 091 | 117 | 20 | 7 | 90 | Gaza |
| 9 988 | 4 696 | 5 292 | 83 | 28 | 6 | 49 | Khan Younis |
| 25 114 | 11 731 | 13 383 | 200 | 48 | 13 | 139 | GS Total |

Jerusalem Directorate includes Muslim Wakf and Private Schools only

1997/1996

Distribution of Students by Directorate, Gender and Supervising Authority in 1996/1997

| Private | | | | | | UNRWA | | | Government | | | Grand Total | | | Directorate |
|---------------|---------------|---------------|---------------|---------------|---------------|----------------|---------------|---------------|----------------|----------------|----------------|----------------|----------------|----------------|--------------|
| Kindergartens | | | Schools | | | Total | Female | Male | Total | Female | Male | Total | Female | Male | |
| Total | Female | Male | Total | Female | Male | Total | Female | Male | Total | Female | Male | Total | Female | Male | |
| 69 134 | 32 970 | 36 164 | 43 624 | 18 979 | 24 645 | 187 518 | 94 521 | 92 997 | 481 678 | 235 284 | 246 394 | 781 954 | 381 754 | 400 200 | Grand Total |
| 5 239 | 2 491 | 2 748 | 1 342 | 424 | 918 | 5 392 | 2 921 | 2 471 | 50 905 | 24 152 | 26 753 | 62 878 | 29 988 | 32 890 | Jenin |
| 7 594 | 3 648 | 3 946 | 2 499 | 884 | 1 615 | 8 490 | 4 163 | 4 327 | 51 176 | 25 297 | 25 879 | 69 759 | 33 992 | 35 767 | Nablus |
| 1 000 | 492 | 508 | 0 | 0 | 0 | 0 | 0 | 0 | 12 819 | 6 131 | 6 688 | 13 819 | 6 623 | 7 196 | Salfit |
| 4 019 | 1 930 | 2 089 | 240 | 86 | 154 | 3 578 | 1 802 | 1 776 | 26 849 | 13 288 | 13 561 | 34 686 | 17 106 | 17 580 | Tulkarm |
| 2 252 | 1 091 | 1 161 | 45 | 11 | 34 | 2 232 | 1 151 | 1 081 | 15 353 | 7 176 | 8 177 | 19 882 | 9 429 | 10 453 | Qalqilya |
| 7 181 | 3 514 | 3 667 | 11 251 | 4 995 | 6 256 | 10 321 | 6 386 | 3 935 | 51 773 | 25 298 | 26 475 | 80 526 | 40 193 | 40 333 | Ramallah |
| 2 647 | 1 329 | 1 318 | 11 994 | 5 814 | 6 180 | 2 445 | 1 328 | 1 117 | 7 038 | 3 654 | 3 384 | 24 124 | 12 125 | 11 999 | Jerusalem |
| 5 234 | 2 542 | 2 692 | 7 387 | 3 436 | 3 951 | 4 247 | 2 549 | 1 698 | 28 020 | 14 002 | 14 018 | 44 888 | 22 528 | 22 360 | Bethlehem |
| 568 | 276 | 292 | 945 | 442 | 503 | 2 363 | 1 139 | 1 224 | 3 495 | 1 759 | 1 736 | 7 371 | 3 616 | 3 755 | Jericho |
| 5 758 | 2 731 | 3 027 | 3 998 | 1 498 | 2 500 | 4 897 | 3 337 | 1 560 | 58 968 | 28 507 | 30 461 | 73 621 | 36 073 | 37 548 | Hebron |
| 2 528 | 1 195 | 1 333 | 354 | 106 | 248 | 3 770 | 1 930 | 1 840 | 37 379 | 17 879 | 19 500 | 44 031 | 21 110 | 22 921 | South Hebron |
| 44 020 | 21 239 | 22 781 | 40 055 | 17 696 | 22 359 | 47 735 | 26 706 | 21 029 | 343 775 | 167 143 | 176 632 | 475 585 | 232 784 | 242 801 | WB Total |
| 15 126 | 7 035 | 8 091 | 3 392 | 1 239 | 2 153 | 60 348 | 29 233 | 31 115 | 85 527 | 42 442 | 43 085 | 164 393 | 79 949 | 84 444 | Gaza |
| 9 988 | 4 696 | 5 292 | 177 | 44 | 133 | 79 435 | 38 582 | 40 853 | 52 376 | 25 699 | 26 677 | 141 976 | 69 021 | 72 955 | Khan Younis |
| 25 114 | 11 731 | 13 383 | 3 569 | 1 283 | 2 286 | 139 783 | 67 815 | 71 968 | 137 903 | 68 141 | 69 762 | 306 369 | 148 970 | 157 399 | GS Total |

Jerusalem Directorate includes Muslim Wakf and Private Schools only

1997/1996

Distribution of Students, Classrooms, Area per Student and Student per Classroom by Directorate, School Locality and Stage in 1996/1997

| Secondary Stage | | | | | Basic Stage | | | | | Locality | Directorate |
|-----------------|------------|-----------------|--------------|---------------|-------------|------------|-----------------|---------------|----------------|----------------|--------------------|
| / | /2 | 2 | | | / | /2 | 2 | | | | |
| Stud./Class | m2/Stud. | Classes Area m2 | Classes | Students | Stud./Class | m2/Stud. | Classes Area m2 | Classes | Students | | |
| 30 | 1.4 | 79 127 | 1 867 | 56 467 | 37 | 1.1 | 697 086 | 17 622 | 656 353 | Total | Grand Total |
| 33 | 1.3 | 51 377 | 1 179 | 38 649 | 39 | 1.1 | 370 923 | 8 803 | 345 715 | City | |
| 25 | 1.6 | 24 387 | 621 | 15 285 | 32 | 1.1 | 227 303 | 6 688 | 214 266 | Village | |
| 38 | 1.3 | 3 363 | 67 | 2 533 | 45 | 1.0 | 98 860 | 2 131 | 96 372 | Camp | |
| 30 | 1.3 | 3 647 | 95 | 2 880 | 39 | 1.0 | 21 502 | 577 | 22 619 | City | Jenin |
| 21 | 1.8 | 2 764 | 73 | 1 543 | 30 | 1.2 | 31 303 | 912 | 27 169 | Village | |
| 0 | 0.0 | 0 | 0 | 0 | 39 | 1.1 | 3 661 | 87 | 3 428 | Camp | |
| 35 | 1.3 | 4 554 | 100 | 3 472 | 36 | 1.0 | 21 891 | 613 | 22 052 | City | Nablus |
| 21 | 1.7 | 2 993 | 83 | 1 745 | 31 | 1.1 | 31 897 | 914 | 28 492 | Village | |
| 0 | 0.0 | 0 | 0 | 0 | 40 | 0.9 | 5 774 | 160 | 6 404 | Camp | |
| 26 | 1.7 | 366 | 8 | 210 | 38 | 1.0 | 1 618 | 41 | 1 560 | City | Salfit |
| 20 | 3.1 | 2 346 | 38 | 755 | 31 | 1.1 | 11 638 | 337 | 10 294 | Village | |
| 0 | 0.0 | 0 | 0 | 0 | 0 | 0.0 | 0 | 0 | 0 | Camp | |
| 30 | 1.4 | 2 769 | 65 | 1 962 | 38 | 1.0 | 13 933 | 355 | 13 489 | City | Tulkarm |
| 20 | 1.5 | 1 122 | 36 | 730 | 31 | 1.1 | 11 697 | 355 | 10 908 | Village | |
| 0 | 0.0 | 0 | 0 | 0 | 40 | 1.0 | 3 425 | 90 | 3 578 | Camp | |
| 33 | 1.3 | 1 146 | 26 | 849 | 42 | 1.0 | 9 056 | 219 | 9 121 | City | Qalqilya |
| 19 | 1.9 | 948 | 26 | 495 | 29 | 1.2 | 8 537 | 246 | 7 165 | Village | |
| 0 | 0.0 | 0 | 0 | 0 | 0 | 0.0 | 0 | 0 | 0 | Camp | |
| 22 | 1.8 | 6 111 | 149 | 3 343 | 31 | 1.1 | 23 252 | 671 | 20 791 | City | Ramallah |
| 23 | 1.5 | 3 541 | 101 | 2 353 | 31 | 1.0 | 41 952 | 1 303 | 40 379 | Village | |
| 0 | 0.0 | 0 | 0 | 0 | 40 | 1.1 | 6 951 | 160 | 6 479 | Camp | |
| 17 | 1.6 | 2 164 | 79 | 1 324 | 28 | 1.0 | 13 608 | 491 | 13 968 | City | Jerusalem |
| 28 | 1.4 | 402 | 10 | 280 | 32 | 0.9 | 3 938 | 133 | 4 238 | Village | |
| 0 | 0.0 | 0 | 0 | 0 | 39 | 1.1 | 1 812 | 43 | 1 667 | Camp | |
| 27 | 1.5 | 2 702 | 68 | 1 860 | 32 | 1.3 | 14 299 | 352 | 11 243 | City | Bethlehem |
| 26 | 1.5 | 2 459 | 65 | 1 672 | 32 | 1.0 | 22 218 | 697 | 22 225 | Village | |
| 0 | 0.0 | 0 | 0 | 0 | 39 | 1.1 | 2 972 | 68 | 2 654 | Camp | |
| 28 | 1.5 | 629 | 15 | 427 | 34 | 1.1 | 3 188 | 86 | 2 933 | City | Jericho |
| 11 | 2.2 | 91 | 4 | 42 | 26 | 1.6 | 2 501 | 62 | 1 593 | Village | |
| 0 | 0.0 | 0 | 0 | 0 | 40 | 1.0 | 1 792 | 45 | 1 808 | Camp | |
| 33 | 1.4 | 4 534 | 96 | 3 127 | 36 | 0.9 | 35 447 | 1 055 | 37 632 | City | Hebron |
| 26 | 1.4 | 3 123 | 83 | 2 163 | 36 | 1.0 | 22 293 | 652 | 23 362 | Village | |
| 0 | 0.0 | 0 | 0 | 0 | 39 | 1.0 | 1 566 | 40 | 1 579 | Camp | |
| 34 | 1.3 | 1 676 | 37 | 1 273 | 38 | 1.0 | 13 248 | 344 | 13 112 | City | South Hebron |
| 28 | 1.5 | 2 232 | 54 | 1 488 | 32 | 1.0 | 24 602 | 757 | 24 248 | Village | |
| 0 | 0.0 | 0 | 0 | 0 | 35 | 1.5 | 2 046 | 39 | 1 382 | Camp | |
| 26 | 1.5 | 52 319 | 1 311 | 33 993 | 33 | 1.0 | 413 617 | 11 904 | 397 572 | Total | WB Total |
| 28 | 1.5 | 30 298 | 738 | 20 727 | 35 | 1.0 | 171 042 | 4 804 | 168 520 | City | |
| 23 | 1.7 | 22 021 | 573 | 13 266 | 31 | 1.1 | 212 576 | 6 368 | 200 073 | Village | |
| 0 | 0.0 | 0 | 0 | 0 | 40 | 1.0 | 29 999 | 732 | 28 979 | Camp | |
| 4 | 0.1 | 11 219 | 238 | 9 716 | 40 | 1.0 | 111 788 | 2 333 | 101 889 | City | Gaza |
| 10 | 0.3 | 1 200 | 24 | 1 081 | 34 | 0.8 | 3 973 | 82 | 3 638 | Village | |
| 0 | 0.0 | 0 | 0 | 0 | 49 | 1.0 | 32 383 | 672 | 32 943 | Camp | |
| 4 | 0.1 | 9 860 | 203 | 8 206 | 40 | 1.1 | 88 093 | 1 666 | 75 306 | City | Khan younis |
| 4 | 0.1 | 1 166 | 24 | 938 | 40 | 0.9 | 10 754 | 238 | 10 555 | Village | |
| 3 | 0.1 | 3 363 | 67 | 2 533 | 43 | 1.0 | 36 478 | 727 | 34 450 | Camp | |
| 43 | 1.0 | 26 808 | 556 | 22 474 | 43 | 1.0 | 283 469 | 5 718 | 258 781 | Total | GS Total |
| 41 | 1.2 | 21 079 | 441 | 17 922 | 44 | 1.1 | 199 881 | 3 999 | 177 195 | City | |
| 42 | 1.2 | 2 366 | 48 | 2 019 | 44 | 1.0 | 14 727 | 320 | 14 193 | Village | |
| 38 | 1.3 | 3 363 | 67 | 2 533 | 48 | 1.0 | 68 861 | 1 399 | 67 393 | Camp | |

Jerusalem Directorate includes Muslim Wakf and Private Schools only

1997/1996

Distribution of Students in Secondary Vocational Schools by Specialization, Gender and Directorate in 1996/1997

| Nursing | | | Industrial | | | Agricultural | | | Commercial | | | Total | | | Directorate |
|-----------|-----------|-----------|--------------|----------|--------------|--------------|----------|------------|------------|------------|-----------|--------------|------------|--------------|-------------------|
| Total | Female | Male | Total | Female | Male | Total | Female | Male | Total | Female | Male | Total | Female | Male | |
| 56 | 41 | 15 | 1 225 | 0 | 1 225 | 175 | 0 | 175 | 319 | 291 | 28 | 1 775 | 332 | 1 443 | Grand Tota |
| 0 | 0 | 0 | 91 | 0 | 91 | 0 | 0 | 0 | 0 | 0 | 0 | 91 | 0 | 91 | Jenin |
| 28 | 28 | 0 | 270 | 0 | 270 | 0 | 0 | 0 | 141 | 141 | 0 | 439 | 169 | 270 | Nablus |
| 0 | 0 | 0 | 0 | 0 | 0 | 0 | 0 | 0 | 0 | 0 | 0 | 0 | 0 | 0 | Salfit |
| 0 | 0 | 0 | 182 | 0 | 182 | 0 | 0 | 0 | 31 | 31 | 0 | 213 | 31 | 182 | Tulkarm |
| 0 | 0 | 0 | 0 | 0 | 0 | 0 | 0 | 0 | 0 | 0 | 0 | 0 | 0 | 0 | Qalqilya |
| 28 | 13 | 15 | 457 | 0 | 457 | 0 | 0 | 0 | 0 | 0 | 0 | 485 | 13 | 472 | Ramallah |
| 0 | 0 | 0 | 0 | 0 | 0 | 0 | 0 | 0 | 0 | 0 | 0 | 0 | 0 | 0 | Jerusalem |
| 0 | 0 | 0 | 114 | 0 | 114 | 0 | 0 | 0 | 35 | 7 | 28 | 149 | 7 | 142 | Bethlehem |
| 0 | 0 | 0 | 23 | 0 | 23 | 0 | 0 | 0 | 0 | 0 | 0 | 23 | 0 | 23 | Jericho |
| 0 | 0 | 0 | 88 | 0 | 88 | 80 | 0 | 80 | 59 | 59 | 0 | 227 | 59 | 168 | Hebron |
| 0 | 0 | 0 | 0 | 0 | 0 | 0 | 0 | 0 | 0 | 0 | 0 | 0 | 0 | 0 | South Hebro |
| 56 | 41 | 15 | 1 225 | 0 | 1 225 | 80 | 0 | 80 | 266 | 238 | 28 | 1 627 | 279 | 1 348 | WB Total |
| 0 | 0 | 0 | 0 | 0 | 0 | 95 | 0 | 95 | 53 | 53 | 0 | 148 | 53 | 95 | Gaza |
| 0 | 0 | 0 | 0 | 0 | 0 | 0 | 0 | 0 | 0 | 0 | 0 | 0 | 0 | 0 | Khan Younis |
| 0 | 0 | 0 | 0 | 0 | 0 | 95 | 0 | 95 | 53 | 53 | 0 | 148 | 53 | 95 | GS Total |

Jerusalem Directorate includes Muslim Wakf and Private Schools only

1997/1996

Number of Students and Teachers in Schools by Directorate and Supervising Authority in 1996/1997

| / | | | / | | | UNRWA | | | Government | | | Grand Total | | | Directorate |
|-----------------------|--------------|---------------|---------------------|--------------|---------------|---------------------|--------------|----------------|---------------------|---------------|----------------|---------------------|---------------|----------------|--------------------|
| Private\Kindergartens | | | Private\Schools | | | | | | | | | | | | |
| Student\ Teacher | Female | Male | Student\ Teacher | Female | Male | Student\ Teacher | Female | Male | Student\ Teacher | Female | Male | Student\ Teacher | Female | Male | |
| 29 | 2 377 | 69 134 | 18 | 2 410 | 43 624 | 38 | 4 964 | 187 518 | 29 | 16 459 | 481 678 | 30 | 26 210 | 781 954 | Grand Total |
| 35 | 151 | 5 239 | 20 | 66 | 1 342 | 30 | 180 | 5 392 | 28 | 1 828 | 50 905 | 28 | 2 225 | 62 878 | Jenin |
| 28 | 276 | 7 594 | 18 | 139 | 2 499 | 34 | 247 | 8 490 | 28 | 1 851 | 51 176 | 28 | 2 513 | 69 759 | Nablus |
| 53 | 19 | 1 000 | 0 | 0 | 0 | 0 | 0 | 0 | 26 | 491 | 12 819 | 27 | 510 | 13 819 | Salfit |
| 34 | 118 | 4 019 | 10 | 23 | 240 | 35 | 101 | 3 578 | 29 | 941 | 26 849 | 29 | 1 183 | 34 686 | Tulkarm |
| 41 | 55 | 2 252 | 11 | 4 | 45 | 38 | 58 | 2 232 | 29 | 538 | 15 353 | 30 | 655 | 19 882 | Qalqilya |
| 27 | 264 | 7 181 | 16 | 683 | 11 251 | 34 | 303 | 10 321 | 27 | 1 933 | 51 773 | 25 | 3 183 | 80 526 | Ramallah |
| 24 | 109 | 2 647 | 19 | 638 | 11 994 | 28 | 86 | 2 445 | 21 | 335 | 7 038 | 21 | 1 168 | 24 124 | Jerusalem |
| 28 | 190 | 5 234 | 18 | 411 | 7 387 | 31 | 136 | 4 247 | 28 | 1 011 | 28 020 | 26 | 1 748 | 44 888 | Bethlehem |
| 28 | 20 | 568 | 19 | 50 | 945 | 35 | 68 | 2 363 | 25 | 142 | 3 495 | 26 | 280 | 7 371 | Jericho |
| 27 | 215 | 5 758 | 20 | 205 | 3 998 | 36 | 136 | 4 897 | 31 | 1 920 | 58 968 | 30 | 2 476 | 73 621 | Hebron |
| 32 | 79 | 2 528 | 21 | 17 | 354 | 33 | 115 | 3 770 | 29 | 1 274 | 37 379 | 30 | 1 485 | 44 031 | South Hebron |
| 29 | 1 496 | 44 020 | 18 | 2 236 | 40 055 | 33 | 1 430 | 47 735 | 28 | 12 264 | 343 775 | 27 | 17 426 | 475 585 | WB Total |
| 28 | 546 | 15 126 | 21 | 164 | 3 392 | 40 | 1 511 | 60 348 | 35 | 2 457 | 85 527 | 35 | 4 678 | 164 393 | Gaza |
| 30 | 335 | 9 988 | 18 | 10 | 177 | 39 | 2 023 | 79 435 | 30 | 1 738 | 52 376 | 35 | 4 106 | 141 976 | Khan Younis |
| 29 | 881 | 25 114 | 21 | 174 | 3 569 | 40 | 3 534 | 139 783 | 33 | 4 195 | 137 903 | 35 | 8 784 | 306 369 | GS Total |

Jerusalem Directorate includes Muslim Wakf and Private Schools only

**Distribution of Students in 95/96 & 96/97, Repeaters, Drop-Outs and their
Proportions in 1995/1996 by Grade Level and Gender**

| Drop-Outs | | Repeaters | | Students | | Gender | Grade |
|-----------|--------|-----------|--------|----------|---------|--------|------------------|
| 96/95 | | 96/95 | | 96/95 | 97/96 | | |
| % | No. | % | No. | | | | |
| 2.8 | 18 231 | 3.9 | 26 055 | 662 627 | 712 820 | T | Grand Total |
| 2.7 | 9 242 | 4.3 | 14 487 | 340 592 | 364 036 | M | |
| 2.8 | 8 989 | 3.6 | 11 568 | 322 035 | 348 784 | F | |
| 0.5 | 208 | 3.1 | 1 355 | 43 276 | 45 529 | M | 1st Basic |
| 0.4 | 149 | 3.2 | 1 320 | 41 352 | 44 415 | F | |
| 0.3 | 114 | 3.3 | 1 332 | 40 560 | 42 961 | M | 2nd Basic |
| 0.3 | 126 | 3.2 | 1 220 | 38 482 | 41 235 | F | |
| 0.4 | 156 | 3.7 | 1 351 | 36 111 | 40 959 | M | 3rd Basic |
| 0.4 | 123 | 3.6 | 1 243 | 34 460 | 38 817 | F | |
| 0.7 | 256 | 5.3 | 1 883 | 35 557 | 36 911 | M | 4th Basic |
| 0.6 | 196 | 4.5 | 1 515 | 33 660 | 35 065 | F | |
| 1.5 | 533 | 5.5 | 1 886 | 34 428 | 35 793 | M | 5th Basic |
| 1.2 | 376 | 4.9 | 1 586 | 32 594 | 33 987 | F | |
| 2.4 | 746 | 5.1 | 1 594 | 31 012 | 33 694 | M | 6th Basic |
| 2.1 | 607 | 4.1 | 1 189 | 29 255 | 32 085 | F | |
| 4.2 | 1 220 | 5.2 | 1 507 | 29 216 | 29 987 | M | 7th Basic |
| 3.2 | 892 | 4.8 | 1 322 | 27 518 | 28 928 | F | |
| 6.0 | 1 481 | 4.5 | 1 118 | 24 657 | 27 377 | M | 8th Basic |
| 4.7 | 1 132 | 4.1 | 1 006 | 24 278 | 26 496 | F | |
| 6.8 | 1 462 | 4.8 | 1 025 | 21 350 | 22 866 | M | 9th Basic |
| 6.4 | 1 301 | 2.9 | 597 | 20 258 | 22 708 | F | |
| 8.4 | 1 438 | 2.9 | 489 | 17 136 | 18 267 | M | 10th Basic |
| 13.1 | 2 173 | 1.8 | 306 | 16 605 | 18 169 | F | |
| 0.0 | 0 | 1.8 | 1 | 57 | 58 | M | 10th Agriculture |
| 0.0 | 0 | 0.0 | 0 | 0 | 0 | F | |
| 0.0 | 0 | 0.0 | 0 | 0 | 0 | M | 10th Commercial |
| 0.0 | 0 | 0.0 | 0 | 35 | 46 | F | |
| 4.5 | 207 | 0.3 | 12 | 4 582 | 5 309 | M | 1st Sec. Sc. |
| 3.1 | 110 | 0.4 | 16 | 3 566 | 3 939 | F | |
| 1.2 | 64 | 7.1 | 376 | 5 327 | 4 836 | M | 2nd Sec. Sc. |
| 4.0 | 108 | 1.6 | 44 | 2 731 | 3 313 | F | |
| 8.4 | 755 | 2.1 | 193 | 8 987 | 9 184 | M | 1st Sec. Lit. |
| 10.7 | 1 028 | 1.5 | 144 | 9 565 | 10 815 | F | |
| 8.1 | 563 | 5.0 | 347 | 6 944 | 8 862 | M | 2nd. Sec Lit. |
| 8.8 | 649 | 0.8 | 57 | 7 354 | 8 434 | F | |
| 2.3 | 17 | 2.3 | 17 | 745 | 809 | M | 1st Sec.Voc. |
| 5.2 | 10 | 1.6 | 3 | 191 | 183 | F | |
| 3.4 | 22 | 0.2 | 1 | 647 | 634 | M | 2nd Sec.Voc. |
| 6.9 | 9 | 0.0 | 0 | 131 | 149 | F | |

Sec.: Secondary, Sc. : Scientific, Lit.: Literary, Voc.: Vocational.

Does not include Municipality and Culture Committee Schools in Jerusalem

1997/1996

Distribution of Teachers in Government Schools by Qualification, Gender and Directorate in 1996/1997

| MA\MSc & Above | | | Higher Diploma | | | BA\BSc | | | Lower Diploma | | | Secondary & Lower | | | Grand Total | | | Directorate |
|----------------|-----------|------------|----------------|-----------|------------|--------------|--------------|--------------|---------------|--------------|--------------|-------------------|------------|------------|---------------|--------------|--------------|--------------------|
| Total | Female | Male | Total | Female | Male | Total | Female | Male | Total | Female | Male | Total | Female | Male | Total | Female | Male | |
| 151 | 21 | 130 | 338 | 93 | 245 | 7 447 | 2 945 | 4 502 | 8 277 | 4 071 | 4 206 | 283 | 165 | 118 | 16 494 | 7 293 | 9 201 | Grand Total |
| 23 | 4 | 19 | 39 | 7 | 32 | 790 | 329 | 461 | 935 | 455 | 480 | 42 | 24 | 18 | 1 828 | 819 | 1 009 | Jenin |
| 30 | 7 | 23 | 47 | 11 | 36 | 788 | 355 | 433 | 957 | 436 | 522 | 30 | 21 | 9 | 1 851 | 829 | 1 022 | Nablus |
| 13 | 2 | 11 | 8 | 2 | 6 | 277 | 110 | 167 | 182 | 81 | 101 | 11 | 1 | 10 | 491 | 196 | 295 | Salfit |
| 14 | 1 | 13 | 18 | 5 | 13 | 429 | 184 | 245 | 463 | 249 | 215 | 18 | 15 | 3 | 941 | 453 | 488 | Tulkarm |
| 6 | 0 | 6 | 6 | 0 | 6 | 279 | 104 | 176 | 247 | 128 | 119 | 1 | 0 | 1 | 538 | 232 | 306 | Qalqilya |
| 12 | 1 | 11 | 31 | 13 | 18 | 827 | 349 | 479 | 1 024 | 467 | 558 | 40 | 25 | 15 | 1 933 | 854 | 1 080 | Ramallah |
| 6 | 2 | 4 | 5 | 0 | 5 | 117 | 65 | 52 | 186 | 82 | 104 | 22 | 16 | 6 | 335 | 164 | 171 | Jerusalem |
| 6 | 0 | 6 | 27 | 10 | 17 | 428 | 177 | 252 | 519 | 223 | 296 | 31 | 20 | 11 | 1 011 | 430 | 582 | Bethlehem |
| 2 | 0 | 2 | 0 | 0 | 0 | 61 | 26 | 36 | 78 | 37 | 41 | 1 | 1 | 0 | 142 | 63 | 79 | Jericho |
| 10 | 0 | 10 | 31 | 14 | 18 | 928 | 379 | 550 | 919 | 468 | 452 | 32 | 13 | 19 | 1 920 | 873 | 1 047 | Hebron |
| 5 | 1 | 4 | 15 | 3 | 13 | 619 | 219 | 399 | 630 | 269 | 361 | 6 | 1 | 5 | 1 274 | 492 | 781 | South Hebron |
| 126 | 18 | 108 | 226 | 64 | 162 | 5 542 | 2 295 | 3 247 | 6 138 | 2 893 | 3 246 | 232 | 136 | 96 | 12 262 | 5 404 | 6 858 | WB Total |
| 17 | 3 | 14 | 69 | 19 | 50 | 1 070 | 368 | 702 | 1 315 | 721 | 593 | 23 | 13 | 10 | 2 494 | 1 124 | 1 370 | Gaza |
| 8 | 0 | 8 | 43 | 10 | 33 | 835 | 282 | 553 | 824 | 457 | 367 | 28 | 16 | 12 | 1 738 | 765 | 973 | Khan Younis |
| 25 | 3 | 22 | 112 | 29 | 83 | 1 905 | 650 | 1 255 | 2 139 | 1 178 | 961 | 51 | 29 | 22 | 4 232 | 1 889 | 2 343 | GS Total |

Jerusalem Directorate includes Muslim Wakf and Private Schools only

1997/1996

Distribution of Teachers in UNRWA Schools by Qualification, Gender and Directorate in 1996/1997

| MA\MSc & Above | | | Higher Diploma | | | BA\BSc | | | Lower Diploma | | | Secondary & Lower | | | Grand Total | | | Directorate |
|----------------|----------|-----------|----------------|----------|-----------|--------------|------------|------------|---------------|--------------|--------------|-------------------|------------|------------|--------------|--------------|--------------|--------------------|
| Total | Female | Male | Total | Female | Male | Total | Female | Male | Total | Female | Male | Total | Female | Male | Total | Female | Male | |
| 19 | 3 | 16 | 29 | 6 | 23 | 1 277 | 328 | 950 | 3 321 | 1 826 | 1 496 | 298 | 178 | 120 | 4 944 | 2 340 | 2 605 | Grand Total |
| 1 | 1 | 0 | 2 | 1 | 1 | 25 | 13 | 12 | 127 | 81 | 46 | 5 | 0 | 5 | 160 | 96 | 64 | Jenin |
| 4 | 0 | 4 | 1 | 0 | 1 | 58 | 20 | 38 | 178 | 82 | 96 | 6 | 6 | 0 | 247 | 108 | 139 | Nablus |
| 0 | 0 | 0 | 0 | 0 | 0 | 0 | 0 | 0 | 0 | 0 | 0 | 0 | 0 | 0 | 0 | 0 | 0 | Salfit |
| 0 | 0 | 0 | 0 | 0 | 0 | 25 | 9 | 16 | 75 | 40 | 35 | 1 | 1 | 0 | 101 | 50 | 51 | Tulkarm |
| 0 | 0 | 0 | 0 | 0 | 0 | 19 | 6 | 13 | 35 | 22 | 13 | 4 | 1 | 3 | 58 | 29 | 29 | Qalqilya |
| 0 | 0 | 0 | 3 | 0 | 3 | 75 | 42 | 33 | 214 | 122 | 92 | 11 | 10 | 1 | 303 | 174 | 129 | Ramallah |
| 1 | 0 | 1 | 0 | 0 | 0 | 31 | 16 | 15 | 53 | 31 | 22 | 1 | 1 | 0 | 86 | 48 | 38 | Jerusalem |
| 2 | 0 | 2 | 1 | 0 | 1 | 43 | 22 | 21 | 85 | 61 | 24 | 5 | 4 | 1 | 136 | 87 | 49 | Bethlehem |
| 2 | 2 | 0 | 2 | 1 | 1 | 19 | 7 | 12 | 38 | 13 | 25 | 7 | 6 | 1 | 68 | 29 | 39 | Jericho |
| 2 | 0 | 2 | 2 | 2 | 0 | 50 | 28 | 22 | 82 | 57 | 25 | 0 | 0 | 0 | 136 | 87 | 49 | Hebron |
| 0 | 0 | 0 | 0 | 0 | 0 | 35 | 10 | 25 | 80 | 26 | 54 | 0 | 0 | 0 | 115 | 36 | 79 | South Hebron |
| 12 | 3 | 9 | 11 | 4 | 7 | 380 | 173 | 207 | 967 | 535 | 432 | 40 | 29 | 11 | 1 410 | 744 | 666 | WB Total |
| 4 | 0 | 4 | 6 | 2 | 4 | 367 | 64 | 303 | 1 000 | 578 | 422 | 135 | 94 | 41 | 1 511 | 738 | 774 | Gaza |
| 3 | 0 | 3 | 12 | 0 | 12 | 531 | 91 | 440 | 1 354 | 713 | 642 | 123 | 55 | 68 | 2 023 | 858 | 1 165 | Khan Younis |
| 7 | 0 | 7 | 18 | 2 | 16 | 897 | 155 | 743 | 2 354 | 1 291 | 1 064 | 258 | 149 | 109 | 3 534 | 1 596 | 1 939 | GS Total |

Jerusalem Directorate includes Muslim Wakf and Private Schools only

1997/1996

Distribution of Teachers in Private Schools and Kindergartens by Qualification, Gender and Directorate in 1996/1997

| MA\MSc & Above | | | Higher Diploma | | | BA\BSc | | | Lower Diploma | | | Secondary & Lower | | | Grand Total | | | Directorate |
|----------------|-----------|-----------|----------------|-----------|-----------|--------------|------------|------------|---------------|--------------|------------|-------------------|--------------|-----------|--------------|--------------|------------|--------------------|
| Total | Female | Male | Total | Female | Male | Total | Female | Male | Total | Female | Male | Total | Female | Male | Total | Female | Male | |
| 75 | 19 | 56 | 60 | 32 | 29 | 1 441 | 895 | 546 | 1 930 | 1 764 | 166 | 1 279 | 1 215 | 65 | 4 787 | 3 925 | 861 | Grand Total |
| 0 | 0 | 0 | 0 | 0 | 0 | 45 | 21 | 24 | 106 | 101 | 5 | 66 | 64 | 2 | 217 | 186 | 31 | Jenin |
| 6 | 1 | 5 | 4 | 2 | 2 | 112 | 83 | 30 | 194 | 185 | 9 | 99 | 98 | 1 | 415 | 368 | 46 | Nablus |
| 0 | 0 | 0 | 0 | 0 | 0 | 2 | 2 | 0 | 8 | 8 | 0 | 10 | 10 | 0 | 19 | 19 | 0 | Salfit |
| 0 | 0 | 0 | 4 | 0 | 4 | 35 | 31 | 4 | 60 | 58 | 2 | 42 | 42 | 0 | 141 | 131 | 10 | Tulkarm |
| 0 | 0 | 0 | 0 | 0 | 0 | 5 | 4 | 1 | 33 | 31 | 2 | 21 | 21 | 0 | 59 | 56 | 3 | Qalqilya |
| 41 | 13 | 28 | 13 | 8 | 5 | 339 | 187 | 152 | 334 | 289 | 45 | 220 | 193 | 27 | 947 | 690 | 258 | Ramallah |
| 12 | 2 | 10 | 9 | 2 | 7 | 340 | 215 | 125 | 256 | 214 | 42 | 130 | 115 | 15 | 747 | 548 | 199 | Jerusalem |
| 11 | 2 | 8 | 16 | 12 | 5 | 217 | 125 | 92 | 264 | 240 | 24 | 94 | 81 | 13 | 602 | 459 | 143 | Bethlehem |
| 1 | 1 | 0 | 0 | 0 | 0 | 10 | 7 | 3 | 49 | 40 | 9 | 9 | 7 | 2 | 70 | 55 | 15 | Jericho |
| 3 | 0 | 3 | 3 | 1 | 2 | 110 | 48 | 62 | 164 | 142 | 22 | 140 | 136 | 4 | 420 | 327 | 93 | Hebron |
| 0 | 0 | 0 | 0 | 0 | 0 | 7 | 6 | 1 | 43 | 41 | 2 | 46 | 46 | 0 | 96 | 93 | 3 | South Hebron |
| 73 | 19 | 54 | 49 | 25 | 25 | 1 223 | 729 | 494 | 1 511 | 1 348 | 163 | 875 | 811 | 64 | 3 731 | 2 932 | 799 | WB Total |
| 2 | 0 | 2 | 11 | 7 | 4 | 174 | 126 | 48 | 253 | 251 | 2 | 270 | 269 | 1 | 710 | 653 | 57 | Gaza |
| 0 | 0 | 0 | 0 | 0 | 0 | 45 | 41 | 4 | 167 | 166 | 1 | 134 | 134 | 0 | 345 | 340 | 5 | Khan Younis |
| 2 | 0 | 2 | 11 | 7 | 4 | 219 | 167 | 52 | 420 | 417 | 3 | 404 | 403 | 1 | 1 056 | 994 | 62 | GS Total |

Jerusalem Directorate includes Muslim Wakf and Private Schools only

1997/1996

Distribution of Classes by Directorate, Gender and Supervising Authority in 1996/1997

| Private | | | | | | | | UNRWA | | | | Government | | | | Grand Total | | | | Directorate |
|---------------|--------------|-----------|-----------|--------------|------------|------------|------------|--------------|--------------|--------------|--------------|---------------|--------------|--------------|--------------|---------------|--------------|--------------|--------------|--------------------|
| Kindergartens | | Schools | | UNRWA | | Government | | Grand Total | | UNRWA | | Government | | Grand Total | | Grand Total | | | | |
| Total | Co-ed | Female | Male | Total | Co-ed | Female | Male | Total | Co-ed | Female | Male | Total | Co-ed | Female | Male | Total | Co-ed | Female | Male | |
| 2 445 | 2 405 | 24 | 16 | 1 702 | 979 | 356 | 367 | 4 198 | 1 031 | 1 438 | 1 729 | 13 621 | 1 941 | 5 695 | 5 985 | 21 966 | 6 356 | 7 513 | 8 097 | Grand Total |
| 195 | 195 | 0 | 0 | 53 | 39 | 2 | 12 | 146 | 20 | 68 | 58 | 1 545 | 168 | 652 | 725 | 1 939 | 422 | 722 | 795 | Jenin |
| 304 | 304 | 0 | 0 | 97 | 45 | 16 | 36 | 220 | 37 | 91 | 92 | 1 552 | 258 | 654 | 640 | 2 173 | 644 | 761 | 768 | Nablus |
| 36 | 36 | 0 | 0 | 0 | 0 | 0 | 0 | 0 | 0 | 0 | 0 | 424 | 110 | 154 | 160 | 460 | 146 | 154 | 160 | Salfit |
| 135 | 135 | 0 | 0 | 13 | 13 | 0 | 0 | 90 | 2 | 43 | 45 | 798 | 74 | 349 | 375 | 1 036 | 224 | 392 | 420 | Tulkarm |
| 69 | 69 | 0 | 0 | 3 | 2 | 0 | 1 | 52 | 0 | 26 | 26 | 461 | 148 | 149 | 164 | 585 | 219 | 175 | 191 | Qalqilya |
| 266 | 258 | 7 | 1 | 484 | 340 | 69 | 75 | 273 | 2 | 169 | 102 | 1 633 | 272 | 664 | 697 | 2 656 | 872 | 909 | 875 | Ramallah |
| 80 | 66 | 7 | 7 | 452 | 148 | 167 | 137 | 75 | 11 | 36 | 28 | 239 | 0 | 115 | 124 | 846 | 225 | 325 | 296 | Jerusalem |
| 201 | 187 | 9 | 5 | 285 | 194 | 55 | 36 | 120 | 17 | 64 | 39 | 845 | 136 | 353 | 355 | 1 451 | 534 | 481 | 435 | Bethlehem |
| 22 | 22 | 0 | 0 | 35 | 27 | 6 | 2 | 61 | 61 | 0 | 0 | 116 | 50 | 35 | 31 | 234 | 160 | 41 | 33 | Jericho |
| 198 | 198 | 0 | 0 | 151 | 78 | 32 | 41 | 124 | 14 | 76 | 34 | 1 651 | 43 | 775 | 833 | 2 124 | 333 | 883 | 908 | Hebron |
| 95 | 95 | 0 | 0 | 13 | 11 | 0 | 2 | 103 | 25 | 40 | 38 | 1 115 | 189 | 451 | 475 | 1 326 | 320 | 491 | 515 | South Hebron |
| 1 601 | 1 565 | 23 | 13 | 1 586 | 897 | 347 | 342 | 1 264 | 189 | 613 | 462 | 10 379 | 1 448 | 4 351 | 4 580 | 14 830 | 4 099 | 5 334 | 5 397 | WB Total |
| 515 | 511 | 1 | 3 | 108 | 77 | 9 | 22 | 1 276 | 368 | 348 | 560 | 1 985 | 232 | 873 | 880 | 3 884 | 1 188 | 1 231 | 1 465 | Gaza |
| 329 | 329 | 0 | 0 | 8 | 5 | 0 | 3 | 1 658 | 474 | 477 | 707 | 1 257 | 261 | 471 | 525 | 3 252 | 1 069 | 948 | 1 235 | Khan Younis |
| 844 | 840 | 1 | 3 | 116 | 82 | 9 | 25 | 2 934 | 842 | 825 | 1 267 | 3 242 | 493 | 1 344 | 1 405 | 7 136 | 2 257 | 2 179 | 2 700 | GS Total |

Jerusalem Directorate includes Muslim Wakf and Private Schools only

1997/1996

Distribution of Classrooms by Directorate, Ownership, Supervising Authority and Locality in 1996/1997

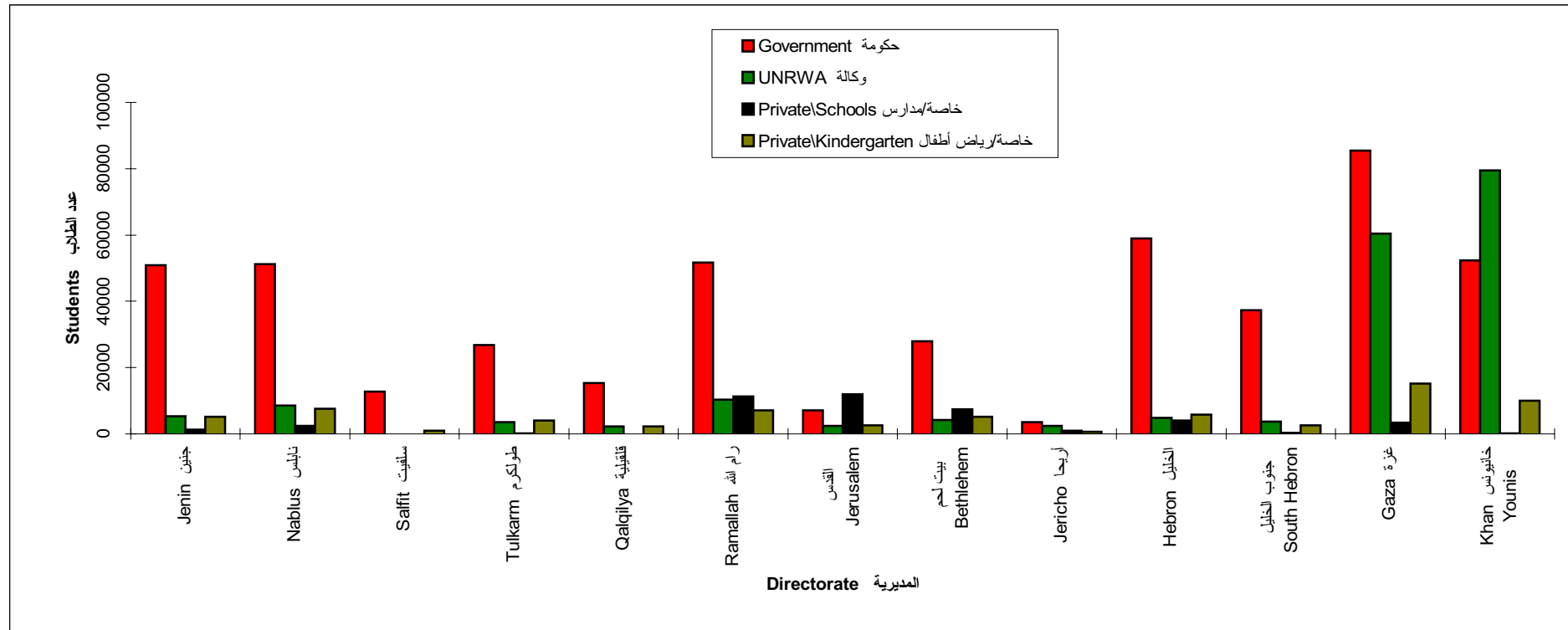
| Private | | | | UNRWA | | | | Government | | | | Total | | | | Ownership | Directorate |
|---------|------|---------|-------|-------|-------|---------|-------|------------|------|---------|-------|--------|-------|---------|-------|-----------|--------------|
| Total | Camp | Village | City | Total | Camp | Village | City | Total | Camp | Village | City | Total | Camp | Village | City | | |
| 2 657 | 200 | 513 | 1 944 | 4 032 | 2 105 | 235 | 1 692 | 12 248 | 135 | 6 262 | 5 851 | 18 937 | 2 440 | 7 010 | 9 487 | Owned | Grand Total |
| 1 584 | 78 | 473 | 1 033 | 284 | 29 | 80 | 175 | 1 184 | 0 | 345 | 839 | 3 052 | 107 | 898 | 2 047 | Rented | |
| 131 | 9 | 52 | 70 | 114 | 87 | 14 | 13 | 1 475 | 0 | 900 | 575 | 1 720 | 96 | 966 | 658 | Owned | Jenin |
| 119 | 4 | 59 | 56 | 32 | 0 | 14 | 18 | 75 | 0 | 43 | 32 | 226 | 4 | 116 | 106 | Rented | |
| 172 | 17 | 48 | 107 | 176 | 140 | 36 | 0 | 1 266 | 0 | 895 | 371 | 1 614 | 157 | 979 | 478 | Owned | Nablus |
| 236 | 7 | 65 | 164 | 58 | 29 | 0 | 29 | 242 | 0 | 25 | 217 | 536 | 36 | 90 | 410 | Rented | |
| 13 | 0 | 8 | 5 | 0 | 0 | 0 | 0 | 413 | 0 | 364 | 49 | 426 | 0 | 372 | 54 | Owned | Salfit |
| 21 | 0 | 19 | 2 | 0 | 0 | 0 | 0 | 12 | 0 | 12 | 0 | 33 | 0 | 31 | 2 | Rented | |
| 68 | 8 | 24 | 36 | 92 | 92 | 0 | 0 | 683 | 0 | 364 | 319 | 843 | 100 | 388 | 355 | Owned | Tulkarm |
| 72 | 0 | 22 | 50 | 0 | 0 | 0 | 0 | 122 | 0 | 33 | 89 | 194 | 0 | 55 | 139 | Rented | |
| 46 | 0 | 12 | 34 | 0 | 0 | 0 | 0 | 456 | 0 | 266 | 190 | 502 | 0 | 278 | 224 | Owned | Qalqilya |
| 32 | 0 | 24 | 8 | 52 | 0 | 0 | 52 | 3 | 0 | 3 | 0 | 87 | 0 | 27 | 60 | Rented | |
| 486 | 6 | 122 | 358 | 215 | 163 | 31 | 21 | 1 575 | 0 | 1 238 | 337 | 2 276 | 169 | 1 391 | 716 | Owned | Ramallah |
| 293 | 0 | 65 | 228 | 63 | 0 | 30 | 33 | 11 | 0 | 10 | 1 | 367 | 0 | 105 | 262 | Rented | |
| 317 | 0 | 1 | 316 | 43 | 43 | 0 | 0 | 136 | 0 | 78 | 58 | 496 | 43 | 79 | 374 | Owned | Jerusalem |
| 212 | 0 | 83 | 129 | 26 | 0 | 7 | 19 | 112 | 0 | 0 | 112 | 350 | 0 | 90 | 260 | Rented | |
| 411 | 3 | 110 | 298 | 88 | 58 | 0 | 30 | 789 | 0 | 653 | 136 | 1 288 | 61 | 763 | 464 | Owned | Bethlehem |
| 90 | 7 | 62 | 21 | 21 | 0 | 17 | 4 | 59 | 0 | 23 | 36 | 170 | 7 | 102 | 61 | Rented | |
| 49 | 0 | 0 | 49 | 61 | 45 | 16 | 0 | 109 | 0 | 43 | 66 | 219 | 45 | 59 | 115 | Owned | Jericho |
| 8 | 0 | 0 | 8 | 0 | 0 | 0 | 0 | 7 | 0 | 7 | 0 | 15 | 0 | 7 | 8 | Rented | |
| 232 | 5 | 87 | 140 | 96 | 37 | 22 | 37 | 1 168 | 0 | 566 | 602 | 1 496 | 42 | 675 | 779 | Owned | Hebron |
| 132 | 6 | 20 | 106 | 20 | 0 | 0 | 20 | 418 | 0 | 79 | 339 | 570 | 6 | 99 | 465 | Rented | |
| 60 | 4 | 26 | 30 | 106 | 40 | 25 | 41 | 869 | 0 | 624 | 245 | 1 035 | 44 | 675 | 316 | Owned | South Hebron |
| 49 | 0 | 32 | 17 | 0 | 0 | 0 | 0 | 123 | 0 | 110 | 13 | 172 | 0 | 142 | 30 | Rented | |
| 1 985 | 52 | 490 | 1 443 | 991 | 705 | 144 | 142 | 8 939 | 0 | 5 991 | 2 948 | 11 915 | 757 | 6 625 | 4 533 | Owned | WB Total |
| 1 264 | 24 | 451 | 789 | 272 | 29 | 68 | 175 | 1 184 | 0 | 345 | 839 | 2 720 | 53 | 864 | 1 803 | Rented | |
| 466 | 64 | 10 | 392 | 1 284 | 662 | 0 | 622 | 2 054 | 22 | 106 | 1 926 | 3 804 | 748 | 116 | 2 940 | Owned | Gaza |
| 175 | 28 | 11 | 136 | 0 | 0 | 0 | 0 | 0 | 0 | 0 | 0 | 175 | 28 | 11 | 136 | Rented | |
| 206 | 84 | 13 | 109 | 1 757 | 738 | 91 | 928 | 1 255 | 113 | 165 | 977 | 3 218 | 935 | 269 | 2 014 | Owned | Khan Younis |
| 145 | 26 | 11 | 108 | 12 | 0 | 12 | 0 | 0 | 0 | 0 | 0 | 157 | 26 | 23 | 108 | Rented | |
| 672 | 148 | 23 | 501 | 3 041 | 1 400 | 91 | 1 550 | 3 309 | 135 | 271 | 2 903 | 7 022 | 1 683 | 385 | 4 954 | Owned | GS Total |
| 320 | 54 | 22 | 244 | 12 | 0 | 12 | 0 | 0 | 0 | 0 | 0 | 332 | 54 | 34 | 244 | Rented | |

Private schools include Kindergartens also

Jerusalem Directorate includes Muslim Wakf and Private Schools only

*

Distribution of Students by Supervising Authority and Directorate*

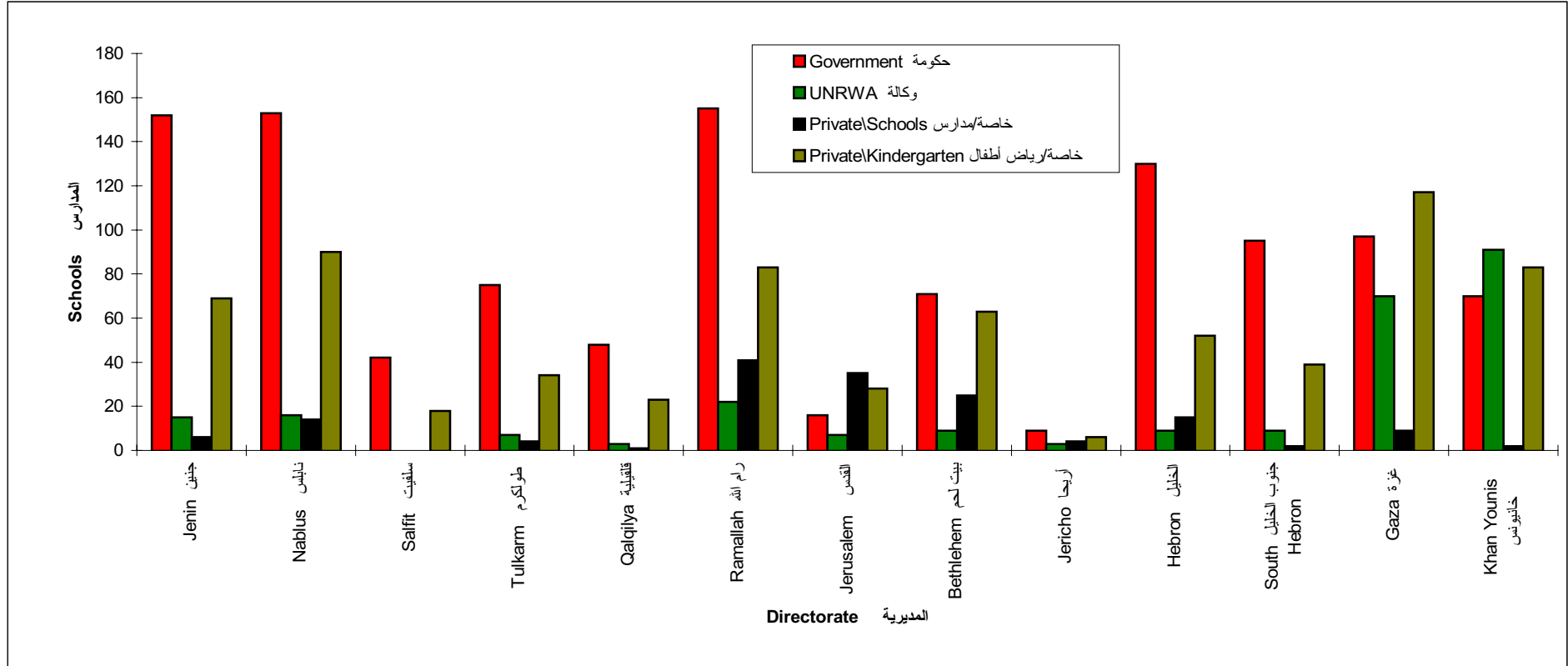


*: Jerusalem Directorate does not include Municipality and Culture Committee Schools

.*

*

Distribution of Schools by Supervising Authority and Directorate*

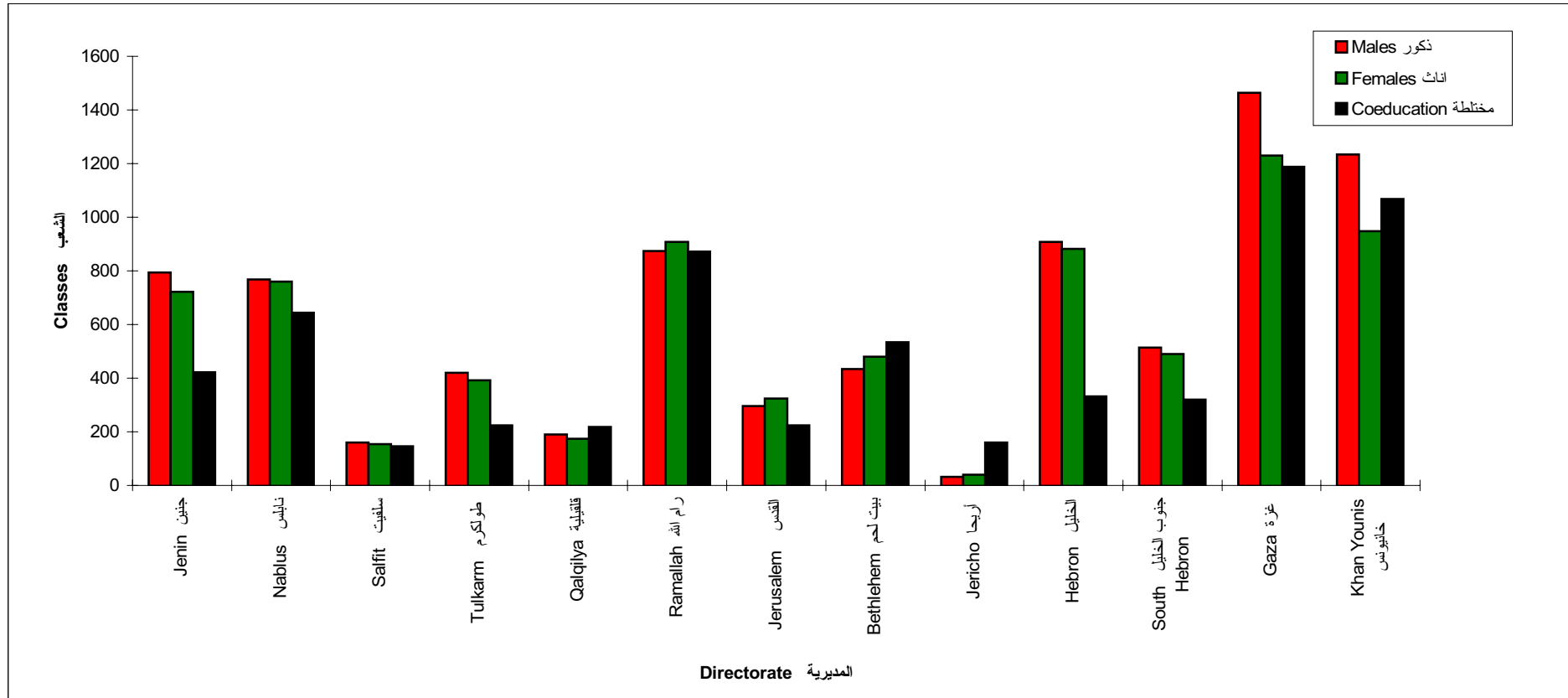


*: Jerusalem Directorate does not include Municipality and Culture Committee Schools

..*

*

Distribution of Classes by Directorate and Gender*

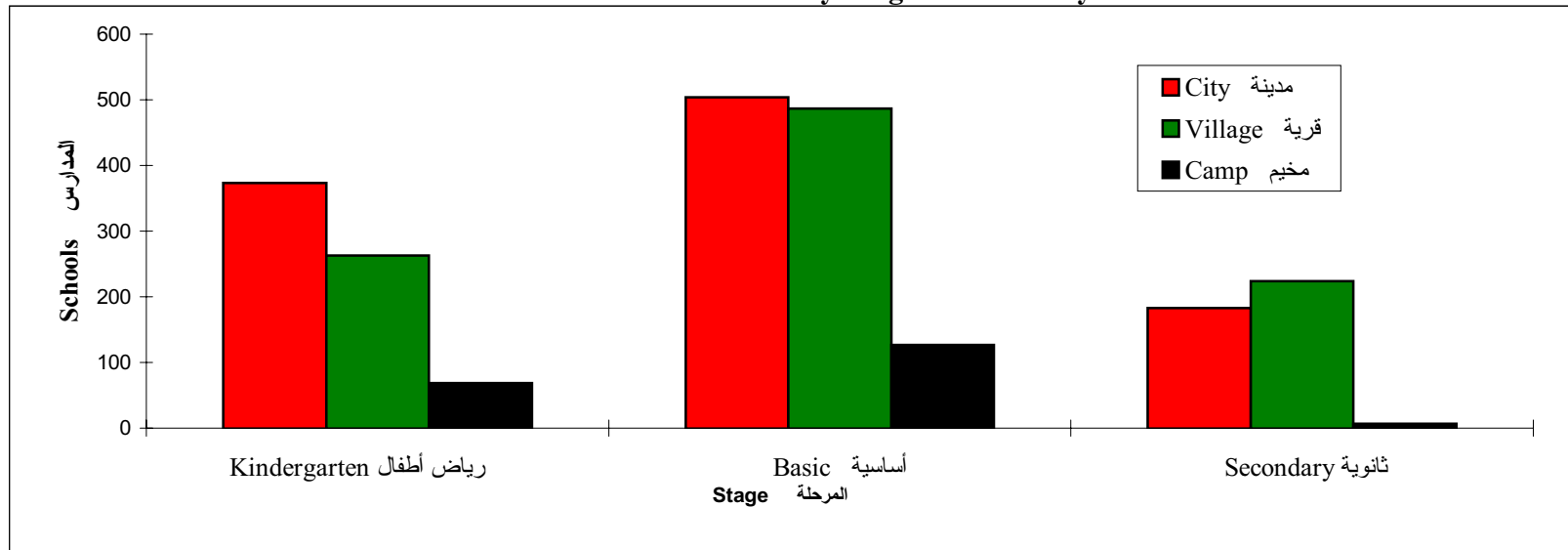


*: Jerusalem Directorate does not include Municipality and Culture Committee Schools

.*

*

Distribution of Schools by Stage and Locality*

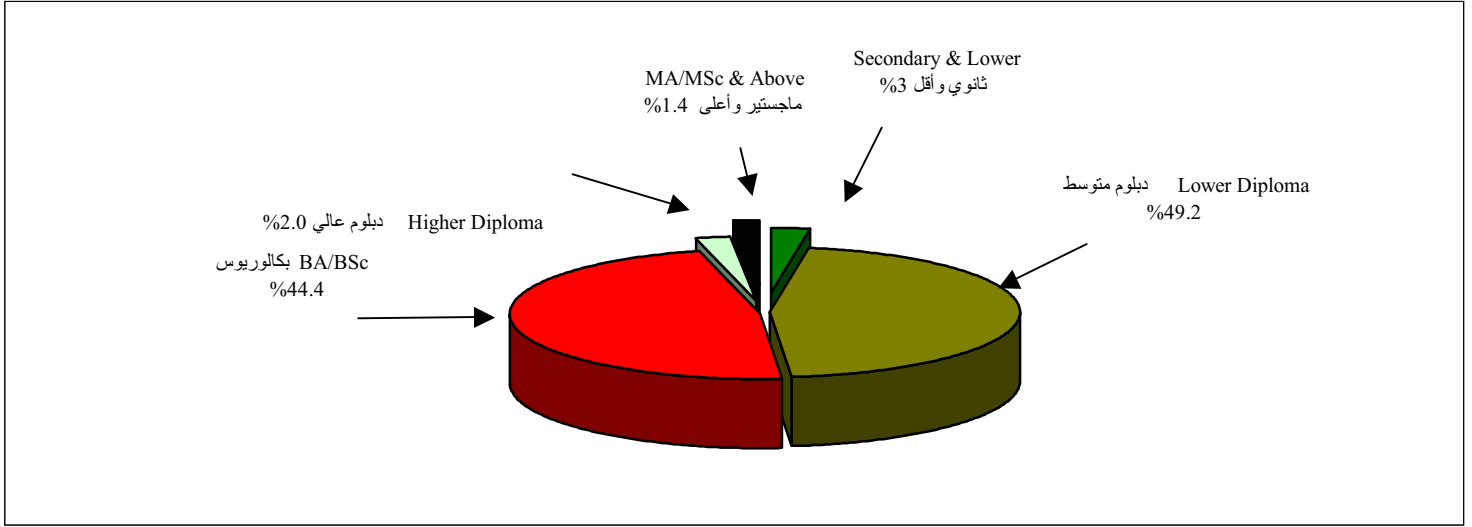


*: Does not include Culture Committee and Municipality schools in Jerusalem

:*

*

Male Teachers by Qualification*

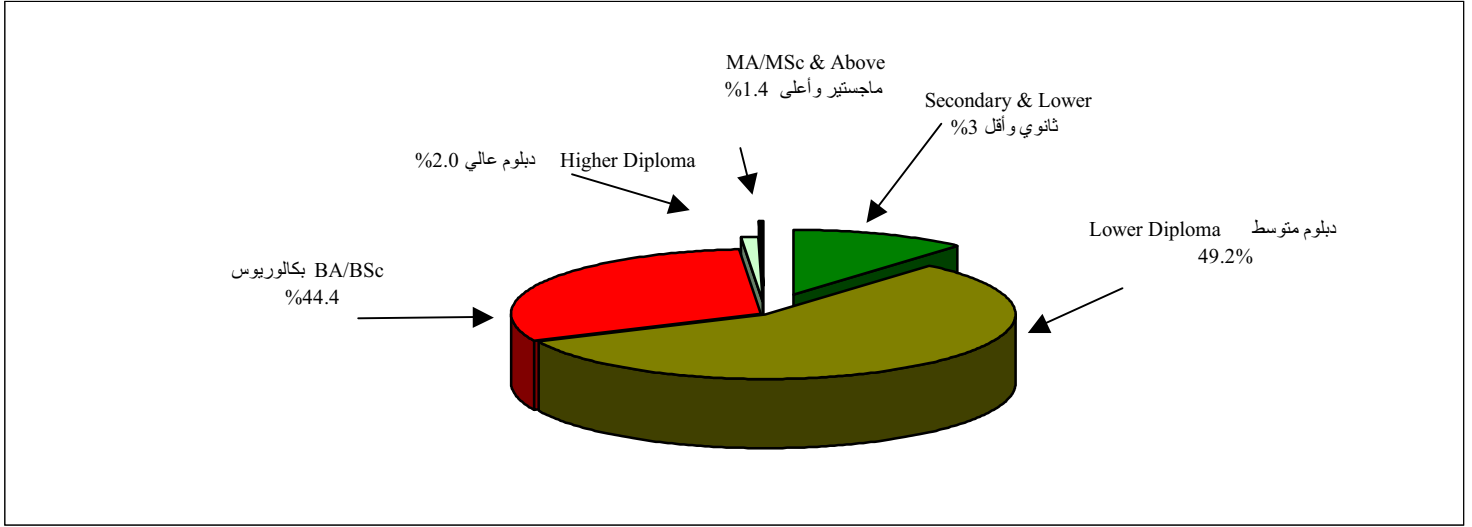


*: Does not include Municipality and Culture Committee in Jerusalem

:*

*

Female Teachers by Qualification*



*: Does not include Municipality and Culture Committee in Jerusalem

:*