



State of Palestine

Palestinian Central Bureau of Statistics

Housing Conditions Indicators in Palestine on the Arab Housing Day, 2019



Number of Occupied Housing Units (in Thousands)

1997


390

585


2007

866


2017




● Percentage of Households Living in A House




● Percentage of Households Living in Apartment



● Percentage of Households Living in Villa




● Percentage of Households Living in Owned Housing Units



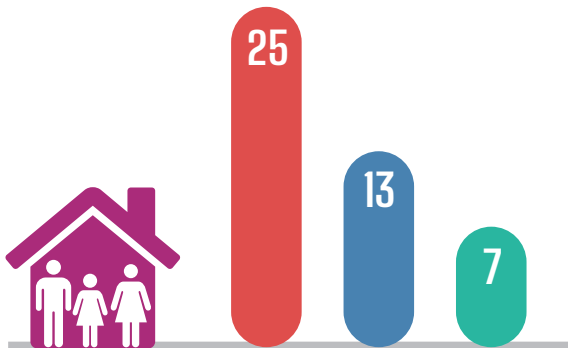
● Percentage of Households Living in Rented Housing Units



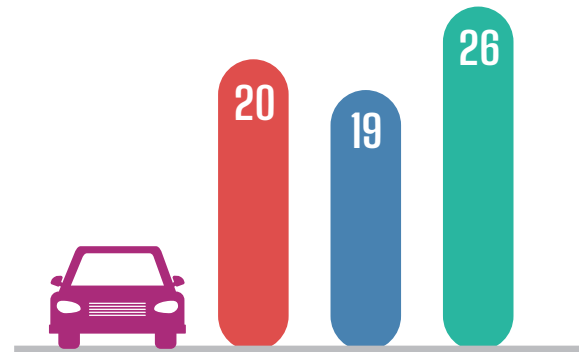
● Average Housing Density (Number of Persons Per Room)



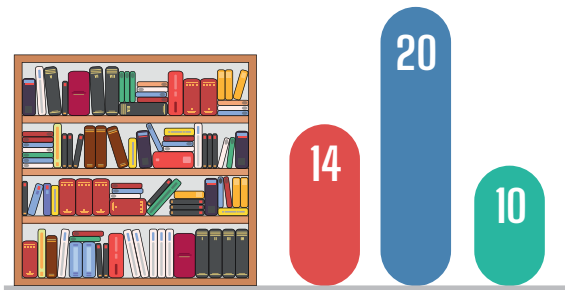
● Percentage of Households Living in Housing Unit with 3 Persons or mor per room



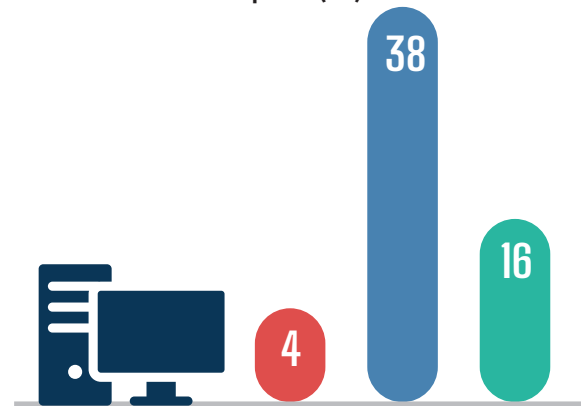
● Percentage of Households who have a Private Car



● Percentage of Households who have a Home Library



● Percentage of Households who have a Computer (PC)



1997 2007 2017