



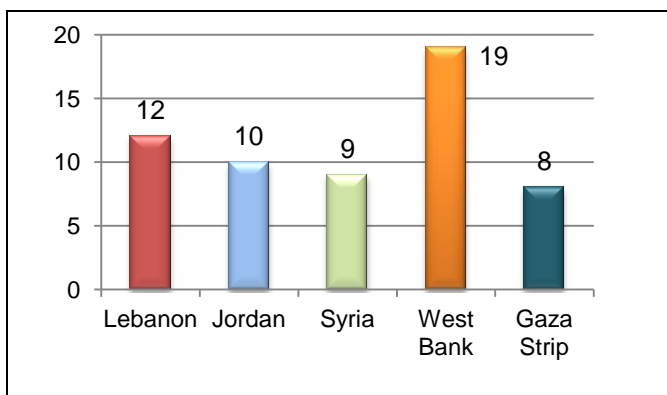
## Palestinian Central Bureau of Statistics (PCBS)

### The International Day of Refugees 2019

#### Ethnic cleansing, displacement of Palestinians and settler colonialism

Nakba in Palestine describes a process of ethnic cleansing in which an unarmed nation was destroyed and its population displaced systematically by gangs and individuals from all over the world. The Nakba resulted in the displacement of 800 thousand out of the 1.4 million Palestinians who lived in historical Palestine in 1948 in 1,300 villages and towns.

#### Number of Official Palestinian Refugee Camps as Recognized by UNRWA by the Residential Country



Source: United Nations Relief and Works Agency for Palestine refugees in the Near East (UNRWA)

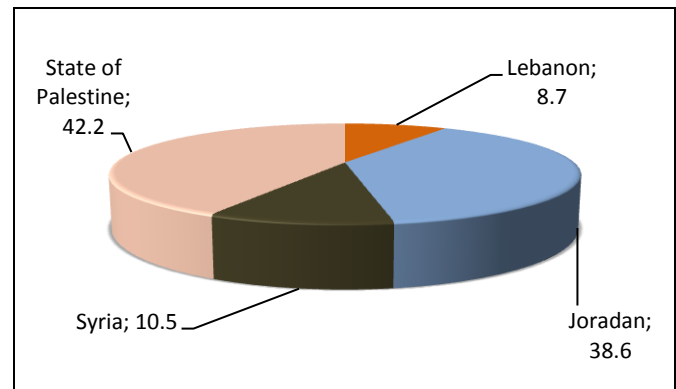
Several official estimates on the number of Palestinian refugees on the eve of the 1948 war were released from various sources. According to the United Nations estimates the number of Palestinian refugees was 957 thousand in 1950.

#### 6 Million Registered Refugees with UNRWA in Palestine and Diaspora

UNRWA records indicated that the number of registered Palestinian refugees in 2018 amounted up to about 6 million and those figures represented the minimum number of Palestinian refugees, where they constitute almost half of the Palestinians in the world (about 13 million). Palestinian refugees in the West Bank who are registered with UNRWA as in 2018 accounted up to 17% of the total refugees registered with UNRWA against 25% in Gaza Strip. At the level of the Arab countries, the percentage of Palestinian refugees registered with UNRWA in Jordan, amounted up to

about 39% of the total Palestinian refugees while the percentage of Palestinian refugees registered with UNRWA in Lebanon and Syria reached about 9% and 11% respectively.

#### Percentage Distribution of Palestinian Refugees by the Residential Country (01/01/2018)



Source: United Nations Relief and Works Agency for Palestine Refugees in the Near East (UNRWA)

#### The Situation of Palestinian Refugees in the State of Palestine:

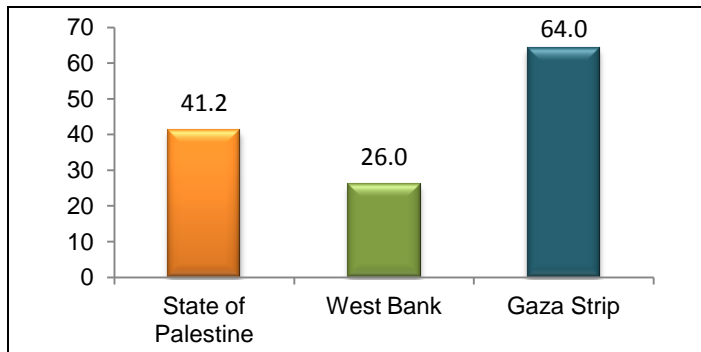
It is noted that there were no significant differences between the demographic and social characteristics of refugees and non-refugees in general, except for poverty and unemployment indicators due to regional/area reasons, where about two-thirds of the population of Gaza Strip are refugees. The following are the most important demographic and social characteristics of Palestinian refugees in the State of Palestine:

#### About 64% of the total Population in Gaza Strip are Refugees

The percentage of the population of refugees in State of Palestine at the end of 2018 reached about 41% of the total Palestinian population residing in State of Palestine, and data indicated that 26% of the population in the West Bank is refugees, while the percentage of refugees in Gaza Strip is 64%.



### Percentage of Refugees in State of Palestine by Region, at the end of 2018



Source: Palestinian Central Bureau of Statistics 2019. Database of Labor Force 2018. Ramallah –Palestine

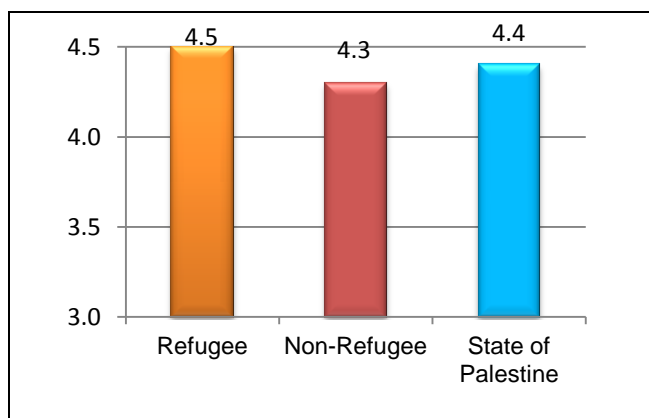
### 39% of Palestinian refugees and non-refugees under 15 years of age

The percentage of persons aged less than 15 years in State of Palestine reached 39% (refugees and non-refugees) at the end of 2018, while the percentage of elderly people aged 60 years and above (refugees and non-refugees) was about 5%.

### No significant difference in the average number of children born to refugee and non-refugee women

The mean number of children ever born to women ever married in State of Palestine 2017 is 4.4 births, 4.5 for refugee women compared with 4.3 for non-refugee women

### The Mean Number of Children Ever Born to Women in State of Palestine by Refugee Status, 2017



Source: Palestinian Central Bureau of Statistics 2019. Population, Housing and Establishments Census 2017. Ramallah -Palestine

### 7% of Palestinian refugees suffer at least one difficulty

Based on the data of Population, Housing and Establishments Census 2017, about 7% of Palestinian refugees suffer from difficulty compared with 5% among non-refugees. On the types of difficulties between refugees and non-refugees, it was found that individuals who suffer from difficulty of seeing was higher among refugees compared to non-refugees at 3% and 2% respectively, while the proportion of individuals with difficulties in movement among refugees was about 4% compared to about 3% among non-refugees. At the regional level, the percentage of refugees in the West Bank suffer from difficulty was about 6% compared with 7% among refugees living in Gaza Strip for 2017.

### Poverty among refugees was 39%, during 2017, according to monthly consumption patterns

The poverty percentage among the refugees was about 39% during 2017 according to monthly consumption patterns. This means that the monthly consumption of their households was below the poverty line which was 2,470 NIS for a Palestinian household of 5 (2 adults and 3 children) while the percentage among the non-refugees was 22%. The main reason behind the high poverty percentage among refugees compared to non-refugees is due to high unemployment rates in Gaza Strip, where the refugees represent two-thirds of its population. **The poverty percentage among refugees was 15.7% in the West Bank, while poverty percentage was 54.1% among refugees in Gaza Strip.**

The percentage of refugees who suffered from deep poverty was (23%). This means that the monthly consumption of their households was below the deep poverty line which was 1,974 NIS for a Palestinian household of 5 (2 adults and 3 children) while the percentage among the non-refugees was About 12%. **The deep poverty percentage among refugees was 7.6% in the West Bank and it was 33.5% among refugees in Gaza Strip.**



The poverty percentage among refugees was higher than the general average. The percentage of poor individuals in Palestine was about 29%, while the percentage of individuals who suffered from deep poverty was About 17% in 2017.

### Refugees and labor market

The results of the Labor Force Survey, in 2018 showed that the participation rate in labor force for individuals aged 15 years and above among refugees was about 47% compared to about 46% for non-refugees.

Data indicated that there is a clear difference on the level of unemployment rate among refugees and non-refugees, as unemployment rate among refugees reached up to about 40% compared to about 24% among non-refugees; **the main reason behind the high unemployment rate among refugees compared to non-refugees is due to high unemployment rates in Gaza Strip**, where the unemployment rate among refugees in the West Bank was about 19% compared to about 54% among refugees in Gaza Strip.

### One-third of the Refugees work as Specialists and Technicians

Data of labor force in 2018, the profession of "technicians, specialists, assistants, and clerks" was considered as the most accommodating profession among refugees in State of Palestine as refugees amounted to 35% while the non-refugees reached 23%. Also, legislators and senior management staff represented the lowest percentage for both of refugees and non-refugees with a variation by 3% for refugees and about 4% for non-refugees.

The results indicated that the percentage of employed persons in the West Bank among the individuals participating in the labor force (15 years and above) in 2018 reached about 60% with a clear difference according to the refugee status. The percentage of (employed refugees was about 45%, while for non-refugees was about 68%), while the percentage of employed persons in Gaza Strip was about 47% for refugees compared with 15% for non-refugees). The percentage of employed in Israel and the settlements was 13% (about 8% for refugees compared with 16% for non-refugees).

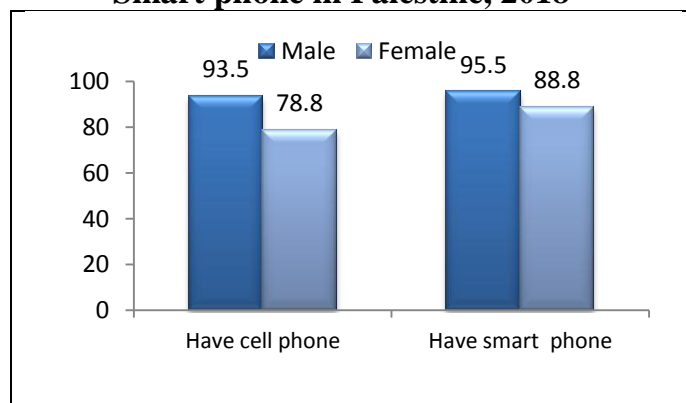
**The percentage of refugees with a bachelor's degree or higher exceeds that of non-refugees.**

**The percentage of illiteracy among Palestinian refugees in 2018 for individuals aged 15 years and above reached 2.5%, while among non-refugees reached 3.0% according to labor force survey.** The percentage of Palestinian refugees aged 15 years and above who obtained a bachelor's degree or higher reached 16% of the total refugees aged 15 years and above against 14% for non-refugees.

**About 86% of Palestinian refugees aged 18 years and above have a cell phone or smart phone**

Based on the Socio-Economic Conditions Survey, 2018, about 86% of the Palestinian refugees aged 18 years and above have a cell phone or a smart phone in Palestine (91% in the West Bank and 83% in Gaza Strip).

### Percentage Palestinian Refugees Aged 18 Years and above have a Cell Phone or a Smart phone in Palestine, 2018



Source: Palestinian Central Bureau of Statistics 2019. Database of Socio-Economic Conditions Survey 2018. Ramallah -Palestine

### The Situation of Palestinian Refugees in Diaspora Palestinian Refugees in Jordan

The socio-economic conditions of the Jordan's Palestinian refugee camps study 2011, which was prepared by FAFO showed that 40% of the individuals in the Palestinian refugee camps in Jordan aged under 15 years old, while the percentage of the elderly (65 years and above) was about 4%, and the average of household size was 5.1 individuals. The data also indicated that the percentage of illiteracy rate among the individuals in Palestinian refugee camps in Jordan aged 15 years and above was 8.6%.



## **Palestinian Refugees in Lebanon**

The results of the Palestinian Refugees in the Palestinian Refugee Camps and Localities Census in Lebanon 2017 showed that the Palestinian refugees in Lebanon are concentrated in Sidon with (36%), followed by North (25%), Tyre (about 15%), Beirut 13%, Al Chouf 7% and Bekaa 4%. The results also indicated that about 5% of the Palestinian refugees have another nationality.

The Average Household Size was 4 individuals, and the percentage of female-headed households was 17%, while the total fertility rate of Palestinian women was 2.6 births.

The results indicated that about 7.2% of the Palestinian refugees 10 years and above are illiterate (can't read and write). The percentage of enrollment in education for individuals from (3-13 years) was about 94%. While the percentage of those holding a university degree and higher was about 11%.

The results showed that the unemployment rate among Palestinian refugees 15 years and above in Lebanon was about 18% of the individuals participating in the labor force. The rate of unemployment among young (15-19 years) reached 44%, while the unemployment rate was 29% for the individuals (20-29 years).

**For more information, please contact:**

**Palestinian Central Bureau of Statistics**

**Ramallah, Palestine.**

Tel.: (972/970) 2 2982700

Fax: (972/970) 2 2982710

Toll free.: 1800300300

E-Mail [diwan@pcbs.gov.ps](mailto:diwan@pcbs.gov.ps)

Web-Site: <http://www.pcbs.gov.ps>



القدس

عاصمة الثقافة الإسلامية

al QUDS

Jerusalem, Capital of Islamic Culture 2019

