

Palestinian Central Bureau of Statistics (PCBS)

Press Release on the Results of the Labour Force Survey July- September 2011 Round

West Bank Unemployment Rate Highest in Tulkarm: Rafah Highest in Gaza Strip

❖ **The labour force participation rate of persons aged 15 years and above was 43.6%**

The number of persons participating in the labour force in the Palestinian Territory was 1.081 million in the 3rd quarter 2011: 732 thousand in the West Bank and 349 thousand in the Gaza Strip.

- The labour force participation rate in the West Bank was 46.2% and 39.0% in the Gaza Strip.
- The participation rate for males was 70.0% compared to 16.7% for females.

❖ **The unemployment rate among labour force participants was 22.4%**

• Using ILO standards, the number of unemployed was 242 thousand in the 3rd quarter 2011: 144 thousand in the West Bank and 98 thousand in the Gaza Strip.

• The unemployment rate in the Gaza Strip was 28.0% compared with 19.7% in the West Bank.

• The unemployment rate for males in the Palestinian Territory was 20.5% compared to 30.5% for females.

• The highest unemployment rate in the 3rd quarter 2011 was 39.0% among youth aged 20-24 years.

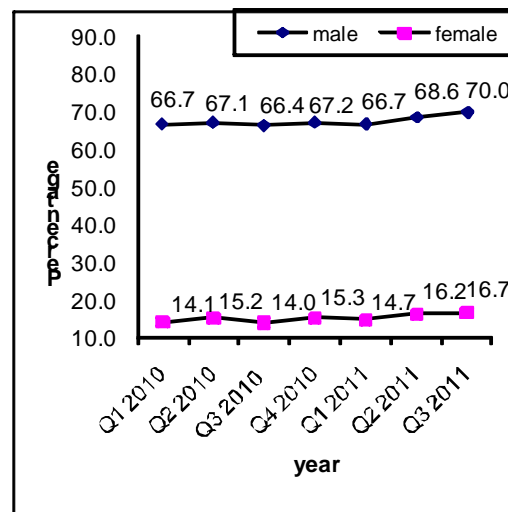
• The unemployment rate among females with 13 years of schooling or more was 41.0%.

• The highest unemployment rate in West Bank governorates was in Tulkarm and Qalqilya with 28.5% and 26.0% respectively. In the Gaza Strip, the highest unemployment rate was 34.1% in the Rafah governorate.

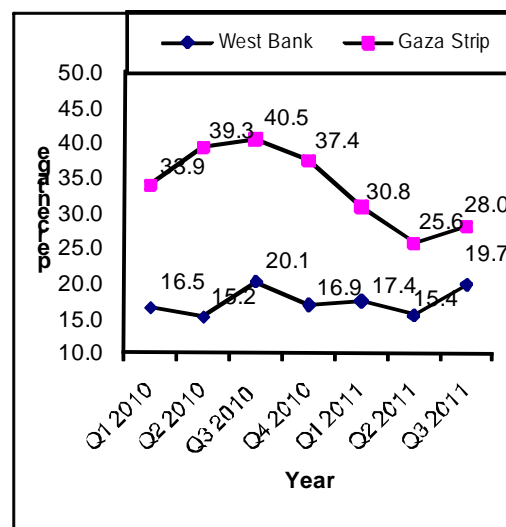
• According to the relaxed definition of unemployment, the unemployment rate

increased from 24.0% in the 2nd quarter 2011 to 26.8% in the 3rd quarter 2011.

Labour Force Participation Rate in the Palestinian Territory by Sex: 2010- 2011



Unemployment Rate in the Palestinian Territory by Region: 2010- 2011



❖ **Fall in local employment between the 2nd and 3rd quarter 2011**

The number of employed in the local market fell from 768 thousand in the 2nd quarter 2011 to 751 thousand in the 3rd quarter 2011. The number of Persons in employment in the West Bank fell by 17 thousand, while the number of employed persons in the Gaza Strip remained unchanged.

- The services sector was the biggest employer in the local market with 33.0% in the West Bank and 52.8% in the Gaza Strip.
- The public sector comprises 22.8% of those in employment: 38.8% in the Gaza Strip and 15.9% in the West Bank.
- The average daily wage for waged employees in the West Bank was 84.3 NIS compared with 59.3 NIS in the Gaza Strip.
- The average number of hours worked by waged employees in the West Bank increased slightly from 42.8 per week in the 2nd quarter 2011 to 43.4 in the 3rd quarter 2011. The average number of days worked per month increased from 22.5 to 22.6 over the same period. The average number of hours worked per week in the Gaza Strip increased from 37.5 to 38.2 over the same period, while the average number of days worked per month decreased from 23.7 to 23.4 days over the same period.

❖ **Number of workers employed in Israel and Israeli settlements increased from 84 thousand in the 2nd quarter to 87 thousand in the 3rd quarter 2011**

The number of workers from the West Bank employed in Israel and Israeli settlements increased from 84 thousand in the 2nd quarter 2011 to 87 thousand in the 3rd quarter 2011. Of these, 32 thousand had a permit, 24 thousand worked without a permit, and 31 thousand workers have an Israeli identity card or foreign passport.

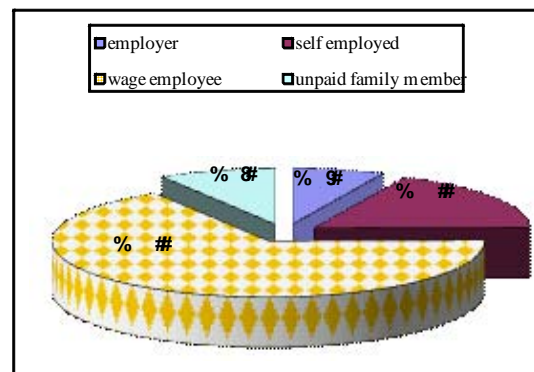
- The number of employees in Israeli settlements remained at 12 thousands between the 2nd and 3rd quarter 2011.
- 50.6% of workers employed in Israel and Israeli settlements work in the construction sector.
- The average daily wage for persons employed in Israel and Israeli settlements increased from 160.5 NIS in the 2nd quarter 2011 to 164.5 NIS in the 3rd quarter 2011.
- The average number of hours worked per week fell from 38.9 in the 2nd quarter 2011 to 38.8 in the 3rd quarter 2011. The average number of days worked per month was 21.2 in the 3rd quarter 2011 compared with 20.6 in the 2nd quarter 2011.

❖ **Employment status in the 3rd quarter 2011**

About 66.4% of employed workers in the Palestinian Territory are waged employees: 64.0% in the West Bank compared with 71.8% in the Gaza Strip.

Percentage Distribution of Employed Persons in the Palestinian Territory by Employment Status: July-September, 2011

- 17.9% of employed persons are self-employed; 18.8% in the West Bank and 15.8% in the Gaza Strip.
- 8.8% of employed persons are unpaid family members: 9.8% in the West Bank and 6.7% in the Gaza Strip.
- 6.9% of employed persons are employers: 7.4% in the West Bank and 5.7% in the Gaza Strip.



❖ **Working benefits for waged employees in the private sector**

- 27.3% of waged employees are hired by contract, compared with 53.2% hired without a contract.
- 23.3% of waged employees contribute to a pension fund; 24.6% have annual paid vacation; 53.8% of women have paid maternity leave.
- 14.8% of employed persons in the Palestinian Territory are affiliated to a vocational union: 15.2% of males and 12.8% of females.

❖ **4.9% of children aged 10-17 years are employed in the Palestinian Territory**

- 4.9% of children aged 10-17 years are employed in the Palestinian Territory: 6.7% in the West Bank and 1.9% in the Gaza Strip.