

2009

2011 /

2006

.2011 - 1432 ©

.2009

-

.2011

- **1647** . .

(970/972) 2 298 700 :

(970/972) 2 298 710 :

1800300300 :

diwan@pcbs.gov.ps :

<http://www.pcbs.gov.ps> :



2009

2011 (CFG)
. (SDC)

(PNA)

(CFG)

•

•

•

•

•

1993

.2009

2011

H.S
BEC
EX
جاتس (GATS)
..
VAT
US \$
USA
U.A.E
EURO-1
NIS
JD
-

500

0

21				:
21			1.1	
22			2.1	
23				:
25				:
25			1.3	
25		2009	2.3	
26		2009	3.3	
27	2009		4.3	
				2008
27	2009		5.3	
				2008
28			6.3	
				2009
29				:
29			1.4	
30			2.4	
30			3.4	
31			4.4	
33				:
33			1.5	
33			2.5	
34			3.5	
34			4.5	
37				

39		:1
	2009 - 1995	
40		:2
	2009 - 2008	
41		:3
	2009 - 2008	
49		:4
	2009 - 2008	
50		:5
	2009 - 2008	
51		:6
	2009	
53		:7
	2009	
58		:8
	2009	
126		:9
	2009 - 2008	
127		:10
	2009 - 2008	
128		:11
	2009 - 2000	
129		:12
	2009 - 2008	
130		:13
	2009 - 2008	

25		2009 - 1995	:1
26	2009		:2
26	2009		:3
27		2008 2009	:4
28		2009 - 2000	:5
28		في عام 2009	:6

3,600.8 2008 2009 %3.9
2008 2009 %37.9 2009 3,466.2 2009 131.2

518.4 2008 %7.2 2009
2008 2009 558.4 2009 123.0
%2.8

%6.0 2009 3,082.4
8.2 2009 .2008
31.5 2008

144 2009
%5.1 %73.6
.2008 %9.2 %87.5 2008

%55.8 348.5
%41.6 4.7 .2008
.2008

92.0
%9.8 50.3 .2008 %22.5
28.9 .2008
.2008 %15.4

%21.7 40.3
2009 6.1 2008
.2008 %72.3

1.1

•

•

•

•

•

•

•

•

•

•

•

•

•

:

:

:

:

:

:

13

:

:

.....

()

:

:

() ()

:

:

(C.I.F)

:

(F.O.B)

:(C.I.F.)

(C.I.F)

.()

:(F.O.B.)

(F.O.B)

:

(GATS)

: .1

: .2

: .3

1000
/ 10x3.6 = 3600 x 1000 = (. .)

: / .4

: .5

: .6

.(0.143)

7.3 : .7

: .8

:

:

2009

2008

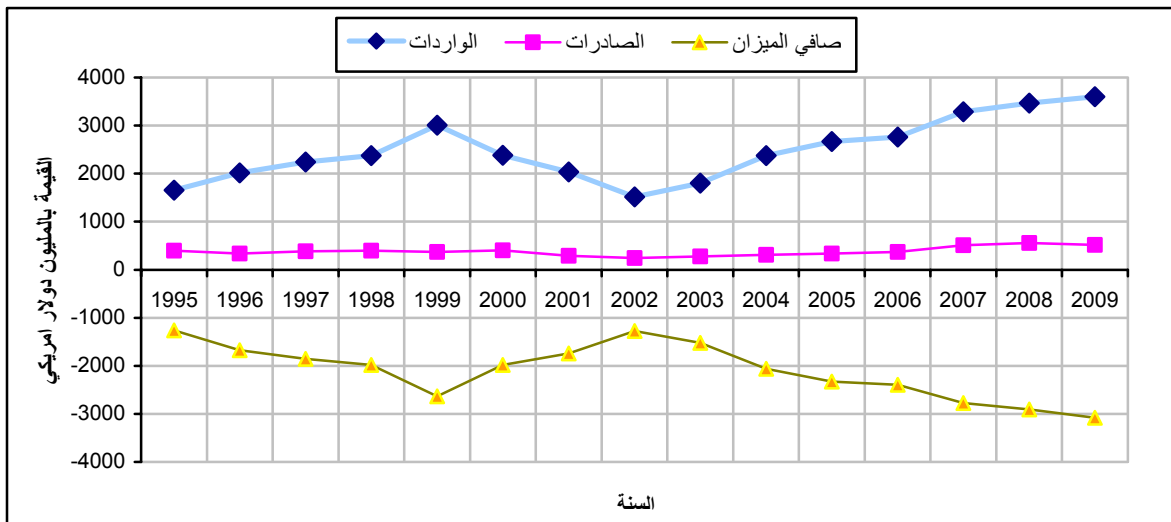
1.3

2008 %3.9 3,600.8
 . 518.4 2008 %7.2

%6.0 3,082.4 2009 2008
 .2008 %2.3

2009 - 1995

:1



2009

2.3

%82.7

%1.7

.2008

%8.9

%3.3

2008


%14.4

.2008

%52.8

2009

:2



*

**

2009

3.3

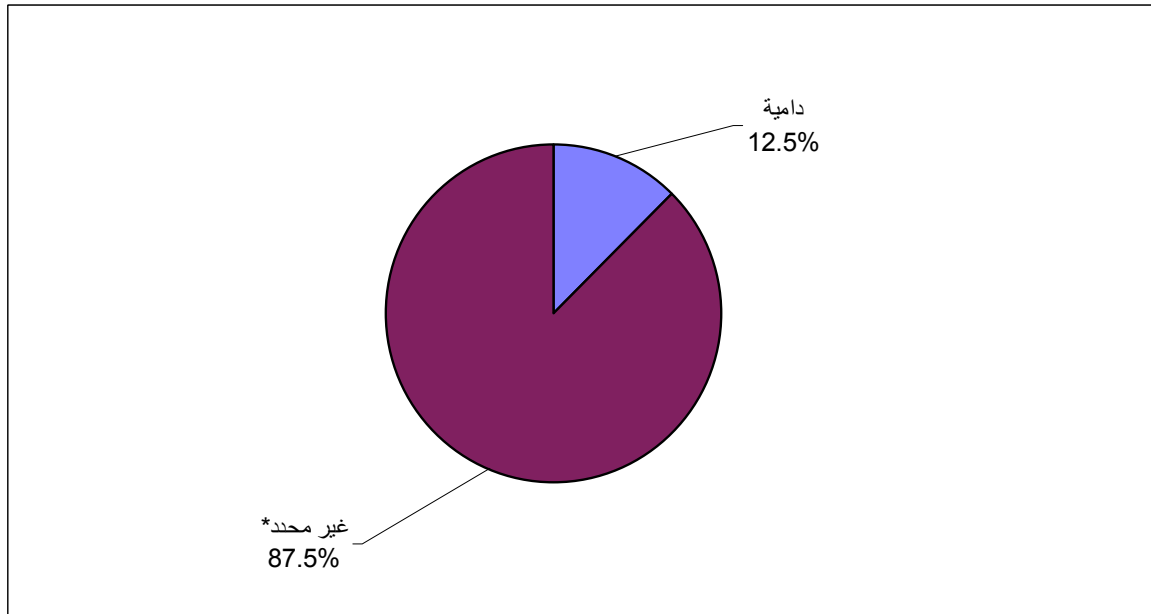
%87.5

2008

%9.2

2009

:3



*

2008

2009

4.3

.2008

%5.1

2009

%73.6

.2008

%22.5

%21.7

2008

%55.8

.2008

2008

%9.2

%87.5

.2008

%15.4

2008

%41.6

2009

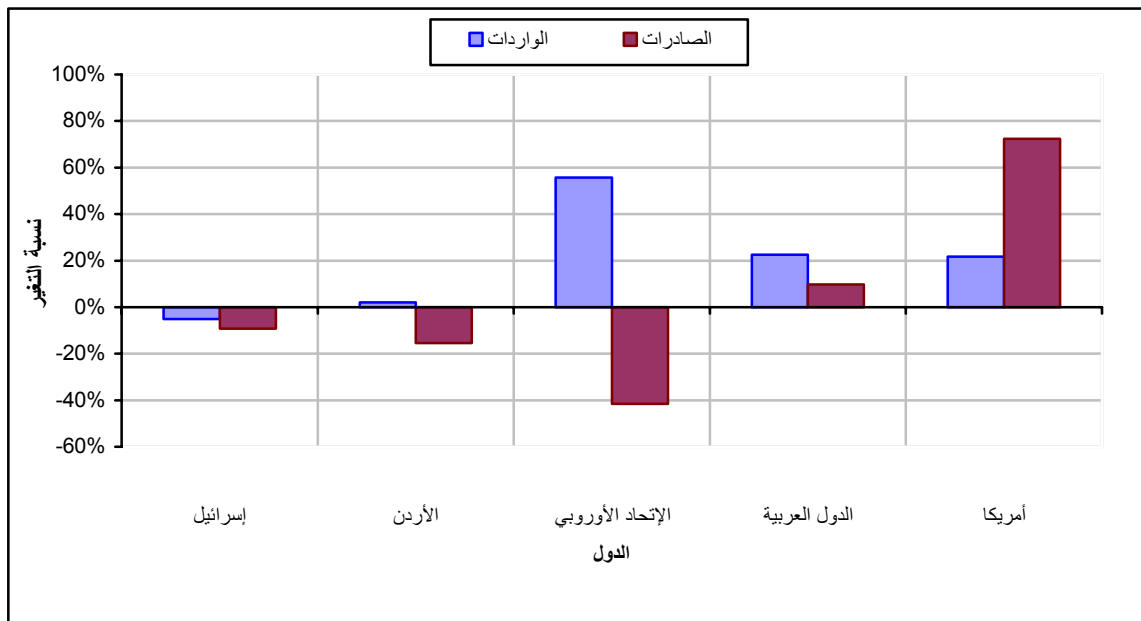
%9.8

.2008

2009

:4

2008



2008

2009

5.3

2008

%37.9

131.2

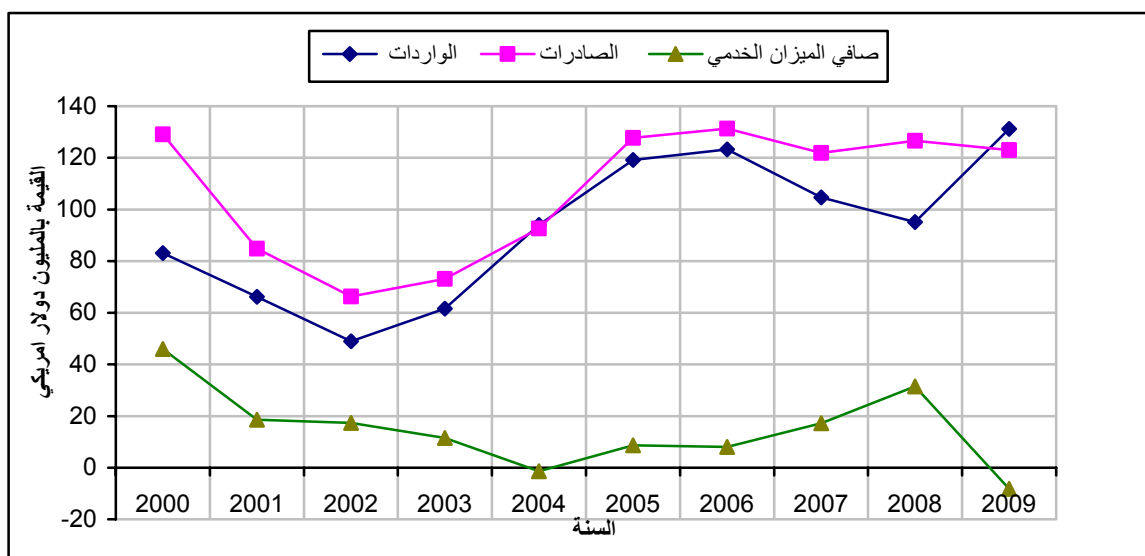
.2008

%2.8

123.0

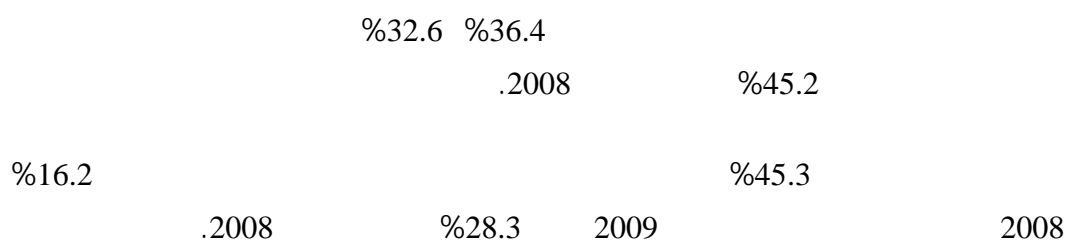
:5

2009- 2000



2009

:6.3



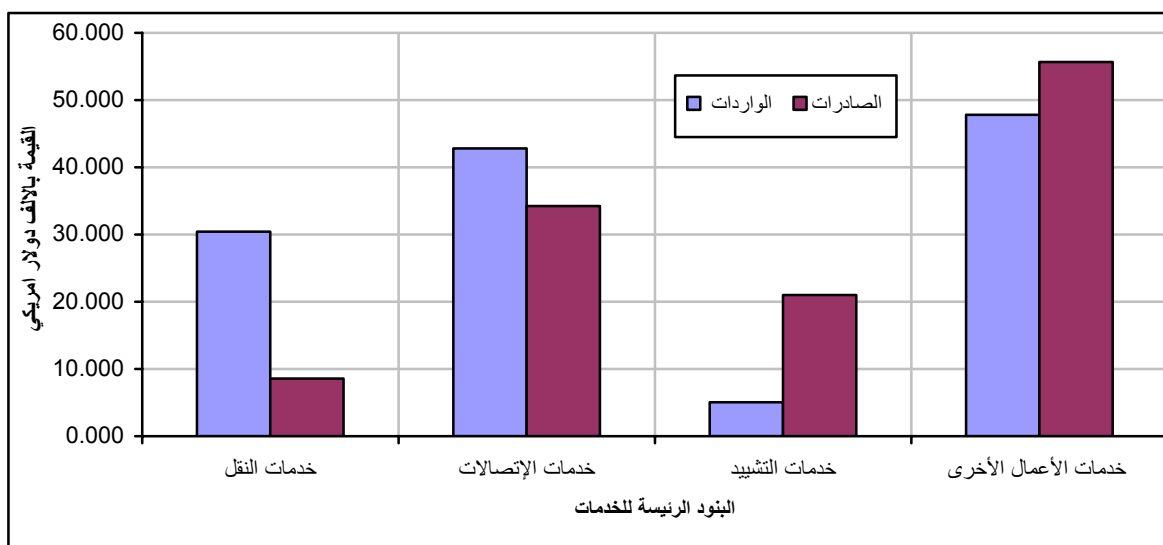
%45.2

%45.3

2008

:6

في عام 2009



.J1

1.4

:

:

•

:

•

:

•

:

•

:

•

:

•

:

•

:

•

:

•

: •
 : •
 () : •
 2.4
 : •
 .() •
) •
 .(•
) •
 .(•
 () •
 •
 •
 •
 •
 •
 3.4
 :
 :
 :
 •
 •
 :

.CIF

4.4

:

•

•

2007

H.S

SITC.3

-

BEC

•

2009 2008

•

1995

2009 2008

•

2009 2008

•

2009 2008

()

•

2009 2008

()

•

1.5

()

:

.1

.2

.3

.4

.5

2.5

:

.1

.2

.3

.()

3.5

:

:

•

:

•

:

•

:

•

4.5

:

.1

.2

.3

.4

.5

.6

.1967

.7

)

(C.I.F)

.9

(F.O.B

.10

()

.11

2010

2009

.12

(

)

.13

:2009

•

:

3.9282 = /

0.7059 = /

Tables

2009 - 1995 *

:1

Table 1: Total Value of Imports, Exports in Goods, Net Balance and Transaction Trade in the Palestinian Territory*, 1995 - 2009

Value in Thousand US \$

Transaction Trade Volume	Net Trade Balance	Total Value of Exports	Total Value of Imports	Year
2,052,368	-1,264,014	394,177	1,658,191	1995
2,355,523	-1,676,589	339,467	2,016,056	1996
2,620,984	-1,856,138	382,423	2,238,561	1997
2,769,948	-1,980,256	394,846	2,375,102	1998
3,379,375	-2,635,079	372,148	3,007,227	1999
2,783,664	-1,981,950	400,857	2,382,807	2000
2,323,996	-1,743,298	290,349	2,033,647	2001
1,756,475	-1,274,741	240,867	1,515,608	2002
2,079,948	-1,520,588	279,680	1,800,268	2003
2,685,936	-2,060,560	312,688	2,373,248	2004
3,003,035	-2,332,149	335,443	2,667,592	2005
3,125,435	-2,392,017	366,709	2,758,726	2006
3,797,014	-2,771,056	512,979	3,284,035	**2007
4,024,614	-2,907,722	558,446	3,466,168	2008
4,119,140	-3,082,430	518,355	3,600,785	2009

*: The data excludes that part of Jerusalem which was annexed forcefully by Israel following its occupation of the West Bank in 1967.

** : Revised Figures.

2009 - 2008

*

:2

Table 2: Total Value of Imports, Exports in Goods, National Exports and Re- Exports in the Palestinian Territory* by Month and Quarter, 2008 - 2009

Value in Thousand US \$

Period	Total Value of Re-Exports		Total Value of National Exports		Total Value of Exports		Total Value of Imports		
	2009	2008	2009	2008	2009	2008	2009	2008	
January	8,904	11,287	25,523	32,034	34,427	43,321	240,022	203,187	
February	12,044	12,062	26,734	30,695	38,778	42,758	264,367	200,260	
March	13,212	15,778	33,845	35,239	47,057	51,017	310,672	240,866	
Total First Quarter	34,160	39,127	86,102	97,968	120,262	137,096	815,061	644,313	
April	12,198	15,862	33,534	38,955	45,732	54,816	276,685	283,271	
May	12,189	14,348	31,846	36,289	44,035	50,636	322,696	315,945	
June	14,507	15,726	38,720	36,503	53,227	52,230	334,469	333,957	
Total Second Quarter	38,894	45,936	104,100	111,747	142,994	157,682	933,850	933,173	
July	13,937	15,068	31,559	35,641	45,496	50,709	325,656	353,312	
August	14,240	17,212	32,607	31,780	46,848	48,992	330,007	352,779	
September	11,727	14,175	27,146	32,922	38,872	47,097	261,125	315,990	
Total Third Quarter	39,904	46,455	91,312	100,343	131,216	146,798	916,788	1,022,081	
October	13,158	12,065	29,151	28,468	42,308	40,533	307,270	304,648	
November	13,351	13,824	28,091	31,696	41,442	45,520	309,485	295,812	
December	14,599	11,097	25,533	19,720	40,133	30,817	318,331	266,141	
Total Fourth Quarter	41,108	36,986	82,775	79,884	123,883	116,870	935,086	866,601	
Total	154,066	168,504	364,289	389,942	518,355	558,446	3,600,785	3,466,168	

*: The data excludes that part of Jerusalem which was annexed forcefully by Israel following its occupation of the West Bank in 1967.

.1967

:*

2009 - 2008

*

:3

Table 3: Total Value of Imports, Exports in Goods, Net Balance and Trade Transaction in the Palestinian Territory* by Country of Origin and Destination, 2008 - 2009

Value in Thousand US \$

Country	Trade Transaction		Net Trade Balance		Total Value of Exports		Total Value of Imports		
	2009	2008	2009	2008	2009	2008	2009	2008	
Jordan	76,977	81,248	-19,267	-13,004	28,855	34,122	48,122	47,126	
Syria	-	24	-	24	-	24	-	-	
Iraq	904	587	904	587	904	587	-	-	
Lebanon	-	20	-	20	-	20	-	-	
Yemen	124	167	124	167	124	167	-	0	
U.A.E	7,629	6,481	-1,431	939	3,099	3,710	4,530	2,771	
Bahrain	214	145	102	143	158	144	56	1	
Saudi Arabia	7,155	5,799	1,181	1,337	4,168	3,568	2,987	2,231	
Oman	863	267	-665	-225	99	21	764	246	
Qatar	231	327	231	327	231	327	-	-	
Kuwait	877	1,364	845	1,364	861	1,364	16	-	
Total of Arab Asian Countries	94,974	96,429	-17,976	-8,321	38,499	44,054	56,475	52,375	
Tunisia	102	62	-90	-62	6	-	96	62	
Algeria	8,887	782	8,887	782	8,887	782	-	-	
Sudan	5	-	5	-	5	-	-	-	
Egypt	38,214	23,245	-32,432	-21,277	2,891	984	35,323	22,261	
Morocco	109	257	-23	-231	43	13	66	244	
Mauritania	-	23	-	-23	-	-	-	23	
Western Sahara	15	-	-15	-	-	-	15	-	الصحراء الغربية
Somalia	-	126	-	-126	-	-	-	126	الصومال
Total of Arab African Countries	47,332	24,495	-23,668	-20,937	11,832	1,779	35,500	22,716	

2009 - 2008

*

:() 3

Table 3 (Cont.): Total Value of Imports, Exports in Goods, Net Balance and Trade Transaction in the Palestinian Territory* by Country of Origin and Destination, 2008 - 2009

Value in Thousand US \$

Country	Trade Transaction		Net Trade Balance		Total Value of Exports		Total Value of Imports		
	2009	2008	2009	2008	2009	2008	2009	2008	
Israel	3,104,623	3,294,252	-2,197,635	-2,295,406	453,494	499,423	2,651,129	2,794,829	
Indonesia	1,276	931	-1,276	-931	-	-	1,276	931	
Iran	0	-	0	-	-	-	0	-	
Pakistan	313	49	-313	-49	-	-	313	49	
Thailand	14,263	7,994	-14,263	-7,994	-	-	14,263	7,994	
Turkey	113,862	66,417	-113,756	-65,283	53	567	113,809	65,850	
China	157,828	121,064	-157,804	-120,970	12	47	157,816	121,017	
Philippines	432	293	-432	-293	-	-	432	293	
Japan	19,172	16,330	-18,252	-15,944	460	193	18,712	16,137	
Brunei		34		-34		-		34	بروني (بروناي)
Taiwan	3,934	3,577	-3,934	-3,545	-	16	3,934	3,561	
Sri Lanka	1,912	1,872	-1,912	-1,872	-	-	1,912	1,872	
Singapore	2,439	1,216	-2,439	-1,216	-	-	2,439	1,216	
South Korea	50,563	26,333	-50,461	-26,333	51	-	50,512	26,333	
North Korea	293	288	-293	-288	-	-	293	288	
Malaysia	4,444	2,264	-4,346	-2,260	49	2	4,395	2,262	
India	15,112	11,828	-15,112	-11,828	-	-	15,112	11,828	
Hong Kong	4,227	2,362	-4,227	-2,362	-	-	4,227	2,362	
Armenia	-	0	-	0	-	-	-	0	
Bhutan	-	31	-	-31	-	-	-	31	
Timor-Leste	36	-	-36	-	-	-	36	-	
Viet nam	3,463	1,623	-3,463	-1,623	-	-	3,463	1,623	
Maldives	5	10	-5	-10	-	-	5	10	

2009 - 2008

*

:() 3

Table 3 (Cont.): Total Value of Imports, Exports in Goods, Net Balance and Trade Transaction in the Palestinian Territory* by Country of Origin and Destination, 2008 - 2009

Value in Thousand US \$

Country	Trade Transaction		Net Trade Balance		Total Value of Exports		Total Value of Imports		
	2009	2008	2009	2008	2009	2008	2009	2008	
Macao	-	36	-	-36	-	-	-	36	
Tajikistan	0	-	0	-	-	-	0	-	
Kazachstan	-	0	-	0	-	0	-	-	
Total of Remaining Asian Countries	3,498,197	3,558,804	-2,589,959	-2,558,308	454,119	500,248	3,044,078	3,058,556	
South Africa	518	307	-514	-307	2	-	516	307	
Swaziland	17	3	-17	-3	-	-	17	3	سوازيلاند
Botswana	9	-	-9	-	-	-	9	-	
Namibia	299	63	-299	-63	-	-	299	63	
Zimbabwe	18	11	-18	-11	-	-	18	11	
Mozambique	12	-	-12	-	-	-	12	-	
Zambia	-	18	-	-18	-	-	-	18	
Madagascar	-	2	-	-2	-	-	-	2	
Tanzania	448	387	-448	-387	-	-	448	387	
Burundi	23	-	-23	-	-	-	23	-	
Rwanda	-	32	-	-32	-	-	-	32	رواندا
Kenya	77	66	-77	-66	-	-	77	66	
Uganda	48	40	-48	40	-	40	48	-	
Gabun	444	137	-444	-137	-	-	444	137	
Congo	73	26	-73	-26	-	-	73	26	
Ethiopia	2,863	1,015	-2,863	-1,015	-	-	2,863	1,015	
Eritrea	39	-	39	-	39	-	-	-	
Central African Republic	102	-	-102	-	-	-	102	-	
Cameroon	66	31	-66	-31	-	-	66	31	

2009 - 2008

*

:() 3

Table 3 (Cont.): Total Value of Imports, Exports in Goods, Net Balance and Trade Transaction in the Palestinian Territory* by Country of Origin and Destination, 2008 - 2009

Value in Thousand US \$

Country	Trade Transaction		Net Trade Balance		Total Value of Exports		Total Value of Imports		
	2009	2008	2009	2008	2009	2008	2009	2008	
Nigeria	332	159	-332	-159	-	-	332	159	
Niger	7	-	-7	-	-	-	7	-	
Burkina Faso	32	-	-32	-	-	-	32	-	بوركينافاسو
Mali	0	-	0	-	-	-	0	-	مالي
Senegal	2	5	-2	-5	-	-	2	5	
Cote d' Ivoire	138	35	-138	-35	-	-	138	35	
Liberia	8	-	-8	-	-	-	8	-	ليبيريا
Sierra Leone	506	1,492	-506	-1,492	-	-	506	1,492	
Guinea	14	-	-14	-	-	-	14	-	غينيا
Ghana	38	-	-38	-	-	-	38	-	
Total of Remaining African Countries	6,133	3,829	-6,051	-3,749	41	40	6,092	3,789	
United States of America	46,473	36,702	-34,209	-29,584	6,132	3,559	40,341	33,143	
Canada	5,315	1,958	15	-1,422	2,665	268	2,650	1,690	
Total of North American Countries	51,788	38,660	-34,194	-31,006	8,797	3,827	42,991	34,833	
Belize	-	16	-	-16	-	-	-	16	
Panama	3	-	-3	-	-	-	3	-	
Salvador	0	-	0	-	-	-	0	-	
Guatemala	1,519	816	-1,519	-816	-	-	1,519	816	
Kostarica	1,081	1,168	-1,081	-1,168	-	-	1,081	1,168	
Mexico	1,604	871	-1,604	-855	-	8	1,604	863	
Nicaragua	38	83	-38	-83	-	-	38	83	
Honduras	217	73	-217	-65	-	4	217	69	

2009 - 2008

*

:() 3

Table 3 (Cont.): Total Value of Imports, Exports in Goods, Net Balance and Trade Transaction in the Palestinian Territory* by Country of Origin and Destination, 2008 - 2009

Value in Thousand US \$

Country	Trade Transaction		Net Trade Balance		Total Value of Exports		Total Value of Imports		
	2009	2008	2009	2008	2009	2008	2009	2008	
Total of Mid American Countries	4,462	3,027	-4,462	-3,003	-	12	4,462	3,015	
Dominican	11	-	-11	-	-	-	11	-	
Pueortorico	15	7	-15	-7	-	-	15	7	بورتوريكو
Guadeloups	29	17	-29	-17	-	-	29	17	جواديلوب
Cuba	166	-	-166	-	-	-	166	-	
Haiti	23	-	-23	-	-	-	23	-	
Other Caribbean Countries	9	-	-9	-	-	-	9	-	
Total of Caribbean Countries	253	24	-253	-24	-	0	253	24	
Argentina	3,905	1,355	-3,905	-1,355	-	-	3,905	1,355	
Ecuador	10	-	-10	-	-	-	10	-	
Urguay	191	663	-191	-663	-	-	191	663	
Paraguay	452	217	-452	-217	-	-	452	217	
Brazil	15,741	18,036	-15,741	-18,036	-	-	15,741	18,036	
Bolivia	-	328	-	-328	-	-	-	328	
Peru	9	43	5	-43	7	-	2	43	
Chile	1,408	600	-1,402	-600	3	-	1,405	600	
French Guiana	18	-	18	-	18	-	-	-	
Venezuela	192	-	-192	-	-	-	192	-	
Colombia	923	1,083	-923	-1,083	-	-	923	1,083	
Suriname	-	35	-	-35	-	-	-	35	سورينام
Total of South American Countries	22,849	22,360	-22,793	-22,360	28	0	22,821	22,360	
Cyprus	130	240	-28	-88	51	76	79	164	

2009 - 2008

*

:() 3

Table 3 (Cont.): Total Value of Imports, Exports in Goods, Net Balance and Trade Transaction in the Palestinian Territory* by Country of Origin and Destination, 2008 - 2009

Value in Thousand US \$

Country	Trade Transaction		Net Trade Balance		Total Value of Exports		Total Value of Imports	
	2009	2008	2009	2008	2009	2008	2009	2008
Spain	33,488	22,486	-33,488	-22,438	0	24	33,488	22,462
Germany	97,380	61,738	-97,192	-61,332	94	203	97,286	61,535
Ireland	11,154	8,162	-11,154	-8,116	-	23	11,154	8,139
Italy	42,584	33,638	-38,136	-29,314	2,224	2,162	40,360	31,476
Portugal	1,890	1,714	-1,890	-940	-	387	1,890	1,327
Belgium	11,877	9,823	-11,383	-8,697	247	563	11,630	9,260
Denmark	5,220	2,024	-5,220	-2,024	-	-	5,220	2,024
France	39,084	27,741	-38,368	-25,237	358	1,252	38,726	26,489
Luxembourg	496	191	-496	-191	-	-	496	191
United Kingdom	21,882	18,907	-20,462	-12,973	710	2,967	21,172	15,940
Netherlands	23,929	15,986	-22,229	-15,370	850	308	23,079	15,678
Greece	4,383	19	-4,225	19	79	19	4,304	-
Sweden	31,359	13,413	-31,249	-13,345	55	34	31,304	13,379
Finland	2,233	845	-2,233	-845	-	-	2,233	845
Malta	44	22	-42	-22	1	-	43	22
Austria	2,825	2,602	-2,723	-2,528	51	37	2,774	2,565
Poland	5,808	2,230	-5,808	-2,204	-	13	5,808	2,217
Hungary	2,299	1,978	-2,299	-1,978	-	-	2,299	1,978
Slovenia	1,241	459	-1,241	-459	-	-	1,241	459
Estonia	156	86	-156	-86	-	-	156	86
Lithuania	84	12	-84	-12	-	-	84	12
Czechia	11,005	5,845	-11,005	-5,845	-	-	11,005	5,845
Slovakia	1,060	428	-1,060	-428	-	-	1,060	428

2009 - 2008

*

:() 3

Table 3 (Cont.): Total Value of Imports, Exports in Goods, Net Balance and Trade Transaction in the Palestinian Territory* by Country of Origin and Destination, 2008 - 2009

Value in Thousand US \$

Country	Trade Transaction		Net Trade Balance		Total Value of Exports		Total Value of Imports		
	2009	2008	2009	2008	2009	2008	2009	2008	
Bulgaria	1,553	191	-1,553	-189	-	1	1,553	190	
Romania	-	973	-	-965	-	4	-	969	
Latvia	23	32	-23	-18	-	7	23	25	
Total of European Union Countries	353,187	231,785	-343,747	-215,625	4,720	8,080	348,467	223,705	
Switzerland	23,227	13,697	-22,881	-13,463	173	117	23,054	13,580	
Norway	4,668	1,077	-4,668	-1,053	-	12	4,668	1,065	
Bosnia & Hertsegovina	0	22	0	-22	-	-	0	22	
Serbia	78	-	-78	-	-	-	78	-	
Croatia	251	93	-251	-93	-	-	251	93	
Russia Federation	2,519	15,560	-2,505	-15,558	7	1	2,512	15,559	
Belarus	9	27	9	27	9	27	-	-	()
Georgia	15	-	-15	-	-	-	15	-	
Ukraine	6,317	6,929	-6,289	-6,863	14	33	6,303	6,896	
Iceland	2	39	-2	39	-	39	2	-	
Yugoslavia	57	-	-57	-	-	-	57	-	
Macedonia	2	42	-2	42	-	42	2	-	دول اوروبية اخرى
Total of Remaining European Countries	37,145	37,486	-36,739	-36,944	203	271	36,942	37,215	
Australia	2,233	3,988	-2,109	-3,768	62	110	2,171	3,878	
New Zealand	481	450	-373	-400	54	25	427	425	
Samwa	106	71	-106	-71	-	-	106	71	
New Caldonia	-	33	-	-33	-	-	-	33	
Total of Oceania Countries	2,820	4,542	-2,588	-4,272	116	135	2,704	4,407	

2009 - 2008

*

:() 3

Table 3 (Cont.): Total Value of Imports, Exports in Goods, Net Balance and Trade Transaction in the Palestinian Territory* by Country of Origin and Destination, 2008 - 2009

Value in Thousand US \$

Country	Trade Transaction		Net Trade Balance		Total Value of Exports		Total Value of Imports	
	2009	2008	2009	2008	2009	2008	2009	2008
Total Sundries	-	3,173	-	-3,173	-	0	-	3,173
Total	4,119,140	4,024,614	-3,082,430	-2,907,722	518,355	558,446	3,600,785	3,466,168

*: The data excludes that part of Jerusalem which was annexed forcefully by Israel following its occupation of the West Bank in 1967.

.1967

.*

2009 - 2008

*

:4

Table 4: Total Value of Imports and Exports in Goods in the Palestinian Territory* by Entry and Exit Mean, 2008 - 2009

Value in Thousand US \$

Entry/ Exit Means	Total Value of Exports		Total Value of Imports		/
	2009	2008	2009	2008	
By Land	518,355	558,446	3,091,971	2,816,539	
Networks and Pipelines**	-	-	508,787	649,514	**
Postal packages	-	-	27	115	
Total	518,355	558,446	3,600,785	3,466,168	

*: The data excludes that part of Jerusalem which was annexed forcefully by Israel following its occupation of the West Bank in 1967.

** Including: Water, Electricity for Palestinian Territory and Petroleum Products for Gaza Strip from Israel only.

2009 - 2008

*

:5

Table 5: Total Value of Imports and Exports in Goods in the Palestinian Territory* by Entry and Exit Passage, 2008 - 2009

Value in Thousand US \$

Entry/ Exit passage	Total Value of Exports		Total Value of Imports		/
	2009	2008	2009	2008	
Al - Muntar (Karni)	-	-	60,189	70,299	()
AL- Karamah (Commercial Allenby)	-	-	50,566	8,779	()
Damya	64,861	59,023	-	-	
AL-Shija'eyah (Nahal Auz)	-	-	117,741	249,374	()
Networks and Pipe lines**	-	-	391,046	400,140	**
Undefined***	453,494	499,423	2,981,243	2,737,576	***
Total	518,355	558,446	3,600,785	3,466,168	

*: The data excludes that part of Jerusalem which was annexed forcefully by Israel following its occupation of the West Bank in 1967.

**Including: Water and Electricity Only.

***Covers Goods to the West Bank from or via Israel.

.1967

:*

**

2009

*

:6

Table 6: Total Value of Imports and Exports in Goods in the Palestinian Territory* by H.S Sections, 2009

Value in Thousand US \$

HS Code	Section	Exports	Imports	
01	Live animals; animal products	12,353	123,083	
02	Vegetable products	31,725	231,387	
03	Animal or vegetable fats and oils and their cleavage products prepared edible fats; animal or vegetable waxes	14,426	17,561	
04	Prepared foodstuffs; beverages, spirits and vinegar; tobacco and manufactured tobacco substitutes	42,597	423,924	
05	Mineral products	5,212	1,268,094	
06	Products of the chemical or allied industries	35,944	228,987	
07	Plastics and articles thereof; rubber and articles thereof.	34,613	99,867	
08	Raw hides and skins, leather, furskins and articles thereof; saddlery and harness; travel goods, handbags and similar containers; articles of animal gut (other than silkworm gut)	2,702	8,753)
09	Wood and articles of wood; wood charcoal; cork and articles of cork; manufactures of straw, of esparto or of other planting materials; basketware and wickerwork	21,359	71,618	.(
10	Pulp of wood or of other fibrous cellulosic material; recovered (waste and scrap) paper or paperboard; paper and paperboard articles thereof	14,718	76,011	()
11	Textiles and textile and articles.	9,550	78,025	
12	Footwear, headgear, umbrellas, sun umbrellas, walking sticks, seat-sticks, whips, riding-crops and parts thereof; prepared feathers and articles made therewith; artificial flowers; articles of human hair.	26,226	14,695	
13	Articles of stone, plaster, cement, asbestos, mica or similar materials; ceramic products; glass and glassware.	121,505	84,712	()
14	Natural or cultured pearls, precious or semi - precious stones, precious metals, metals clad with precious metal, and articles thereof; imitation jewellery; coin.	221	12,726	" "

2009

*

:() 6

Table 6 (Cont.): Total Value of Imports and Exports in Goods in Palestinian Territory* by H.S Sections, 2009

Value in Thousand US \$

HS Code	Section	Exports	Imports
15	Base metals and articles of base metal	58,145	191,412
16	Machinery and mechanical appliances; electrical equipment; parts thereof; sound recorders and reproducers, television image and sound recorders and reproducers, and parts and accessories of such articles	21,706	311,307
17	Vehicles, aircraft, vessels and associated transport equipment	8,184	259,758
18	Optical, photographic, cinematographic, measuring, checking, precision, medical or surgical instruments and apparatus; clocks and watches; musical instruments; parts and accessories thereof	3,587	60,507
20	Miscellaneous manufactured articles	53,549	37,449
21	Works of art, collectors' pieces and antiques	33	909
Total		518,355	3,600,785

*: The data excludes that part of Jerusalem which was annexed forcefully by Israel following its occupation of the West Bank in 1967.

:*

2009

*

:7

Table 7: Total Value of Imports and Exports in Goods in the Palestinian Territory* by H.S Chapters, 2009

Value in Thousand US \$

HS Code	Chapter	Exports	Imports	
01	Live animals	17	52,774	
02	Meat and edible meat offal.	405	16,612	
03	Fish and crustaceans, molluscs and other aquatic invertebrates	5	5,005	
04	Dairy produce; birds' eggs; natural honey; edible products of animal origin, not elsewhere specified or included	11,921	48,282	
05	Products of animal origin, not elsewhere specified or included	5	410	
06	Live trees and other plants; bulbs, roots and the like; cut flowers and ornamental foliage	2,252	2,392	
07	Edible vegetables and certain roots and tubers	5,909	9,271	
08	Edible fruit and nuts; peel of citrus fruit or melons.	8,004	12,337	
09	Coffee, tea, mate and spices.	7,461	8,319	
10	Cereals.	2,705	130,224	
11	Products of the milling industry; malt; starches; inulin; wheat gluten.	3,934	53,479	() ()
12	Oil seeds and oleaginous fruits; miscellaneous grains, seeds and fruit; industrial or medicinal plants; straw and fodder.	1,460	15,199	
13	Lac; gums, resins and other vegetable saps and extracts.		100	
14	Vegetable plaiting materials; vegetable products not elsewhere specified or included.		66	
15	Animal or vegetable fats and oils and their cleavage products; prepared edible fats; animal or vegetable waxes	14,426	17,561	
16	Preparations of meat, of fish or of crustaceans, molluscs or other aquatic invertebrates.	4,117	15,683	
17	Sugars and sugar confectionery.	8,235	49,547	
18	Cocoa and cocoa preparations.	1,624	22,541	
19	Preparations of cereals, flour, starch or milk; pastry cooks' products	1,343	35,217	

2009

*

:() 7

Table 7 (Cont.): Total Value of Imports and Exports in Goods in the Palestinian Territory* by H.S Chapters, 2009

Value in Thousand US \$

HS Code	Chapter	Exports	Imports	
20	Preparations of vegetables, fruit, nuts or other parts of plants.	4,342	30,948	
21	Miscellaneous edible preparations.	987	19,132	
22	Beverages, spirits and vinegar.	4,583	90,783	
23	Residues and waste from the food industries; prepared animal fodder.	165	113,817	
24	Tobacco and manufactured tobacco substitutes.	17,201	46,256	
25	Salt; sulphur; earths and stone; plastering materials, lime and cement.	2,118	126,463	()
26	Ores, slag and ash.	586	305	
27	Mineral fuels, mineral oils and products of their distillation; bituminous substances; mineral waxes.	2,508	1,141,326	
28	Inorganic chemicals; organic or inorganic compounds of precious metals, of rare-earth metals, of radioactive elements or of isotopes.	564	11,707	()
29	Organic chemicals.	36	16,523	
30	Pharmaceutical products.	18,447	85,909	
31	Fertilizers.	645	3,949	
32	Tanning or dyeing extracts; tannins and their derivatives; dyes, pigments and other coloring matter; paints and varnishes; putty and other mastics; inks.	2,380	19,382	()
33	Essential oils and resinoids; perfumery, cosmetic or toilet preparations	3,990	35,876	() " "
34	Soap, organic surface-active agents, washing preparations, lubricating preparations, artificial waxes, prepared waxes, polishing or scouring preparations, candles and similar articles, modeling pastes, "dental waxes" and dental preparations with a basis of plaster.	9,017	30,928	()
35	Albuminoidal substances; modified starches; glues; enzymes.	51	4,744	
36	Explosives; pyrotechnic products; matches; pyrophoric alloys; certain combustible preparations.	-	29	
37	Photographic or cinematographic goods.	20	2,748	
38	Miscellaneous chemical products	794	17,192	
39	Plastics and articles thereof.	32,048	72,679	
40	Rubber and articles thereof.	2,565	27,188	

2009

*

:() 7

Table 7 (Cont.): Total Value of Imports and Exports in Goods in the Palestinian Territory* by H.S Chapters, 2009

Value in Thousand US \$

HS Code	Chapter	Exports	Imports	
41	Raw hides and skins (other than furskins) and leather.	1,404	5,158	()
42	Articles of leather; saddlery and harness; travel goods, handbags and similar containers; articles of animal gut (other than silk-worm gut).	1,263	3,589	()
43	Furskins and artificial fur; manufactures thereof.	35	6	
44	Wood and articles of wood; wood charcoal.	21,343	71,338	
45	Cork and articles of cork.	11	92	
46	Manufactures of straw, of esparto or of other plaiting materials; basket ware and wickerwork.	5	188	
47	Pulp of wood or of other fibrous cellulosic material; recovered (waste and scrap) paper or paperboard.	-	1,787	()
48	Paper and paperboard; articles of paper pulp, of paper or of paperboard.	13,229	67,063	
49	Printed books, newspapers, pictures and other products of the printing industry; manuscripts, typescripts and plans.	1,489	7,161	
50	Silk.	39	218	
51	Wool, fine or coarse animal hair; horsehair yarn and woven fabric.	-	10	
52	Cotton.	191	4,731	
53	Other vegetable textile fibres; paper yarn and woven fabrics of paper yarn.	-	39	
54	Man-made filaments; strip and the like of man-made textile materials.	1,043	6,735	
55	Man-made staple fibres.	559	4,564	
56	Wadding, felt and nonwovens; special yarns; twine, cordage, ropes and cables and articles thereof.	41	1,931	
57	Carpets and other textile floor coverings.	872	8,130	
58	Special woven fabrics; tufted textile fabrics; lace; tapestries; trimmings; embroidery.	968	4,083	" "
59	Impregnated, coated, covered or laminated textile fabrics; textile articles of a kind suitable for industrial use.	35	1,331	
60	Knitted or crocheted fabrics.	-	867	
61	Articles of apparel and clothing accessories knitted or crocheted.	2,135	12,163	

2009

*

:() 7

Table 7 (Cont.): Total Value of Imports and Exports in Goods in the Palestinian Territory* by H.S Chapters, 2009

Value in Thousand US \$

HS Code	Chapter	Exports	Imports	
62	Articles of apparel and clothing accessories not knitted or crocheted.	2,682	24,845	
63	Other made up textile articles; sets; worn clothing and worn textile articles; rags.	985	8,378	()
64	Footwear, gaiters and the like; parts of such articles.	25,805	14,067	
65	Headgear and parts thereof.	404	232	
66	Umbrellas, sun umbrellas, walking-sticks, seat-sticks, whips, riding-crops and parts thereof.	12	114	
67	Prepared feathers and down and articles made of feathers or of down; artificial flowers; articles of human hair.	5	282	
68	Articles of stone, plaster, cement, asbestos, mica or similar materials.	106,285	26,175	
69	Ceramic products.	11,610	39,768	
70	Glass and glassware.	3,610	18,769	
71	Natural or cultured pearls, precious or semi-precious stones, precious metals, metals clad with precious metal, and articles thereof; imitation jewellery; coin.	221	12,726	" "
72	Iron or steel.	28,789	95,683	()
73	Articles of iron or steel.	7,094	37,361	() ()
74	Copper and articles thereof.	3,378	3,540	
75	Nickel and articles thereof.	71	624	
76	Aluminum and articles thereof.	15,443	33,066	
78	Lead and articles thereof.	3	9	
79	Zinc and articles thereof	3	142	()
80	Tin and articles thereof.	-	4,072	
81	Other base metals; cermets; articles thereof.	-	113	()
82	Tools, implements, cutlery, spoons and forks, of base metal; parts thereof of base metal.	2,333	9,568	
83	Miscellaneous articles of base metal.	1,031	7,234	
84	Nuclear reactors, boilers, machinery and mechanical appliances; parts thereof.	10,269	168,718	

2009

*

:() 7

Table 7 (Cont.): Total Value of Imports and Exports in Goods in the Palestinian Territory* by H.S Chapters, 2009

Value in Thousand US \$

HS Code	Chapter	Exports	Imports	
85	Electrical machinery and equipment and parts thereof; sound recorders and reproducers, television image and sound recorders and reproducers, and parts and accessories of such articles.	11,437	142,589	()
86	Railway and tramway locomotives, rolling-stock and parts thereof; railway or tramway, track fixtures and fittings and parts thereof; mechanical (including electro-mechanical) traffic signaling equipment of all kinds	1	95	
87	Vehicles other than railway or tramway rolling-stock, and parts and accessories thereof.	8,183	259,663	
90	Optical, photographic, cinematographic, measuring, checking, precision, medical or surgical instruments and apparatus; parts and accessories thereof.	3,561	57,707	
91	Clocks and watches and parts thereof.	1	1,460	
92	Musical instruments; parts and accessories of such articles.	25	1,340	
94	Furniture; bedding, mattresses, mattress supports, cushions and similar stuffed furnishings; lamps and lighting fittings, not elsewhere specified or included; illuminated signs, illuminated name-plates and the like; prefabricated buildings.	51,840	24,026	()
95	Boys, games and sports requisites; parts and accessories thereof.	1,540	8,034	
96	Miscellaneous manufactured articles.	169	5,389	
97	Works of art, collectors' pieces and antiques.	33	909	
99	Unclassified commodities	-	832	
Total		518,355	3,600,785	

*: The data excludes that part of Jerusalem which was annexed forcefully by Israel following its occupation of the West Bank in 1967.

.1967

:*

2009

*

:8

Table 8: Total Value of Imports and Exports in Goods in the Palestinian Territory* by H.S Main Groups, 2009

Value in Thousand US \$

HS Code	Main Groups	Exports	Imports	
0102	Live bovine animals	17	39,096	
0104	Live sheep and goats	-	612	
0105	Live poultry, that is to say, fowls of the species Gallus domesticus, ducks, geese, turkeys and guinea fowls	-	13,066	()
0106	Other live animals	-	4	
0201	Meat of bovine animals, fresh or chilled	3	379	
0202	Meat of bovine animals, frozen	401	1,784	
0204	Meat of sheep or goats, fresh, chilled or frozen	-	520	
0206	Edible offal of bovine animals, swine, sheep, goats, horses, asses, mules or hinnies, fresh, chilled or frozen	-	2	
0207	Meat and edible offal, of the poultry of heading No 0105, fresh, chilled or frozen	1	14,105	01.05
0210	Meat and edible meat offal, salted, in brine, dried or smoked; edible flours and meals of meat or meat offal	-	343	
0301	Live fish	-	27	
0302	Fish, fresh or chilled, excluding fish fillets and other fish meat of heading No 0304	-	264	
0303	Fish, frozen, excluding fish fillets and other fish meat of heading 0304	4	4,656	03.04
0304	Fish fillets and other fish meat (whether or not minced), fresh, chilled or frozen	-	2,695	()
0305	Fish, dried, salted or in brine; smoked fish, whether or not cooked before or during the smoking process; flours, meals and pellets of fish, fit for human consumption	-	57	03.04

2009

*

:() 8

Table 8 (Cont.): Total Value of Imports and Exports in Goods in the Palestinian Territory* by H.S Main Groups, 2009

Value in Thousand US \$

HS Code	Main Groups	Exports	Imports	
0306	Crustaceans, whether in shell or not, live, fresh, chilled, frozen, dried, salted or in brine; crustaceans, in shell, cooked by steaming or by boiling in water, whether or not chilled, frozen, dried, salted or in brine; flours, meals and pellets of crusta	-	0	
0401	Milk and cream, not concentrated nor containing added sugar or other sweetening matter	944	4,521	
0402	Milk and cream, concentrated or containing added sugar or other sweetening matter	108	3,727	
0403	Buttermilk, curdled milk and cream, yogurt, kephir and other fermented or acidified milk and cream, whether or not concentrated or containing added sugar or other sweetening matter or flavoured or containing added fruit, nuts or cocoa	8,484	23,611	()
0404	Whey, whether or not concentrated or containing added sugar or other sweetening matter; products consisting of natural milk constituents, whether or not containing added sugar or other sweetening matter, not elsewhere specified or included	0	124	()
0405	Butter and other fats and oils derived from milk; dairy spreads	370	2,969	
0406	Cheese and curd	1,955	10,424	()
0407	Birds' eggs, in shell, fresh, preserved or cooked	17	2,733	
0409	Natural honey	43	172	
0505	Skins and other parts of birds, with their feathers or down, feathers and parts of feathers (whether or not with trimmed edges) and down, not further worked than cleaned, disinfected or treated for preservation; powder and waste of feathers or parts of fe	3	410	()
0506	Bones and horn-cores, unworked, defatted, simply prepared (but not cut to shape), treated with acid or degelatinised; powder and waste of these products	3	-)
0508	Coral and similar materials, unworked or simply prepared but not otherwise worked; shells of molluscs, crustaceans or echinoderms and cuttle-bone, unworked or simply prepared but not cut to shape, powder and waste thereof	-	173	(

2009

*

:() 8

Table 8 (Cont.): Total Value of Imports and Exports in Goods in the Palestinian Territory* by H.S Main Groups, 2009

Value in Thousand US \$

HS Code	Main Groups	Exports	Imports	
0601	Bulbs, tubers, tuberous roots, corms, crowns and rhizomes, dormant, in growth or in flower; chicory plants and roots other than roots of heading No 1212	103	1) () " " () 12.12
0602	Other live plants (including their roots), cuttings and slips; mushroom spawn	1,870	1,883	()
0603	Cut flowers and flower buds of a kind suitable for bouquets or for ornamental purposes, fresh, dried, dyed, bleached, impregnated or otherwise prepared	112	437	
0604	Foliage, branches and other parts of plants, without flowers or flower buds, and grasses, mosses and lichens, being goods of a kind suitable for bouquets or for ornamental purposes, fresh, dried, dyed, bleached, impregnated or otherwise prepared	167	70	
0701	Potatoes, fresh or chilled	56	87	
0702	Tomatoes, fresh or chilled	828	40	
0703	Onions, shallots, garlic, leeks and other alliaceous vegetables, fresh or chilled	115	52	
0704	Cabbages, cauliflowers, kohlrabi, kale and similar edible brassicas, fresh or chilled	30	21	
0705	Lettuce (<i>Lactuca sativa</i>) and chicory (<i>Cichorium</i> spp.), fresh or chilled	-	12	() ()
0706	Carrots, turnips, salad beetroot, salsify, celeriac, radishes and similar edible roots, fresh or chilled	-	8	() ()
0707	Cucumbers and gherkins, fresh or chilled	398	57	
0708	Leguminous vegetables, shelled or unshelled, fresh or chilled	28	28	
0709	Other vegetables, fresh or chilled	319	137	
0710	Vegetables (uncooked or cooked by steaming or boiling in water), frozen	90	1,949	
0711	Vegetables provisionally preserved (for example, by sulphur dioxide gas, in brine, in sulphur water or in other preservative solutions), but unsuitable in that state for immediate consumption	3,109	1,109) (
0712	Dried vegetables, whole, cut, sliced, broken or in powder, but not further prepared	-	2,359	
0713	Dried leguminous vegetables, shelled, whether or not skinned or split	931	3,399	

2009

*

:() 8

Table 8 (Cont.): Total Value of Imports and Exports in Goods in the Palestinian Territory* by H.S Main Groups, 2009

Value in Thousand US \$

HS Code	Main Groups	Exports	Imports	
0714	Manioc, arrowroot, salep, Jerusalem artichokes, sweet potatoes and similar roots and tubers with high starch or inulin content, fresh, chilled, frozen or dried, whether or not sliced or in the form of pellets; sago pith	3	12	()
0801	Coconuts, Brazil nuts and cashew nuts, fresh or dried, whether or not shelled or peeled	273	4,086	() " "
0802	Other nuts, fresh or dried, whether or not shelled or peeled	5,283	5,279	()
0803	Bananas, including plantains, fresh or dried	-	581	" "
0804	Dates, figs, pineapples, avocados, guavas, mangoes and mangosteens, fresh or dried	717	644	()
0805	Citrus fruit, fresh or dried	708	38	
0806	Grapes, fresh or dried	843	253	
0807	Melons (including watermelons) and papaws (papayas), fresh	1	56	" " ()
0808	Apples, pears and quinces, fresh	-	780	" "
0809	Apricots, cherries, peaches (including nectarines), plums and sloes, fresh	77	106	(" ")
0810	Other fruit, fresh	22	58	
0813	Fruit, dried, other than that of headings 0801 to 0806; mixtures of nuts or dried fruits of this chapter	81	455	08.06 08.01
0901	Coffee, whether or not roasted or decaffeinated; coffee husks and skins; coffee substitutes containing coffee in any proportion	2,207	5,795	
0902	Tea, whether or not flavoured	69	210	
0904	Pepper of the genus Piper; dried or crushed or ground fruits of the genus Capsicum or of the genus Pimenta	275	32	" " " " " "
0905	Vanilla	17	100	
0906	Cinnamon and cinnamon-tree flowers	421	52	
0907	Cloves (whole fruit, cloves and stems)	0	-	()
0908	Nutmeg, mace and cardamoms	-	1,714	()
0909	Seeds of anise, badian, fennel, coriander, cumin or caraway; juniper berries	111	38	()

2009

*

:() 8

Table 8 (Cont.): Total Value of Imports and Exports in Goods in the Palestinian Territory* by H.S Main Groups, 2009

Value in Thousand US \$

HS Code	Main Groups	Exports	Imports	
0910	Ginger, saffron, turmeric (curcuma), thyme, bay leaves, curry and other spices	4,361	2,090	()
1001	Wheat and meslin	907	21,680	()
1003	Barley	-	15,342	
1005	Maize (corn)	-	10,638	
1006	Rice	204	52,707	
1008	Buckwheat, millet and canary seed; other cereals	1,594	29,855	
1101	Wheat or meslin flour	347	43,667	()
1102	Cereal flours other than of wheat or meslin	1	731	()
1103	Cereal groats, meal and pellets	202	845	
1104	Cereal grains otherwise worked (for example, hulled, rolled, flaked, pearled, sliced or kibbled), except rice of heading 1006; germ of cereals, whole, rolled, flaked or ground	3,241	5,641) 10.06 (
1105	Flour, meal, powder, flakes, granules and pellets of potatoes	63	784	()
1106	Flour, meal and powder of the dried leguminous vegetables of heading 0713, of sago or of roots or tubers of heading 0714 or of the products of Chapter 8	-	279	07.14 07.13 8 ()
1107	Malt, whether or not roasted	-	20	()
1108	Starches; inulin	63	1,548	
1202	Ground-nuts, not roasted or otherwise cooked, whether or not shelled or broken	34	2,329	
1207	Other oil seeds and oleaginous fruits, whether or not broken	454	7,139	
1208	Flours and meals of oil seeds or oleaginous fruits, other than those of mustard	2	-	
1209	Seeds, fruit and spores, of a kind used for sowing	283	4,446	
1210	Hop cones, fresh or dried, whether or not ground, powdered or in the form of pellets; lupulin	-	4	

2009

*

:() 8

Table 8 (Cont.): Total Value of Imports and Exports in Goods in the Palestinian Territory* by H.S Main Groups, 2009

Value in Thousand US \$

HS Code	Main Groups	Exports	Imports	
1211	Plants and parts of plants (including seeds and fruits), of a kind used primarily in perfumery, in pharmacy or for insecticidal, fungicidal or similar purposes, fresh or dried, whether or not cut, crushed or powdered	240	338	()
1212	Locust beans, seaweeds and other algae, sugar beet and sugar cane, fresh, chilled, frozen or dried, whether or not ground; fruit stones and kernels and other vegetable products (including unroasted chicory roots of the variety <i>Cichorium intybus sativum</i>) o	-	53	()
1213	Cereal straw and husks, unprepared, whether or not chopped, ground, pressed or in the form of pellets	-	691	()
1214	Swedes, mangolds, fodder roots, hay, lucerne (alfalfa), clover, sainfoin, forage kale, lupines, vetches and similar forage products, whether or not in the form of pellets	-	198	() () ()
1301	Lac; natural gums, resins, gum-resins and oleoresins (for example, balsams)	-	45	()
1302	Vegetable saps and extracts; pectic substances, pectinates and pectates; agar-agar and other mucilages and thickeners, whether or not modified, derived from vegetable products	-	54	
1401	Vegetable materials of a kind used primarily for plaiting (for example, bamboos, rattans, reeds, rushes, osier, raffia, cleaned, bleached or dyed cereal straw, and lime bark)	-	10	())
1404	Vegetable products not elsewhere specified or included	-	56	(
1505	Wool grease and fatty substances derived therefrom (including lanolin)	-	6	()
1507	Soya-bean oil and its fractions, whether or not refined, but not chemically modified	100	4,925	
1509	Olive oil and its fractions, whether or not refined, but not chemically modified	12,481	449	
1510	Other oils and their fractions, obtained solely from olives, whether or not refined, but not chemically modified, including blends of these oils or fractions with oils or fractions of heading No 1509	-	301	15.09
1511	Palm oil and its fractions, whether or not refined, but not chemically modified	-	1,605	
1512	Sunflower-seed, safflower or cotton-seed oil and fractions thereof, whether or not refined, but not chemically modified	1	501	

2009

*

:() 8

Table 8 (Cont.): Total Value of Imports and Exports in Goods in the Palestinian Territory* by H.S Main Groups, 2009

Value in Thousand US \$

HS Code	Main Groups	Exports	Imports		
1513	Coconut (copra), palm kernel or babassu oil and fractions thereof, whether or not refined, but not chemically modified	-	263	()	()
1514	Rape, colza or mustard oil and fractions thereof, whether or not refined, but not chemically modified	-	3		()
1515	Other fixed vegetable fats and oils (including jojoba oil) and their fractions, whether or not refined, but not chemically modified	5,752	6,978	(" ")
1516	Animal or vegetable fats and oils and their fractions, partly or wholly hydrogenated, inter-esterified, re-esterified or elaidinised, whether or not refined, but not further prepared	883	795)	() (
1517	Margarine; edible mixtures or preparations of animal or vegetable fats or oils or of fractions of different fats or oils of this chapter, other than edible fats or oils or their fractions of heading No 1516	135	1,128		
1518	Animal or vegetable fats and oils and their fractions, boiled, oxidized, dehydrated, sulphurised, blown, polymerized by heat in vacuum or in inert gas or otherwise chemically modified, excluding those of heading No 1516; inedible mixtures or preparations	6	555		15.16 ()
1520	Glycerol, crude; glycerol waters and glycerol lyes	-	53		15.16 ()
1521	Vegetable waxes (other than triglycerides), beeswax, other insect waxes and spermaceti, whether or not refined or coloured	-	1		() ()
1601	Sausages and similar products, of meat, meat offal or blood; food preparations based on these products	3,793	3,381		()
1602	Other prepared or preserved meat, meat offal or blood	81	4,707		
1604	Prepared or preserved fish; caviar and caviar substitutes prepared from fish eggs	179	7,590		()
1701	Cane or beet sugar and chemically pure sucrose, in solid form	864	22,959		()
1702	Other sugars, including chemically pure lactose, maltose, glucose and fructose, in solid form; sugar syrups not containing added flavouring or colouring matter; artificial honey, whether or not mixed with natural honey; caramel	2	580		()

2009

*

:() 8

Table 8 (Cont.): Total Value of Imports and Exports in Goods in the Palestinian Territory* by H.S Main Groups, 2009

Value in Thousand US \$

HS Code	Main Groups	Exports	Imports	
1703	Molasses resulting from the extraction or refining of sugar	588	5,981	()
1704	Sugar confectionery (including white chocolate), not containing cocoa	7,426	17,027	() " "
1803	Cocoa paste, whether or not defatted	-	73	
1804	Cocoa butter, fat and oil	123	2,248	
1805	Cocoa powder, not containing added sugar or other sweetening matter	25	468	
1806	Chocolate and other food preparations containing cocoa	1,313	19,753	
1901	Malt extract; food preparations of flour, groats, meal, starch or malt extract, not containing cocoa or containing less than 40 % by weight of cocoa calculated on a totally defatted basis, not elsewhere specified or included; food preparations of goods of	0	10,837	() 40%
1902	Pasta, whether or not cooked or stuffed (with meat or other substances) or otherwise prepared, such as spaghetti, macaroni, noodles, lasagne, gnocchi, ravioli, cannelloni; couscous, whether or not prepared	509	1,923	()
1904	Prepared foods obtained by the swelling or roasting of cereals or cereal products (for example, corn flakes); cereals (other than maize (corn)) in grain form or in the form of flakes or other worked grains (except flour, groats and meal), pre-cooked or ot	1	1,737) () (" "
1905	Bread, pastry, cakes, biscuits and other bakers' wares, whether or not containing cocoa; communion wafers, empty cachets of a kind suitable for pharmaceutical use, sealing wafers, rice paper and similar products	674	20,721	()
2001	Vegetables, fruit, nuts and other edible parts of plants, prepared or preserved by vinegar or acetic acid	649	1	
2002	Tomatoes prepared or preserved otherwise than by vinegar or acetic acid	1,024	6,823	()
2003	Mushrooms and truffles, prepared or preserved otherwise than by vinegar or acetic acid	0	458	
2004	Other vegetables prepared or preserved otherwise than by vinegar or acetic acid, frozen, other than products of heading 2006	348	1,680	
2005	Other vegetables prepared or preserved otherwise than by vinegar or acetic acid, not frozen, other than products of heading No 2006	457	6,226	20.06 20.06

2009

*

:() 8

Table 8 (Cont.): Total Value of Imports and Exports in Goods in the Palestinian Territory* by H.S Main Groups, 2009

Value in Thousand US \$

HS Code	Main Groups	Exports	Imports		
2006	Vegetables, fruit, nuts, fruit-peel and other parts of plants, preserved by sugar (drained, glacé or crystallised)	-	29)	(
2007	Jams, fruit jellies, marmalades, fruit or nut purée and fruit or nut pastes, obtained by cooking, whether or not containing added sugar or other sweetening matter	6	963	()	
2008	Fruit, nuts and other edible parts of plants, otherwise prepared or preserved, whether or not containing added sugar or other sweetening matter or spirit, not elsewhere specified or included	706	1,353		
2009	Fruit juices (including grape must) and vegetable juices, unfermented and not containing added spirit, whether or not containing added sugar or other sweetening matter	1,023	936	()	
2101	Extracts, essences and concentrates, of coffee, tea or maté and preparations with a basis of these products or with a basis of coffee, tea or maté; roasted chicory and other roasted coffee substitutes, and extracts, essences and concentrates thereof	11	1,261	()	
2102	Yeasts (active or inactive); other single-cell micro-organisms, dead (but not including vaccines of heading No 3002); prepared baking powders	61	830)	() (30.02)
2103	Sauces and preparations therefor; mixed condiments and mixed seasonings; mustard flour and meal and prepared mustard	10	1,629		
2104	Soups and broths and preparations therefor; homogenised composite food preparations	23	930		
2105	Ice cream and other edible ice, whether or not containing cocoa	592	5,293	(...)	
2106	Food preparations not elsewhere specified or included	216	9,022		
2201	Waters, including natural or artificial mineral waters and aerated waters, not containing added sugar or other sweetening matter nor flavoured; ice and snow	131	38,011		
2202	Waters, including mineral waters and aerated waters, containing added sugar or other sweetening matter or flavoured, and other non-alcoholic beverages, not including fruit or vegetable juices of heading No 2009	2,002	47,416	20.09	
2203	Beer made from malt	578	1,529	()	()
2204	Wine of fresh grapes, including fortified wines; grape must other than that of heading No 2009	26	-		20.09
2207	Undenatured ethyl alcohol of an alcoholic strength by volume of 80 % vol or higher; ethyl alcohol and other spirits, denatured, of any strength	-	30	80%	() ()

2009

*

:() 8

Table 8 (Cont.): Total Value of Imports and Exports in Goods in the Palestinian Territory* by H.S Main Groups, 2009

Value in Thousand US \$

HS Code	Main Groups	Exports	Imports		
2208	Undenatured ethyl alcohol of an alcoholic strength by volume of less than 80 % vol; spirits, liqueurs and other spirituous beverages	1,071	2,140	80%	()
2209	Vinegar and substitutes for vinegar obtained from acetic acid	16	311		()
2302	Bran, sharps and other residues, whether or not in the form of pellets, derived from the sifting, milling or other working of cereals or of leguminous plants	56	3,687		
2303	Residues of starch manufacture and similar residues, beet-pulp, bagasse and other waste of sugar manufacture, brewing or distilling dregs and waste, whether or not in the form of pellets	-	3		()
2304	Oil-cake and other solid residues, whether or not ground or in the form of pellets, resulting from the extraction of soya-bean oil	-	4,403		
2305	Oil-cake and other solid residues, whether or not ground or in the form of pellets, resulting from the extraction of ground-nut oil	1	-		
2306	Oil-cake and other solid residues, whether or not ground or in the form of pellets, resulting from the extraction of vegetable fats or oils, other than those of heading 2304 or 2305	-	323	23.05	23.04
2309	Preparations of a kind used in animal feeding	107	105,267		
2401	Unmanufactured tobacco; tobacco refuse	-	2		
2402	Cigars, cheroots, cigarillos and cigarettes, of tobacco or of tobacco substitutes	17,201	45,269	()	() ()
2403	Other manufactured tobacco and manufactured tobacco substitutes; 'homogenised' or 'reconstituted' tobacco; tobacco extracts and essences	-	985		
2501	Salt (including table salt and denatured salt) and pure sodium chloride, whether or not in aqueous solution or containing added anti-caking or free-flowing agents; sea water	0	2,700		()
2505	Natural sands of all kinds, whether or not coloured, other than metal-bearing sands of Chapter 26	86	8,488		
2507	Kaolin and other kaolinic clays, whether or not calcined	-	73		()
2508	Other clays (not including expanded clays of heading No 6806), andalusite, kyanite and sillimanite, whether or not calcined; mullite; chamotte or dinas earths	-	70	(68.06)

2009

*

:() 8

Table 8 (Cont.): Total Value of Imports and Exports in Goods in the Palestinian Territory* by H.S Main Groups, 2009

Value in Thousand US \$

HS Code	Main Groups	Exports	Imports	
2509	Chalk	-	0	
2515	Marble, travertine, ecaussine and other calcareous monumental or building stone of an apparent specific gravity of 2,5 or more, and alabaster, whether or not roughly trimmed or merely cut, by sawing or otherwise, into blocks or slabs of a rectangular (inc	-	163	2.5
2516	Granite, porphyry, basalt, sandstone and other monumental or building stone, whether or not roughly trimmed or merely cut, by sawing or otherwise, into blocks or slabs of a rectangular (including square) shape	386	365	()
2517	Pebbles, gravel, broken or crushed stone, of a kind commonly used for concrete aggregates, for road metalling or for railway or other ballast, shingle and flint, whether or not heat-treated; macadam of slag, dross or similar industrial waste, whether or n	1,335	7,383	
2519	Natural magnesium carbonate (magnesite); fused magnesia; dead-burned (sintered) magnesia, whether or not containing small quantities of other oxides added before sintering; other magnesium oxide, whether or not pure	-	6	() ()
2520	Gypsum; anhydrite; plasters (consisting of calcined gypsum or calcium sulphate) whether or not coloured, with or without small quantities of accelerators or retarders	1	318	()
2522	Quicklime, slaked lime and hydraulic lime, other than calcium oxide and hydroxide of heading 2825	10	882	28.25
2523	Portland cement, aluminous cement, slag cement, supersulphate cement and similar hydraulic cements, whether or not coloured or in the form of clinkers	153	105,907	" "
2525	Mica, including splittings; mica waste	-	6	
2526	Natural steatite, whether or not roughly trimmed or merely cut, by sawing or otherwise, into blocks or slabs of a rectangular (including square) shape; talc	-	1	() ()
2528	Natural borates and concentrates thereof (whether or not calcined), but not including borates separated from natural brine; natural boric acid containing not more than 85 % of H3BO3 calculated on the dry weight	-	95	() () H3BO3 85%
2529	Felspar; leucite; nepheline and nepheline syenite; fluorspar	-	5	
2601	Iron ores and concentrates, including roasted iron pyrites	389	292	()

2009

*

:() 8

Table 8 (Cont.): Total Value of Imports and Exports in Goods in the Palestinian Territory* by H.S Main Groups, 2009

Value in Thousand US \$

HS Code	Main Groups	Exports	Imports	
2603	Copper ores and concentrates	189	2	
2606	Aluminium ores and concentrates	4	2	
2614	Titanium ores and concentrates	-	10	
2616	Precious metal ores and concentrates	4	-	
2701	Coal; briquettes, ovoids and similar solid fuels manufactured from coal	-	12	
2703	Peat (including peat litter), whether or not agglomerated	-	210	() ()
2706	Tar distilled from coal, from lignite or from peat, and other mineral tars, whether or not dehydrated or partially distilled, including reconstituted tars	-	2	
2707	Oils and other products of the distillation of high temperature coal tar; similar products in which the weight of the aromatic constituents exceeds that of the non-aromatic constituents	-	487	
2708	Pitch and pitch coke, obtained from coal tar or from other mineral tars	80	5,779	
2710	Petroleum oils and oils obtained from bituminous minerals, other than crude; preparations not elsewhere specified or included, containing by weight 70 % or more of petroleum oils or of oils obtained from bituminous minerals, these oils being the basic con	2,148	696,892	70 %
2711	Petroleum gases and other gaseous hydrocarbons	-	75,449	
2712	Petroleum jelly; paraffin wax, microcrystalline petroleum wax, slack wax, ozokerite, lignite wax, peat wax, other mineral waxes, and similar products obtained by synthesis or by other processes, whether or not coloured	-	52	" " ()
2713	Petroleum coke, petroleum bitumen and other residues of petroleum oils or of oils obtained from bituminous minerals	-	2,180	()
2714	Bitumen and asphalt, natural; bituminous or oil shale and tar sands; asphaltites and asphaltic rocks	66	5,560	
2715	Bituminous mixtures based on natural asphalt, on natural bitumen, on petroleum bitumen, on mineral tar or on mineral tar pitch (for example, bituminous mastics, cut-backs)	-	10	("backs cut")
2716	Electrical energy	-	354,605	
2801	Fluorine, chlorine, bromine and iodine	73	399	

2009

*

:() 8

Table 8 (Cont.): Total Value of Imports and Exports in Goods in the Palestinian Territory* by H.S Main Groups, 2009

Value in Thousand US \$

HS Code	Main Groups	Exports	Imports	
2803	Carbon (carbon blacks and other forms of carbon not elsewhere specified or included)	-	3	()
2804	Hydrogen, rare gases and other non-metals	44	737	
2805	Alkali or alkaline-earth metals; rare-earth metals, scandium and yttrium, whether or not intermixed or interalloyed; mercury	-	259	
2808	Nitric acid; sulphonitric acids	-	270	()
2809	Diphosphorus pentaoxide; phosphoric acid; polyphosphoric acids, whether or not chemically defined	-	53	
2811	Other inorganic acids and other inorganic oxygen compounds of non-metals	0	181	
2815	Sodium hydroxide (caustic soda); potassium hydroxide (caustic potash); peroxides of sodium or potassium	-	300	() ()
2816	Hydroxide and peroxide of magnesium; oxides, hydroxides and peroxides, of strontium or barium	-	12	
2817	Zinc oxide; zinc peroxide	-	18	()
2818	Artificial corundum, whether or not chemically defined; aluminium oxide; aluminium hydroxide	-	75	
2821	Iron oxides and hydroxides; earth colours containing 70 % or more by weight of combined iron evaluated as Fe ₂ O ₃	-	20	70% Fe ₂ O ₃
2822	Cobalt oxides and hydroxides; commercial cobalt oxides	-	1	
2823	Titanium oxides	-	390	
2825	Hydrazine and hydroxylamine and their inorganic salts; other inorganic bases; other metal oxides, hydroxides and peroxides	-	1	
2826	Fluorides; fluorosilicates, fluoroaluminates and other complex fluorine salts	-	18	
2827	Chlorides, chloride oxides and chloride hydroxides; bromides and bromide oxides; iodides and iodide oxides	-	162	
2828	Hypochlorites; commercial calcium hypochlorite; chlorites; hypobromites	-	159	
2831	Dithionites and sulphonylates	-	6	
2833	Sulphates; alums; peroxosulphates (persulphates)	-	56	

2009

*

:() 8

Table 8 (Cont.): Total Value of Imports and Exports in Goods in the Palestinian Territory* by H.S Main Groups, 2009

Value in Thousand US \$

HS Code	Main Groups	Exports	Imports	
2834	Nitrites; nitrates	-	1	()
2835	Phosphinates (hypophosphites), phosphonates (phosphites) and phosphates; polyphosphates, whether or not chemically defined	-	47	() ()
2836	Carbonates; peroxocarbonates (percarbonates); commercial ammonium carbonate containing ammonium carbamate	13	1,634	
2839	Silicates; commercial alkali metal silicates	-	36	
2843	Colloidal precious metals; inorganic or organic compounds of precious metals, whether or not chemically defined; amalgams of precious metals	-	5	
2849	Carbides, whether or not chemically defined	-	136	
2852	Compounds, inorganic or organic, of mercury, excluding amalgams.	-	0	
2853	Other inorganic compounds (including distilled or conductivity water and water of similar purity); liquid air (whether or not rare gases have been removed); compressed air; amalgams, other than amalgams of precious metals.	434	6,729	() () ()
2903	Halogenated derivatives of hydrocarbons	-	56	
2904	Sulphonated, nitrated or nitrosated derivatives of hydrocarbons, whether or not halogenated	-	1	
2905	Acyclic alcohols and their halogenated, sulphonated, nitrated or nitrosated derivatives	-	131	()
2906	Cyclic alcohols and their halogenated, sulphonated, nitrated or nitrosated derivatives	-	2	()
2907	Phenols; phenol-alcohols	-	1	
2908	Halogenated, sulphonated, nitrated or nitrosated derivatives of phenols or phenol-alcohols	-	19	
2909	Ethers, ether-alcohols, ether-phenols, ether-alcohol-phenols, alcohol peroxides, ether peroxides, ketone peroxides (whether or not chemically defined), and their halogenated, sulphonated, nitrated or nitrosated derivatives	-	69	()
2910	Epoxides, epoxyalcohols, epoxyphenols and epoxyethers, with a three-membered ring, and their halogenated, sulphonated, nitrated or nitrosated derivatives	-	17	
2912	Aldehydes, whether or not with other oxygen function; cyclic polymers of aldehydes; paraformaldehyde	-	5	()

2009

*

:() 8

Table 8 (Cont.): Total Value of Imports and Exports in Goods in the Palestinian Territory* by H.S Main Groups, 2009

Value in Thousand US \$

HS Code	Main Groups	Exports	Imports		
2914	Ketones and quinones, whether or not with other oxygen function, and their halogenated, sulphonated, nitrated or nitrosated derivatives	-	1		
2915	Saturated acyclic monocarboxylic acids and their anhydrides, halides, peroxides and peroxyacids; their halogenated, sulphonated, nitrated or nitrosated derivatives	-	191	()	
2916	Unsaturated acyclic monocarboxylic acids, cyclic monocarboxylic acids, their anhydrides, halides, peroxides and peroxyacids; their halogenated, sulphonated, nitrated or nitrosated derivatives	-	108	()	()
2917	Polycarboxylic acids, their anhydrides, halides, peroxides and peroxyacids; their halogenated, sulphonated, nitrated or nitrosated derivatives	-	8		
2918	Carboxylic acids with additional oxygen function and their anhydrides, halides, peroxides and peroxyacids; their halogenated, sulphonated, nitrated or nitrosated derivatives	36	606		
2919	Phosphoric esters and their salts, including lactophosphates; their halogenated, sulphonated, nitrated or nitrosated derivatives	-	1		
2921	Amine-function compounds	-	20		
2922	Oxygen-function amino-compounds	-	257		
2923	Quaternary ammonium salts and hydroxides; lecithins and other phosphoaminolipids, whether or not chemically defined	-	4		
2924	Carboxamide-function compounds; amide-function compounds of carbonic acid	-	152		
2925	Carboxyimide-function compounds (including saccharin and its salts) and imine-function compounds	-	32	()	
2926	Nitrile-function compounds	-	6		
2927	Diazo-, azo- or azoxy-compounds	-	2		
2929	Compounds with other nitrogen function	-	5,335		
2930	Organo-sulphur compounds	-	14		
2932	Heterocyclic compounds with oxygen hetero-atom(s) only	-	188	()	()
2933	Heterocyclic compounds with nitrogen hetero-atom(s) only	-	926	()	()

2009

*

:() 8

Table 8 (Cont.): Total Value of Imports and Exports in Goods in the Palestinian Territory* by H.S Main Groups, 2009

Value in Thousand US \$

HS Code	Main Groups	Exports	Imports				
2934	Nucleic acids and their salts, whether or not chemically defined; other heterocyclic compounds	-	476	()	()		
2935	Sulphonamides	-	226				
2936	Provitamins and vitamins, natural or reproduced by synthesis (including natural concentrates), derivatives thereof used primarily as vitamins, and intermixtures of the foregoing, whether or not in any solvent	-	4,096	()			
2937	Hormones, prostaglandins, thromboxanes and leukotrienes, natural or reproduced by synthesis; derivatives and structural analogues thereof, including chain modified polypeptides, used primarily as hormones	-	240				
2938	Glycosides, natural or reproduced by synthesis, and their salts, ethers, esters and other derivatives	-	14				
2939	Vegetable alkaloids, natural or reproduced by synthesis, and their salts, ethers, esters and other derivatives	-	177				
2940	Sugars, chemically pure, other than sucrose, lactose, maltose, glucose and fructose; sugar ethers, sugar acetals and sugar esters, and their salts, other than products of heading 2937, 2938 or 2939	-	23	29.39	29.38	29.37	
2941	Antibiotics	-	3,117				()
2942	Other organic compounds	-	2				
3001	Glands and other organs for organo-therapeutic uses, dried, whether or not powdered; extracts of glands or other organs or of their secretions for organo-therapeutic uses; heparin and its salts; other human or animal substances prepared for therapeutic or	-	34		()		
3002	Human blood; animal blood prepared for therapeutic, prophylactic or diagnostic uses; antisera and other blood fractions and modified immunological products, whether or not obtained by means of biotechnological processes; vaccines, toxins, cultures of micr	-	3,605	()			
3003	Medicaments (excluding goods of heading No 3002, 3005 or 3006) consisting of two or more constituents which have been mixed together for therapeutic or prophylactic uses, not put up in measured doses or in forms or packings for retail sale	9,891	595	(30.06	30.05	30.02)

2009

*

:() 8

Table 8 (Cont.): Total Value of Imports and Exports in Goods in the Palestinian Territory* by H.S Main Groups, 2009

Value in Thousand US \$

HS Code	Main Groups	Exports	Imports	
3004	Medicaments (excluding goods of heading 3002, 3005 or 3006) consisting of mixed or unmixed products for therapeutic or prophylactic uses, put up in measured doses (including those in the form of transdermal administration systems) or in forms or packings	5,021	71,946	(30.06 30.05 30.02)
3005	Wadding, gauze, bandages and similar articles (for example, dressings, adhesive plasters, poultices), impregnated or coated with pharmaceutical substances or put up in forms or packings for retail sale for medical, surgical, dental or veterinary purposes	1,447	2,304	() ()
3006	Pharmaceutical goods specified in note 4 to this chapter	13	2,178	4
3101	Animal or vegetable fertilisers, whether or not mixed together or chemically treated; fertilisers produced by the mixing or chemical treatment of animal or vegetable products	179	606	
3102	Mineral or chemical fertilisers, nitrogenous	234	3,009	()
3103	Mineral or chemical fertilisers, phosphatic	-	19	
3104	Mineral or chemical fertilisers, potassic	-	102	
3105	Mineral or chemical fertilisers containing two or three of the fertilising elements nitrogen, phosphorus and potassium; other fertilisers; goods of this chapter in tablets or similar forms or in packages of a gross weight not exceeding 10 kg	-	209	: 10
3201	Tanning extracts of vegetable origin; tannins and their salts, ethers, esters and other derivatives	-	51	
3202	Synthetic organic tanning substances; inorganic tanning substances; tanning preparations, whether or not containing natural tanning substances; enzymatic preparations for pre-tanning	36	97	
3203	Colouring matter of vegetable or animal origin (including dyeing extracts but excluding animal black), whether or not chemically defined; preparations as specified in note 3 to this chapter based on colouring matter of vegetable or animal origin	53	233	() 3
3204	Synthetic organic colouring matter, whether or not chemically defined; preparations as specified in note 3 to this chapter based on synthetic organic colouring matter; synthetic organic products of a kind used as fluorescent brightening agents or as lumin	-	966	3
3205	Colour lakes; preparations as specified in note 3 to this chapter based on colour lakes	204	476	() 3 ()

2009

*

:() 8

Table 8 (Cont.): Total Value of Imports and Exports in Goods in the Palestinian Territory* by H.S Main Groups, 2009

Value in Thousand US \$

HS Code	Main Groups	Exports	Imports			
3206	Other colouring matter; preparations as specified in note 3 to this chapter, other than those of heading 3203, 3204 or 3205; inorganic products of a kind used as luminophores, whether or not chemically defined	34	427		3	() 32.05 32.03·32.04
3207	Prepared pigments, prepared opacifiers and prepared colours, vitrifiable enamels and glazes, engobes (slips), liquid lustres and similar preparations, of a kind used in the ceramic, enamelling or glass industry; glass frit and other glass, in the form of	4	356		()	()
3208	Paints and varnishes (including enamels and lacquers) based on synthetic polymers or chemically modified natural polymers, dispersed or dissolved in a non-aqueous medium; solutions as defined in note 4 to this chapter	44	4,250		())
3209	Paints and varnishes (including enamels and lacquers) based on synthetic polymers or chemically modified natural polymers, dispersed or dissolved in an aqueous medium	1,692	9,180	4	()	
3210	Other paints and varnishes (including enamels, lacquers and distempers); prepared water pigments of a kind used for finishing leather	-	26		()	
3211	Prepared driers	1	18			
3212	Pigments (including metallic powders and flakes) dispersed in non-aqueous media, in liquid or paste form, of a kind used in the manufacture of paints (including enamels); stamping foils; dyes and other colouring matter put up in forms or packings for reta	-	185		()	()
3213	Artists', students' or signboard painters' colours, modifying tints, amusement colours and the like, in tablets, tubes, jars, bottles, pans or in similar forms or packings	-	211		()	
3214	Glaziers' putty, grafting putty, resin cements, caulking compounds and other mastics; painters' fillings; non-refractory surfacing preparations for façades, indoor walls, floors, ceilings or the like	5	924			(
3215	Printing ink, writing or drawing ink and other inks, whether or not concentrated or solid	48	1,576			
3301	Essential oils (terpeneless or not), including concretes and absolutes; resinoids; extracted oleoresins; concentrates of essential oils in fats, in fixed oils, in waxes or the like, obtained by enfleurage or maceration; terpenic by-products of the deterpe	-	86	" "	()	

2009

*

:() 8

Table 8 (Cont.): Total Value of Imports and Exports in Goods in the Palestinian Territory* by H.S Main Groups, 2009

Value in Thousand US \$

HS Code	Main Groups	Exports	Imports	
3302	Mixtures of odoriferous substances and mixtures (including alcoholic solutions) with a basis of one or more of these substances, of a kind used as raw materials in industry; other preparations based on odoriferous substances, of a kind used for the manufa	230	8,130	()
3303	Perfumes and toilet waters	471	2,588	()
3304	Beauty or make-up preparations and preparations for the care of the skin (other than medicaments), including sunscreen or sun tan preparations; manicure or pedicure preparations	197	2,795	() ()
3305	Preparations for use on the hair	656	7,285	
3306	Preparations for oral or dental hygiene, including denture fixative pastes and powders; yarn used to clean between the teeth (dental floss), in individual retail packages	84	1,080	()
3307	Pre-shave, shaving or after-shave preparations, personal deodorants, bath preparations, depilatories and other perfumery, cosmetic or toilet preparations, not elsewhere specified or included; prepared room deodorisers, whether or not perfumed or having di	2,022	12,421	
3401	Soap; organic surface-active products and preparations for use as soap, in the form of bars, cakes, moulded pieces or shapes, whether or not containing soap; organic surface-active products and preparations for washing the skin, in the form of liquid	1,740	2,048	
3402	Organic surface-active agents (other than soap); surface-active preparations, washing preparations (including auxiliary washing preparations) and cleaning preparations, whether or not containing soap, other than those of heading No 3401	6,097	25,961) () ()
3403	Lubricating preparations (including cutting-oil preparations, bolt or nut release preparations, anti-rust or anti-corrosion preparations and mould release preparations, based on lubricants) and preparations of a kind used for the oil or grease treatment o	1	469)
3404	Artificial waxes and prepared waxes	-	42	
3405	Polishes and creams, for footwear, furniture, floors, coachwork, glass or metal, scouring pastes and powders and similar preparations (whether or not in the form of paper, wadding, felt, non-wovens, cellular plastics or cellular rubber, impregnated, coate	79	552) ()

2009

*

:() 8

Table 8 (Cont.): Total Value of Imports and Exports in Goods in the Palestinian Territory* by H.S Main Groups, 2009

Value in Thousand US \$

HS Code	Main Groups	Exports	Imports	
3406	Candles, tapers and the like	35	152	
3407	Modelling pastes, including those put up for children's amusement; preparations known as 'dental wax' or as 'dental impression compounds', put up in sets, in packings for retail sale or in plates, horseshoe shapes, sticks or similar forms; other preparati	52	756	" " " "
3502	Albumins (including concentrates of two or more whey proteins, containing by weight more than 80 % whey proteins, calculated on the dry matter), albuminates and other albumin derivatives	-	222) " " (80%
3503	Gelatin (including gelatin in rectangular (including square) sheets, whether or not surface-worked or coloured) and gelatin derivatives; isinglass; other glues of animal origin, excluding casein glues of heading No 3501	-	372) () (35.01
3505	Dextrins and other modified starches (for example, pregelatinised or esterified starches); glues based on starches, or on dextrins or other modified starches	-	50	()
3506	Prepared glues and other prepared adhesives, not elsewhere specified or included; products suitable for use as glues or adhesives, put up for retail sale as glues or adhesives, not exceeding a net weight of 1 kg	50	3,983	1
3507	Enzymes; prepared enzymes not elsewhere specified or included	-	7	
3601	Propellent powders	-	13	
3603	Safety fuses; detonating fuses; percussion or detonating caps; igniters; electric detonators	-	14	
3604	Fireworks, signalling flares, rain rockets, fog signals and other pyrotechnic articles	-	2	
3605	Matches, other than pyrotechnic articles of heading No 3604	-	0	36.04 ()
3701	Photographic plates and film in the flat, sensitized, unexposed, of any material other than paper, paperboard or textiles; instant print film in the flat, sensitised, unexposed, whether or not in packs	9	1,155	

2009

*

:() 8

Table 8 (Cont.): Total Value of Imports and Exports in Goods in the Palestinian Territory* by H.S Main Groups, 2009

Value in Thousand US \$

HS Code	Main Groups	Exports	Imports				
3702	Photographic film in rolls, sensitized, unexposed, of any material other than paper, paperboard or textiles; instant print film in rolls, sensitised, unexposed	1	306				
3703	Photographic paper, paperboard and textiles, sensitised, unexposed	8	534				
3705	Photographic plates and film, exposed and developed, other than cinematographic film	-	456				
3707	Chemical preparations for photographic uses (other than varnishes, glues, adhesives and similar preparations); unmixed products for photographic uses, put up in measured portions or put up for retail sale in a form ready for use	-	233				
3801	Artificial graphite; colloidal or semi-colloidal graphite; preparations based on graphite or other carbon in the form of pastes, blocks, plates or other semi-manufactures	-	42				
3804	Residual lyes from the manufacture of wood pulp, whether or not concentrated, desugared or chemically treated, including lignin sulphonates, but excluding tall oil of heading No 3803	-	105	38.03	"	"	
3805	Gum, wood or sulphate turpentine and other terpenic oils produced by the distillation or other treatment of coniferous woods; crude dipentene; sulphite turpentine and other crude para-cymene; pine oil containing alpha-terpineol as the main constituent	7	272	"	"		" "
3806	Rosin and resin acids, and derivatives thereof; rosin spirit and rosin oils; run gums	-	0				
3808	Insecticides, rodenticides, fungicides, herbicides, anti-sprouting products and plant-growth regulators, disinfectants and similar products, put up in forms or packings for retail sale or as preparations or articles (for example, sulphur-treated bands, wi	118	5,557				
3809	Finishing agents, dye carriers to accelerate the dyeing or fixing of dyestuffs and other products and preparations (for example, dressings and mordants), of a kind used in the textile, paper, leather or like industries, not elsewhere specified or included	-	24			()
3810	Pickling preparations for metal surfaces; fluxes and other auxiliary preparations for soldering, brazing or welding; soldering, brazing or welding powders and pastes consisting of metal and other materials; preparations of a kind used as cores or coatings	-	341		"	"	

2009

*

:() 8

Table 8 (Cont.): Total Value of Imports and Exports in Goods in the Palestinian Territory* by H.S Main Groups, 2009

Value in Thousand US \$

HS Code	Main Groups	Exports	Imports	
3811	Anti-knock preparations, oxidation inhibitors, gum inhibitors, viscosity improvers, anti-corrosive preparations and other prepared additives, for mineral oils (including gasoline) or for other liquids used for the same purposes as mineral oils	-	393)
3812	Prepared rubber accelerators; compound plasticisers for rubber or plastics, not elsewhere specified or included; anti-oxidising preparations and other compound stabilisers for rubber or plastics	-	83	()
3813	Preparations and charges for fire-extinguishers; charged fire-extinguishing grenades	-	72	
3814	Organic composite solvents and thinners, not elsewhere specified or included; prepared paint or varnish removers	-	413	
3815	Reaction initiators, reaction accelerators and catalytic preparations, not elsewhere specified or included	-	38	
3816	Refractory cements, mortars, concretes and similar compositions, other than products of heading 3801	-	30	38.01
3819	Hydraulic brake fluids and other prepared liquids for hydraulic transmission, not containing or containing less than 70 % by weight of petroleum oils or oils obtained from bituminous minerals	-	74	%70
3820	Anti-freezing preparations and prepared de-icing fluids	-	44	
3821	Prepared culture media for development of micro-organisms	-	118	
3822	Diagnostic or laboratory reagents on a backing, prepared diagnostic or laboratory reagents whether or not on a backing, other than those of heading 3002 or 3006; certified reference materials	3	3,115	30.06 30.02
3823	Industrial monocarboxylic fatty acids; acid oils from refining; industrial fatty alcohols	-	1,050	
3824	Prepared binders for foundry moulds or cores; chemical products and preparations of the chemical or allied industries (including those consisting of mixtures of natural products), not elsewhere specified or included	-	5,113	()
3901	Polymers of ethylene, in primary forms	18	8,689	
3902	Polymers of propylene or of other olefins, in primary forms	-	319	
3903	Polymers of styrene, in primary forms	-	1,117	

2009

*

:() 8

Table 8 (Cont.): Total Value of Imports and Exports in Goods in the Palestinian Territory* by H.S Main Groups, 2009

Value in Thousand US \$

HS Code	Main Groups	Exports	Imports		
3904	Polymers of vinyl chloride or of other halogenated olefins, in primary forms	21	1,574		
3905	Polymers of vinyl acetate or of other vinyl esters, in primary forms; other vinyl polymers in primary forms	-	145		
3906	Acrylic polymers in primary forms	-	1,144		
3907	Polyacetals, other polyethers and epoxide resins, in primary forms; polycarbonates, alkyd resins, polyallyl esters and other polyesters, in primary forms	593	20,379		
3908	Polyamides in primary forms	-	1		
3909	Amino-resins, phenolic resins and polyurethanes, in primary forms	25	581		
3910	Silicones in primary forms	-	113		
3912	Cellulose and its chemical derivatives, not elsewhere specified or included, in primary forms	-	198		
3913	Natural polymers (for example, alginic acid) and modified natural polymers (for example, hardened proteins, chemical derivatives of natural rubber), not elsewhere specified or included, in primary forms	-	0)	()
3914	Ion-exchangers based on polymers of headings 3901 to 3913, in primary forms	-	30	39.13	39.01
3916	Monofilament of which any cross-sectional dimension exceeds 1 mm, rods, sticks and profile shapes, whether or not surface-worked but not otherwise worked, of plastics	-	38		1
3917	Tubes, pipes and hoses, and fittings therefor (for example, joints, elbows, flanges), of plastics	5,409	9,811	()
3918	Floor coverings of plastics, whether or not self-adhesive, in rolls or in the form of tiles; wall or ceiling coverings of plastics, as defined in note 9 to this chapter	-	564		9
3919	Self-adhesive plates, sheets, film, foil, tape, strip and other flat shapes, of plastics, whether or not in rolls	273	2,199		()
3920	Other plates, sheets, film, foil and strip, of plastics, non-cellular and not reinforced, laminated, supported or similarly combined with other materials	627	6,009		()
3921	Other plates, sheets, film, foil and strip, of plastics	30	1,466		()
3922	Baths, shower-baths, sinks, wash-basins, bidets, lavatory pans, seats and covers, flushing cisterns and similar sanitary ware, of plastics	-	393	()	()
					()

2009

*

:() 8

Table 8 (Cont.): Total Value of Imports and Exports in Goods in the Palestinian Territory* by H.S Main Groups, 2009

Value in Thousand US \$

HS Code	Main Groups	Exports	Imports		
3923	Articles for the conveyance or packing of goods, of plastics; stoppers, lids, caps and other closures, of plastics	19,459	12,474		
3924	Tableware, kitchenware, other household articles and toilet articles, of plastics	2,863	3,657		
3925	Builders' ware of plastics, not elsewhere specified or included	86	629		
3926	Other articles of plastics and articles of other materials of headings 3901 to 3914	2,065	3,739	39.14	39.01
4002	Synthetic rubber and factice derived from oils, in primary forms or in plates, sheets or strip; mixtures of any product of heading No 4001 with any product of this heading, in primary forms or in plates, sheets or strip	-	130		()
					40.01
4003	Reclaimed rubber in primary forms or in plates, sheets or strip	-	68		
4004	Waste, parings and scrap of rubber (other than hard rubber) and powders and granules obtained therefrom	-	77		
4005	Compounded rubber, unvulcanised, in primary forms or in plates, sheets or strip	-	36		
4006	Other forms (for example, rods, tubes and profile shapes) and articles (for example, discs and rings), of unvulcanised rubber	-	41)	()
4007	Vulcanised rubber thread and cord	-	8		(
4008	Plates, sheets, strip, rods and profile shapes, of vulcanised rubber other than hard rubber	-	249		
4009	Tubes, pipes and hoses, of vulcanised rubber other than hard rubber, with or without their fittings (for example, joints, elbows, flanges)	-	261)	(
4010	Conveyor or transmission belts or belting, of vulcanised rubber	-	378		
4011	New pneumatic tyres, of rubber	1,843	6,092		
4012	Retreaded or used pneumatic tyres of rubber; solid or cushion tyres, tyre treads and tyre flaps, of rubber	6	24)	() ()
4013	Inner tubes, of rubber	564	152		() (
4014	Hygienic or pharmaceutical articles (including teats), of vulcanised rubber other than hard rubber, with or without fittings of hard rubber	-	110		()

2009

*

:() 8

Table 8 (Cont.): Total Value of Imports and Exports in Goods in the Palestinian Territory* by H.S Main Groups, 2009

Value in Thousand US \$

HS Code	Main Groups	Exports	Imports	
4015	Articles of apparel and clothing accessories (including gloves, mittens and mitts), for all purposes, of vulcanised rubber other than hard rubber	1	235	()
4016	Other articles of vulcanised rubber other than hard rubber	110	1,446	
4101	Raw hides and skins of bovine (including buffalo) or equine animals (fresh, or salted, dried, limed, pickled or otherwise preserved, but not tanned, parchment-dressed or further prepared), whether or not dehaired or split	737	11) ()
4103	Other raw hides and skins (fresh, or salted, dried, limed, pickled or otherwise preserved, but not tanned, parchment-dressed or further prepared), whether or not dehaired or split, other than those excluded by note 1 (b) or 1 (c) to this chapter	-	24) ()
4104	Tanned or crust hides and skins of bovine (including buffalo) or equine animals, without hair on, whether or not split, but not further prepared	611	4,649	() 1 () 1
4106	Tanned or crust hides and skins of other animals, without wool or hair on, whether or not split, but not further prepared	-	8	" "
4107	Leather further prepared after tanning or crusting, including parchment-dressed leather, of bovine (including buffalo) or equine animals, without hair on, whether or not split, other than leather of heading 4114	-	220	() () ()
4112	Leather further prepared after tanning or crusting, including parchment-dressed leather, of sheep or lamb, without wool on, whether or not split, other than leather of heading 4114	41	40	" " () . 41.14
4113	Leather further prepared after tanning or crusting, including parchment-dressed leather, of other animals, without wool or hair on, whether or not split, other than leather of heading 4114	-	2	" " () " "
4114	Chamois (including combination chamois) leather; patent leather and patent laminated leather; metallised leather	-	5	. 41.14 () " "
4115	Composition leather with a basis of leather or leather fibre, in slabs, sheets or strip, whether or not in rolls; parings and other waste of leather or of composition leather, not suitable for the manufacture of leather articles; leather dust, powder and	3	69	

2009

*

:() 8

Table 8 (Cont.): Total Value of Imports and Exports in Goods in the Palestinian Territory* by H.S Main Groups, 2009

Value in Thousand US \$

HS Code	Main Groups	Exports	Imports		
4201	Saddlery and harness for any animal (including traces, leads, knee pads, muzzles, saddle cloths, saddle bags, dog coats and the like), of any material	-	6)
4202	Trunks, suit-cases, vanity-cases, executive-cases, brief-cases, school satchels, spectacle cases, binocular cases, camera cases, musical instrument cases, gun cases, holsters and similar containers; travelling-bags, insulated food or beverage bags, toilet	1,079	2,659		(
4203	Articles of apparel and clothing accessories, of leather or of composition leather	8	260		
4205	Other articles of leather or of composition leather	62	639		
4302	Tanned or dressed furskins (including heads, tails, paws and other pieces or cuttings), unassembled, or assembled (without the addition of other materials) other than those of heading No 4303	35	6	()
4303	Articles of apparel, clothing accessories and other articles of furskin	-	1	43.03	()
4401	Fuel wood, in logs, in billets, in twigs, in faggots or in similar forms; wood in chips or particles; sawdust and wood waste and scrap, whether or not agglomerated in logs, briquettes, pellets or similar forms	837	921		
4402	Wood charcoal (including shell or nut charcoal), whether or not agglomerated	-	160		()
4403	Wood in the rough, whether or not stripped of bark or sapwood, or roughly squared	607	226		
4404	Hoopwood; split poles; piles, pickets and stakes of wood, pointed but not sawn lengthwise; wooden sticks, roughly trimmed but not turned, bent or otherwise worked, suitable for the manufacture of walking-sticks, umbrellas, tool handles or the like; chipwo	128	447	()
4407	Wood sawn or chipped lengthwise, sliced or peeled, whether or not planed, sanded or end-jointed, of a thickness exceeding 6 mm	19	2,253	6	("
4408	Sheets for veneering (including those obtained by slicing laminated wood), for plywood or for other similar laminated wood and other wood, sawn lengthwise, sliced or peeled, whether or not planed, sanded, spliced or end-jointed, of a thickness not exceedi	-	3,634	()
				6	("

2009

*

:() 8

Table 8 (Cont.): Total Value of Imports and Exports in Goods in the Palestinian Territory* by H.S Main Groups, 2009

Value in Thousand US \$

HS Code	Main Groups	Exports	Imports	
4409	Wood (including strips and friezes for parquet flooring, not assembled) continuously shaped (tongued, grooved, rebated, chamfered, V-jointed, beaded, moulded, rounded or the like) along any of its edges, ends or faces, whether or not planed, sanded or end	-	3	(" ") (V)) () ()
4410	Particle board and similar board (for example, oriented strand board and waferboard) of wood or other ligneous materials, whether or not agglomerated with resins or other organic binding substances	83	428	
4411	Fibreboard of wood or other ligneous materials, whether or not bonded with resins or other organic substances	13	27,487	
4412	Plywood, veneered panels and similar laminated wood	3,843	21,564	() " " " "
4413	Densified wood, in blocks, plates, strips or profile shapes	59	212	()
4414	Wooden frames for paintings, photographs, mirrors or similar objects	48	240	
4415	Packing cases, boxes, crates, drums and similar packings, of wood; cable-drums of wood; pallets, box pallets and other load boards, of wood; pallet collars of wood	12,725	67	
4416	Casks, barrels, vats, tubs and other cooperers' products and parts thereof, of wood, including staves	-	0	()
4417	Tools, tool bodies, tool handles, broom or brush bodies and handles, of wood; boot or shoe lasts and trees, of wood	25	136	()
4418	Builders' joinery and carpentry of wood, including cellular wood panels, assembled parquet panels, shingles and shakes	779	9,906	() " "
4419	Tableware and kitchenware, of wood	1	262	
4420	Wood marquetry and inlaid wood; caskets and cases for jewellery or cutlery, and similar articles, of wood; statuettes and other ornaments, of wood; wooden articles of furniture not falling in Chapter 94	543	339	94
4421	Other articles of wood	31	520	
4502	Natural cork, debarked or roughly squared, or in rectangular (including square) blocks, plates, sheets or strip (including sharp-edged blanks for corks or stoppers)	-	1	() ()
4503	Articles of natural cork	5	13	

2009

*

:() 8

Table 8 (Cont.): Total Value of Imports and Exports in Goods in the Palestinian Territory* by H.S Main Groups, 2009

Value in Thousand US \$

HS Code	Main Groups	Exports	Imports			
4504	Agglomerated cork (with or without a binding substance) and articles of agglomerated cork	6	72		()	
4601	Plaits and similar products of plaiting materials, whether or not assembled into strips; plaiting materials, plaits and similar products of plaiting materials, bound together in parallel strands or woven, in sheet form, whether or not being finished artic	5	99		()	
4602	Basketwork, wickerwork and other articles, made directly to shape from plaiting materials or made-up from goods of heading No 4601; articles of loofah	0	86		()	46.01
4702	Chemical wood pulp, dissolving grades	-	170			
4703	Chemical wood pulp, soda or sulphate, other than dissolving grades	-	1,563	()		
4704	Chemical wood pulp, sulphite, other than dissolving grades	-	48			
4706	Pulps of fibres derived from recovered (waste and scrap) paper or paperboard or of other fibrous cellulosic material	-	6			
4801	Newsprint, in rolls or sheets	-	423			
4802	Uncoated paper and paperboard, of a kind used for writing, printing or other graphic purposes, and non-perforated punch-cards and punch tape paper, in rolls or rectangular (including square) sheets, of any size, other than paper of heading No 4801 or 4803	1,061	35,589			
4803	Toilet or facial tissue stock, towel or napkin stock and similar paper of a kind used for household or sanitary purposes, cellulose wadding and webs of cellulose fibres, whether or not creped, crinkled, embossed, perforated, surface-coloured, surface-deco	-	832	()		48.03 48.01
4804	Uncoated kraft paper and paperboard, in rolls or sheets, other than that of heading No 4802 or 4803	217	1,563	48.02		
4805	Other uncoated paper and paperboard, in rolls or sheets, not further worked or processed than as specified in note 3 to this chapter	438	3,581			48.03
4806	Vegetable parchment, greaseproof papers, tracing papers and glassine and other glazed transparent or translucent papers, in rolls or sheets	-	17	()"	"	2
4807	Composite paper and paperboard (made by sticking flat layers of paper or paperboard together with an adhesive), not surface-coated or impregnated, whether or not internally reinforced, in rolls or sheets	-	26	()		

2009

*

:() 8

Table 8 (Cont.): Total Value of Imports and Exports in Goods in the Palestinian Territory* by H.S Main Groups, 2009

Value in Thousand US \$

HS Code	Main Groups	Exports	Imports	
4808	Paper and paperboard, corrugated (with or without glued flat surface sheets), creped, crinkled, embossed or perforated, in rolls or sheets, other than paper of the kind described in heading No 4803	-	12	() 48.03
4809	Carbon paper, self-copy paper and other copying or transfer papers (including coated or impregnated paper for duplicator stencils or offset plates), whether or not printed, in rolls or sheets	-	39) (" "
4810	Paper and paperboard, coated on one or both sides with kaolin (china clay) or other inorganic substances, with or without a binder, and with no other coating, whether or not surface-coloured, surface-decorated or printed, in rolls or rectangular (includin	-	708	()
4811	Paper, paperboard, cellulose wadding and webs of cellulose fibres, coated, impregnated, covered, surface-coloured, surface-decorated or printed, in rolls or rectangular (including square) sheets, of any size, other than goods of the kind described in head	48	2,541	48.03 48.10 48.09
4813	Cigarette paper, whether or not cut to size or in the form of booklets or tubes	-	216	
4814	Wallpaper and similar wall coverings; window transparencies of paper	-	63	()
4816	Carbon paper, self-copy paper and other copying or transfer papers (other than those of heading No 4809), duplicator stencils and offset plates, of paper, whether or not put up in boxes	15	280) (48.09
4817	Envelopes, letter cards, plain postcards and correspondence cards, of paper or paperboard; boxes, pouches, wallets and writing compendiums, of paper or paperboard, containing an assortment of paper stationery	16	255	()
4818	Toilet paper and similar paper, cellulose wadding or webs of cellulose fibres, of a kind used for household or sanitary purposes, in rolls of a width not exceeding 36 cm, or cut to size or shape; handkerchiefs, cleansing tissues, towels, tablecloths, serv	6,386	13,207	() 36
4819	Cartons, boxes, cases, bags and other packing containers, of paper, paperboard, cellulose wadding or webs of cellulose fibres; box files, letter trays, and similar articles, of paper or paperboard of a kind used in offices, shops or the like	1,226	2,878	
4820	Registers, account books, note books, order books, receipt books, letter pads, memorandum pads, diaries and similar articles, exercise books, blotting pads, binders (loose-leaf or other), folders, file covers, manifold business forms, interleaved carbon	2,193	637) (

2009

*

:() 8

Table 8 (Cont.): Total Value of Imports and Exports in Goods in the Palestinian Territory* by H.S Main Groups, 2009

Value in Thousand US \$

HS Code	Main Groups	Exports	Imports	
4821	Paper or paperboard labels of all kinds, whether or not printed	-	121	
4822	Bobbins, spools, cops and similar supports of paper pulp, paper or paperboard (whether or not perforated or hardened)	-	42	
4823	Other paper, paperboard, cellulose wadding and webs of cellulose fibres, cut to size or shape; other articles of paper pulp, paper, paperboard, cellulose wadding or webs of cellulose fibres	480	2,060	
4901	Printed books, brochures, leaflets and similar printed matter, whether or not in single sheets	153	846	
4902	Newspapers, journals and periodicals, whether or not illustrated or containing advertising material	-	3,166	
4903	Children's picture, drawing or colouring books	-	14	
4904	Music, printed or in manuscript, whether or not bound or illustrated	-	0	
4905	Maps and hydrographic or similar charts of all kinds, including atlases, wall maps, topographical plans and globes, printed	-	3	
4907	Unused postage, revenue or similar stamps of current or new issue in the country in which they have, or will have, a recognised face value; stamp-impressed paper; banknotes; cheque forms; stock, share or bond certificates and similar documents of title	-	8) ()
4908	Transfers (decalcomanias)	6	5	
4909	Printed or illustrated postcards; printed cards bearing personal greetings, messages or announcements, whether or not illustrated, with or without envelopes or trimmings	4	137	
4910	Calendars of any kind, printed, including calendar blocks	-	14	
4911	Other printed matter, including printed pictures and photographs	1,245	2,886	()
5007	Woven fabrics of silk or of silk waste	8	45	
5106	Yarn of carded wool, not put up for retail sale	-	4	
5109	Yarn of wool or of fine animal hair, put up for retail sale	-	5	
5111	Woven fabrics of carded wool or of carded fine animal hair	-	1	
5113	Woven fabrics of coarse animal hair or of horsehair	-	1	

2009

*

:() 8

Table 8 (Cont.): Total Value of Imports and Exports in Goods in the Palestinian Territory* by H.S Main Groups, 2009

Value in Thousand US \$

HS Code	Main Groups	Exports	Imports		
5202	Cotton waste (including yarn waste and garnetted stock)	-	19		()
5203	Cotton, carded or combed	-	877		
5204	Cotton sewing thread, whether or not put up for retail sale	-	24		
5205	Cotton yarn (other than sewing thread), containing 85 % or more by weight of cotton, not put up for retail sale	-	1,251	85%	()
5206	Cotton yarn (other than sewing thread), containing less than 85 % by weight of cotton, not put up for retail sale	-	1	85%	()
5207	Cotton yarn (other than sewing thread) put up for retail sale	1	185		()
5208	Woven fabrics of cotton, containing 85 % or more by weight of cotton, weighing not more than 200 g/m2	-	225	85%	200
5209	Woven fabrics of cotton, containing 85 % or more by weight of cotton, weighing more than 200 g/m2	-	43	85%	200
5210	Woven fabrics of cotton, containing less than 85 % by weight of cotton, mixed mainly or solely with man-made fibres, weighing not more than 200 g/m2	-	4	85%	200
5211	Woven fabrics of cotton, containing less than 85 % by weight of cotton, mixed mainly or solely with man-made fibres, weighing more than 200 g/m2	49	1,972	85 %	200
5212	Other woven fabrics of cotton	10	4		
5301	Flax, raw or processed but not spun; flax tow and waste (including yarn waste and garnetted stock)	-	12		()
5308	Yarn of other vegetable textile fibres; paper yarn	-	22		
5309	Woven fabrics of flax	-	0		
5310	Woven fabrics of jute or of other textile bast fibres of heading 5303	-	5	53.03	
5401	Sewing thread of man-made filaments, whether or not put up for retail sale	83	411		
5402	Synthetic filament yarn (other than sewing thread), not put up for retail sale, including synthetic monofilament of less than 67 decitex	31	385		() 67

2009

*

:() 8

Table 8 (Cont.): Total Value of Imports and Exports in Goods in the Palestinian Territory* by H.S Main Groups, 2009

Value in Thousand US \$

HS Code	Main Groups	Exports	Imports		
5404	Synthetic monofilament of 67 decitex or more and of which no cross-sectional dimension exceeds 1 mm; strip and the like (for example, artificial straw) of synthetic textile materials of an apparent width not exceeding 5 mm	-	11	1	67 ()
5406	Man-made filament yarn (other than sewing thread), put up for retail sale	1	10		()
5407	Woven fabrics of synthetic filament yarn, including woven fabrics obtained from materials of heading 5404	580	5,523		54.04
5408	Woven fabrics of artificial filament yarn, including woven fabrics obtained from materials of heading 5405	12	90		54.05
5503	Synthetic staple fibres, not carded, combed or otherwise processed for spinning	-	635		
5506	Synthetic staple fibres, carded, combed or otherwise processed for spinning	-	1		
5508	Sewing thread of man-made staple fibres, whether or not put up for retail sale	-	216		
5509	Yarn (other than sewing thread) of synthetic staple fibres, not put up for retail sale	-	95		()
5511	Yarn (other than sewing thread) of man-made staple fibres, put up for retail sale	56	1,739		()
5512	Woven fabrics of synthetic staple fibres, containing 85 % or more by weight of synthetic staple fibres	194	867		85 %
5513	Woven fabrics of synthetic staple fibres, containing less than 85 % by weight of such fibres, mixed mainly or solely with cotton, of a weight not exceeding 170 g/m2	-	6		85% 2 / 170
5514	Woven fabrics of synthetic staple fibres, containing less than 85 % by weight of such fibres, mixed mainly or solely with cotton, of a weight exceeding 170 g/m2	-	67		85% 2 / 170
5515	Other woven fabrics of synthetic staple fibres	-	645		
5516	Woven fabrics of artificial staple fibres	-	8		
5601	Wadding of textile materials and articles thereof; textile fibres, not exceeding 5 mm in length (flock), textile dust and mill neps	22	1,212	()	5
5602	Felt, whether or not impregnated, coated, covered or laminated	-	4		
5603	Non-wovens, whether or not impregnated, coated, covered or laminated	-	406		()

2009

*

:() 8

Table 8 (Cont.): Total Value of Imports and Exports in Goods in the Palestinian Territory* by H.S Main Groups, 2009

Value in Thousand US \$

HS Code	Main Groups	Exports	Imports						
5604	Rubber thread and cord, textile covered; textile yarn, and strip and the like of heading 5404 or 5405, impregnated, coated, covered or sheathed with rubber or plastics	17	35					54.05	54.04
5606	Gimped yarn, and strip and the like of heading 5404 or 5405, gimped (other than those of heading 5605 and gimped horsehair yarn); chenille yarn (including flock chenille yarn); loop wale-yarn	-	8)	54.05	54.04)	(56.05
5607	Twine, cordage, ropes and cables, whether or not plaited or braided and whether or not impregnated, coated, covered or sheathed with rubber or plastics	2	242						(
5608	Knotted netting of twine, cordage or rope; made-up fishing nets and other made-up nets, of textile materials	-	3						
5609	Articles of yarn, strip or the like of heading 5404 or 5405, twine, cordage, rope or cables, not elsewhere specified or included	-	7	54.05	54.04				
5701	Carpets and other textile floor coverings, knotted, whether or not made-up	622	714						
5702	Carpets and other textile floor coverings, woven, not tufted or flocked, whether or not made-up, including 'Kelem', 'Schumacks', 'Karamanie' and similar hand-woven rugs	-	1,323	"	"	"	"	"	"
5703	Carpets and other textile floor coverings, tufted, whether or not made-up	91	5,838						
5704	Carpets and other textile floor coverings, of felt, not tufted or flocked, whether or not made-up	-	56						
5705	Other carpets and other textile floor coverings, whether or not made-up	-	138						
5801	Woven pile fabrics and chenille fabrics, other than fabrics of heading 5802 or 5806	1	807	()	"	")	
5802	Terry towelling and similar woven terry fabrics, other than narrow fabrics of heading 5806; tufted textile fabrics, other than products of heading 5703	37	86		58.06	58.02		()
5804	Tulles and other net fabrics, not including woven, knitted or crocheted fabrics; lace in the piece, in strips or in motifs, other than fabrics of headings 6002 to 6006	15	207		57.03				58.06
5805	Hand-woven tapestries of the type Gobelins, Flanders, Aubusson, Beauvais and the like, and needle-worked tapestries (for example, petit point, cross stitch), whether or not made-up	-	10			60.02		()

2009

*

:() 8

Table 8 (Cont.): Total Value of Imports and Exports in Goods in the Palestinian Territory* by H.S Main Groups, 2009

Value in Thousand US \$

HS Code	Main Groups	Exports	Imports		
5806	Narrow woven fabrics, other than goods of heading 5807; narrow fabrics consisting of warp without weft assembled by means of an adhesive (bolducs)	-	82	58.07	()
5807	Labels, badges and similar articles of textile materials, in the piece, in strips or cut to shape or size, not embroidered	61	23	()	
5808	Braids in the piece; ornamental trimmings in the piece, without embroidery, other than knitted or crocheted; tassels, pompons and similar articles	-	73		" " " "
5809	Woven fabrics of metal thread and woven fabrics of metallised yarn of heading 5605, of a kind used in apparel, as furnishing fabrics or for similar purposes, not elsewhere specified or included	713	2,683		56.05
5810	Embroidery in the piece, in strips or in motifs	84	10		
5811	Quilted textile products in the piece, composed of one or more layers of textile materials assembled with padding by stitching or otherwise, other than embroidery of heading 5810	-	3	58.10	
5901	Textile fabrics coated with gum or amylaceous substances, of a kind used for the outer covers of books or the like; tracing cloth; prepared painting canvas; buckram and similar stiffened textile fabrics of a kind used for hat foundations	-	0		
5902	Tyre cord fabric of high tenacity yarn of nylon or other polyamides, polyesters or viscose rayon	-	22		
5903	Textile fabrics impregnated, coated, covered or laminated with plastics, other than those of heading 5902	19	1,278	59.02	
5904	Linoleum, whether or not cut to shape; floor coverings consisting of a coating or covering applied on a textile backing, whether or not cut to shape	-	1		()
5905	Textile wall coverings	-	0		
5906	Rubberised textile fabrics, other than those of heading No 5902	-	0		59.02
5907	Textile fabrics otherwise impregnated, coated or covered; painted canvas being theatrical scenery, studio backcloths or the like	16	1		" "
5908	Textile wicks, woven, plaited or knitted, for lamps, stoves, lighters, candles or the like; incandescent gas mantles and tubular knitted gas mantle fabric therefor, whether or not impregnated	-	2		()

2009

*

:() 8

Table 8 (Cont.): Total Value of Imports and Exports in Goods in the Palestinian Territory* by H.S Main Groups, 2009

Value in Thousand US \$

HS Code	Main Groups	Exports	Imports						
5910	Transmission or conveyor belts or belting, of textile material, whether or not impregnated, coated, covered or laminated with plastics, or reinforced with metal or other material	-	2						
5911	Textile products and articles, for technical uses, specified in note 7 to this chapter	-	21			7			
6001	Pile fabrics, including 'long pile' fabrics and terry fabrics, knitted or crocheted	-	44			" "	()		
6002	Knitted or crocheted fabrics of a width not exceeding 30 cm, containing by weight 5 % or more of elastomeric yarn or rubber thread, other than those of heading 6001	-	4			5%	30		" "
6003	Knitted or crocheted fabrics of a width not exceeding 30 cm, other than those of heading 6001 or 6002	-	3	6002	60.01		30		
6004	Knitted or crocheted fabrics of a width exceeding 30 cm, containing by weight 5 % or more of elastomeric yarn or rubber thread, other than those of heading 6001	-	444			%5	30		" "
6005	Warp knit fabrics (including those made on galloon knitting machines), other than those of headings 6001 to 6004	-	23	("	")	
6006	Other knitted or crocheted fabrics	-	350						
6101	Men's or boys' overcoats, car-coats, capes, cloaks, anoraks (including ski-jackets), wind-cheaters, wind-jackets and similar articles, knitted or crocheted, other than those of heading No 6103	2	239	()		" "		
6102	Women's or girls' overcoats, car-coats, capes, cloaks, anoraks (including ski-jackets), wind-cheaters, wind-jackets and similar articles, knitted or crocheted, other than those of heading 6104	-	262	()		" "		61.03
6103	Men's or boys' suits, ensembles, jackets, blazers, trousers, bib and brace overalls, breeches and shorts (other than swimwear), knitted or crocheted	-	1,300						61.04
6104	Women's or girls' suits, ensembles, jackets, blazers, dresses, skirts, divided skirts, trousers, bib and brace overalls, breeches and shorts (other than swimwear), knitted or crocheted	141	3,271						" "
6105	Men's or boys' shirts, knitted or crocheted	2	322						(

2009

*

:() 8

Table 8 (Cont.): Total Value of Imports and Exports in Goods in the Palestinian Territory* by H.S Main Groups, 2009

Value in Thousand US \$

HS Code	Main Groups	Exports	Imports	
6106	Women's or girls' blouses, shirts and shirt-blouses, knitted or crocheted	26	360	
6107	Men's or boys' underpants, briefs, nightshirts, pyjamas, bathrobes, dressing gowns and similar articles, knitted or crocheted	1	280	()
6108	Women's or girls' slips, petticoats, briefs, panties, nightdresses, pyjamas, negligees, bathrobes, dressing gowns and similar articles, knitted or crocheted	-	676	" "
6109	T-shirts, singlets and other vests, knitted or crocheted	-	1,780	" "
6110	Jerseys, pullovers, cardigans, waistcoats and similar articles, knitted or crocheted	1,094	1,694	" "" "" "
6111	Babies' garments and clothing accessories, knitted or crocheted	262	301	
6112	Track suits, ski suits and swimwear, knitted or crocheted	50	432	()
6114	Other garments, knitted or crocheted	2	118	
6115	Panty hose, tights, stockings, socks and other hosiery, including stockings for varicose veins and footwear without applied soles, knitted or crocheted	61	751	()
6116	Gloves, mittens and mitts, knitted or crocheted	-	42	
6117	Other made-up clothing accessories, knitted or crocheted; knitted or crocheted parts of garments or of clothing accessories	1	185	
6201	Men's or boys' overcoats, car-coats, capes, cloaks, anoraks (including ski-jackets), wind-cheaters, wind-jackets and similar articles, other than those of heading No 6203	-	194	() " "
6202	Women's or girls' overcoats, car-coats, capes, cloaks, anoraks (including ski-jackets), wind-cheaters, wind-jackets and similar articles, other than those of heading No 6204	101	594	() " "
6203	Men's or boys' suits, ensembles, jackets, blazers, trousers, bib and brace overalls, breeches and shorts (other than swimwear)	315	6,718	" ())" "
				62.03 62.04 () "

2009

*

:() 8

Table 8 (Cont.): Total Value of Imports and Exports in Goods in the Palestinian Territory* by H.S Main Groups, 2009

Value in Thousand US \$

HS Code	Main Groups	Exports	Imports						
6204	Women's or girls' suits, ensembles, jackets, blazers, dresses, skirts, divided skirts, trousers, bib and brace overalls, breeches and shorts (other than swimwear)	282	7,516	"	"	"	"	"	"
6205	Men's or boys' shirts	173	1,706			()	"		
6206	Women's or girls' blouses, shirts and shirt-blouses	332	1,473						
6207	Men's or boys' singlets and other vests, underpants, briefs, nightshirts, pyjamas, bathrobes, dressing gowns and similar articles	174	925						
6208	Women's or girls' singlets and other vests, slips, petticoats, briefs, panties, nightdresses, pyjamas, negligees, bathrobes, dressing gowns and similar articles	80	1,909	"	"	"	"	"	"
6209	Babies' garments and clothing accessories	808	1,117						
6210	Garments, made-up of fabrics of heading 5602, 5603, 5903, 5906 or 5907	8	65	59.07	59.06	59.03	56.03	56.02	
6211	Track suits, ski suits and swimwear; other garments	-	189						" "
6212	Brassières, girdles, corsets, braces, suspenders, garters and similar articles and parts thereof, whether or not knitted or crocheted	-	234				"	"	
6213	Handkerchiefs	-	2						
6214	Shawls, scarves, mufflers, mantillas, veils and the like	-	1,325						
6215	Ties, bow ties and cravats	2	77			"	"	()	
6216	Gloves, mittens and mitts	-	32						
6217	Other made-up clothing accessories; parts of garments or of clothing accessories, other than those of heading 6212	-	82	62.12					
6301	Blankets and travelling rugs	377	2,566						
6302	Bed linen, table linen, toilet linen and kitchen linen	13	1,994				()		
6303	Curtains (including drapes) and interior blinds; curtain or bed valances	10	788				"	")
6304	Other furnishing articles, excluding those of heading 9404	166	401			94.04			
6305	Sacks and bags, of a kind used for the packing of goods	25	822						

2009

*

:() 8

Table 8 (Cont.): Total Value of Imports and Exports in Goods in the Palestinian Territory* by H.S Main Groups, 2009

Value in Thousand US \$

HS Code	Main Groups	Exports	Imports	
6306	Tarpaulins, awnings and sunblinds; tents; sails for boats, sailboards or landcraft; camping goods	54	467	" "
6307	Other made-up articles, including dress patterns	224	1,006	
6309	Worn clothing and other worn articles	-	122	
6310	Used or new rags, scrap twine, cordage, rope and cables and worn out articles of twine, cordage, rope or cables, of textile materials	-	2	
6401	Waterproof footwear with outer soles and uppers of rubber or of plastics, the uppers of which are neither fixed to the sole nor assembled by stitching, riveting, nailing, screwing, plugging or similar processes	14,595	703	
6402	Other footwear with outer soles and uppers of rubber or plastics	1,328	3,238	
6403	Footwear with outer soles of rubber, plastics, leather or composition leather and uppers of leather	2,966	5,738	
6404	Footwear with outer soles of rubber, plastics, leather or composition leather and uppers of textile materials	2,363	1,989	
6405	Other footwear	4,060	177	
6406	Parts of footwear (including uppers whether or not attached to soles other than outer soles); removable insoles, heel cushions and similar articles; gaiters, leggings and similar articles, and parts thereof	429	1,936) () (
6504	Hats and other headgear, plaited or made by assembling strips of any material, whether or not lined or trimmed	-	4	
6505	Hats and other headgear, knitted or crocheted, or made-up from lace, felt or other textile fabric, in the piece (but not in strips), whether or not lined or trimmed; hairnets of any material, whether or not lined or trimmed	362	123	()
6506	Other headgear, whether or not lined or trimmed	16	103	
6507	Head-bands, linings, covers, hat foundations, hat frames, peaks and chinstraps, for headgear	-	0	
6601	Umbrellas and sun umbrellas (including walking-stick umbrellas, garden umbrellas and similar umbrellas)	10	102	()
6602	Walking-sticks, seat-sticks, whips, riding-crops and the like	-	12	

2009

*

:() 8

Table 8 (Cont.): Total Value of Imports and Exports in Goods in the Palestinian Territory* by H.S Main Groups, 2009

Value in Thousand US \$

HS Code	Main Groups	Exports	Imports			
6701	Skins and other parts of birds with their feathers or down, feathers, parts of feathers, down and articles thereof (other than goods of heading No 0505 and worked quills and scapes)	-	0		(05.05)	
6702	Artificial flowers, foliage and fruit and parts thereof; articles made of artificial flowers, foliage or fruit	5	281			
6704	Wigs, false beards, eyebrows and eyelashes, switches and the like, of human or animal hair or of textile materials; articles of human hair not elsewhere specified or included	-	0			
6801	Setts, curbstones and flagstones, of natural stone (except slate)	43	215	()		
6802	Worked monumental or building stone (except slate) and articles thereof, other than goods of heading 6801; mosaic cubes and the like, of natural stone (including slate), whether or not on a backing; artificially coloured granules, chippings and powder, of	78,953	12,182	()	()	68.01
6803	Worked slate and articles of slate or of agglomerated slate	-	17	()		
6804	Millstones, grindstones, grinding wheels and the like, without frameworks, for grinding, sharpening, polishing, trueing or cutting, hand sharpening or polishing stones, and parts thereof, of natural stone, of agglomerated natural or artificial abrasives,	6	585			
6805	Natural or artificial abrasive powder or grain, on a base of textile material, of paper, of paperboard or of other materials, whether or not cut to shape or sewn or otherwise made-up	0	390			
6806	Slag wool, rock wool and similar mineral wools; exfoliated vermiculite, expanded clays, foamed slag and similar expanded mineral materials; mixtures and articles of heat-insulating, sound-insulating or sound-absorbing mineral materials, other than those o	120	6,768	69	68.12	68.11
6807	Articles of asphalt or of similar material (for example, petroleum bitumen or coal tar pitch)	-	80	()		
6808	Panels, boards, tiles, blocks and similar articles of vegetable fibre, of straw or of shavings, chips, particles, sawdust or other waste of wood, agglomerated with cement, plaster or other mineral binders	13	107		()	
6809	Articles of plaster or of compositions based on plaster	59	1,494			
6810	Articles of cement, of concrete or of artificial stone, whether or not reinforced	3,911	2,601			

2009

*

:() 8

Table 8 (Cont.): Total Value of Imports and Exports in Goods in the Palestinian Territory* by H.S Main Groups, 2009

Value in Thousand US \$

HS Code	Main Groups	Exports	Imports		
6811	Articles of asbestos-cement, of cellulose fibre-cement or the like	-	10		()
6813	Friction material and articles thereof (for example, sheets, rolls, strips, segments, discs, washers, pads), not mounted, for brakes, for clutches or the like, with a basis of asbestos, of other mineral substances or of cellulose, whether or not combined	1,139	293	()
6814	Worked mica and articles of mica, including agglomerated or reconstituted mica, whether or not on a support of paper, paperboard or other materials	-	1		
6815	Articles of stone or of other mineral substances (including carbon fibres, articles of carbon fibres and articles of peat), not elsewhere specified or included	0	25)
6901	Bricks, blocks, tiles and other ceramic goods of siliceous fossil meals (for example, kieselguhr, tripolite or diatomite) or of similar siliceous earths	-	0)	()
6902	Refractory bricks, blocks, tiles and similar refractory ceramic constructional goods, other than those of siliceous fossil meals or similar siliceous earths	-	352	()	()
6903	Other refractory ceramic goods (for example, retorts, crucibles, muffles, nozzles, plugs, supports, cupels, tubes, pipes, sheaths and rods), other than those of siliceous fossil meals or of similar siliceous earths	-	67)	(
6904	Ceramic building bricks, flooring blocks, support or filler tiles and the like	4	-		()
6905	Roofing tiles, chimney-pots, cowls, chimney liners, architectural ornaments and other ceramic constructional goods	92	849		
6906	Ceramic pipes, conduits, guttering and pipe fittings	74	319		
6907	Unglazed ceramic flags and paving, hearth or wall tiles; unglazed ceramic mosaic cubes and the like, whether or not on a backing	289	2,438	()	()
6908	Glazed ceramic flags and paving, hearth or wall tiles; glazed ceramic mosaic cubes and the like, whether or not on a backing	2,763	24,236	()	()
6909	Ceramic wares for laboratory, chemical or other technical uses; ceramic troughs, tubs and similar receptacles of a kind used in agriculture; ceramic pots, jars and similar articles of a kind used for the conveyance or packing of goods	1	28		

2009

*

:() 8

Table 8 (Cont.): Total Value of Imports and Exports in Goods in the Palestinian Territory* by H.S Main Groups, 2009

Value in Thousand US \$

HS Code	Main Groups	Exports	Imports	
6910	Ceramic sinks, wash basins, wash basin pedestals, baths, bidets, water closet pans, flushing cisterns, urinals and similar sanitary fixtures	4,488	7,103	" "
6911	Tableware, kitchenware, other household articles and toilet articles, of porcelain or china	740	2,095	()
6912	Ceramic tableware, kitchenware, other household articles and toilet articles, other than of porcelain or china	-	228	" "
6913	Statuettes and other ornamental ceramic articles	984	1,101	
6914	Other ceramic articles	225	5	
7002	Glass in balls (other than microspheres of heading No 7018), rods or tubes, unworked	-	1	(70.18)
7003	Cast glass and rolled glass, in sheets or profiles, whether or not having an absorbent, reflecting or non-reflecting layer, but not otherwise worked	-	398	
7004	Drawn glass and blown glass, in sheets, whether or not having an absorbent, reflecting or non-reflecting layer, but not otherwise worked	54	38	
7005	Float glass and surface ground or polished glass, in sheets, whether or not having an absorbent, reflecting or non-reflecting layer, but not otherwise worked	2,232	4,999	" "
7006	Glass of heading 7003, 7004 or 7005, bent, edge-worked, engraved, drilled, enamelled or otherwise worked, but not framed or fitted with other materials	-	7	70.05 70.04 70.03
7007	Safety glass, consisting of toughened (tempered) or laminated glass	-	250	()
7009	Glass mirrors, whether or not framed, including rear-view mirrors	74	645	
7010	Carboys, bottles, flasks, jars, pots, phials, ampoules and other containers, of glass, of a kind used for the conveyance or packing of goods; preserving jars of glass; stoppers, lids and other closures, of glass	119	2,846	()
7011	Glass envelopes (including bulbs and tubes), open, and glass parts thereof, without fittings, for electric lamps, cathode-ray tubes or the like	1	248	

2009

*

:() 8

Table 8 (Cont.): Total Value of Imports and Exports in Goods in the Palestinian Territory* by H.S Main Groups, 2009

Value in Thousand US \$

HS Code	Main Groups	Exports	Imports		
7013	Glassware of a kind used for table, kitchen, toilet, office, indoor decoration or similar purposes (other than that of heading No 7010 or 7018)	905	4,678		
7014	Signalling glassware and optical elements of glass (other than those of heading No 7015), not optically worked	-	0	70.18	70.10
7015	Clock or watch glasses and similar glasses, glasses for non-corrective or corrective spectacles, curved, bent, hollowed or the like, not optically worked; hollow glass spheres and their segments, for the manufacture of such glasses	-	8	(70.15)
7016	Paving blocks, slabs, bricks, squares, tiles and other articles of pressed or moulded glass, whether or not wired, of a kind used for building or construction purposes; glass cubes and other glass smallwares, whether or not on a backing, for mosaics or si	-	88	()
7017	Laboratory, hygienic or pharmaceutical glassware, whether or not graduated or calibrated	96	487		
7018	Glass beads, imitation pearls, imitation precious or semi-precious stones and similar glass smallwares, and articles thereof other than imitation jewellery; glass eyes other than prosthetic articles; statuettes and other ornaments of lamp-worked glass, ot	56	144		()
7019	Glass fibres (including glass wool) and articles thereof (for example, yarn, woven fabrics)	3	324	()
7020	Other articles of glass	-	100		
7102	Diamonds, whether or not worked, but not mounted or set	-	18		
7108	Gold (including gold plated with platinum), unwrought or in semi-manufactured forms, or in powder form	-	93		()
7113	Articles of jewellery and parts thereof, of precious metal or of metal clad with precious metal	-	738		
7114	Articles of goldsmiths' or silversmiths' wares and parts thereof, of precious metal or of metal clad with precious metal	98	411		
7115	Other articles of precious metal or of metal clad with precious metal	-	0		
7116	Articles of natural or cultured pearls, precious or semi-precious stones (natural, synthetic or reconstructed)	9	9)	
7117	Imitation jewellery	20	798		()

2009

*

:() 8

Table 8 (Cont.): Total Value of Imports and Exports in Goods in the Palestinian Territory* by H.S Main Groups, 2009

Value in Thousand US \$

HS Code	Main Groups	Exports	Imports		
7201	Pig iron and spiegeleisen in pigs, blocks or other primary forms	1	-	" "	()
7202	Ferro-alloys	-	10		
7204	Ferrous waste and scrap; remelting scrap ingots of iron or steel	16,134	1,481	()	
7205	Granules and powders, of pig iron, spiegeleisen, iron or steel	-	10	" "	
7206	Iron and non-alloy steel in ingots or other primary forms (excluding iron of heading No 7203)	-	5,664)	()
7207	Semi-finished products of iron or non-alloy steel	112	20,707		(72.03)
7208	Flat-rolled products of iron or non-alloy steel, of a width of 600 mm or more, hot-rolled, not clad, plated or coated	177	6,677	()	600
7209	Flat-rolled products of iron or non-alloy steel, of a width of 600 mm or more, cold-rolled (cold-reduced), not clad, plated or coated	58	-	600	" "
7210	Flat-rolled products of iron or non-alloy steel, of a width of 600 mm or more, clad, plated or coated	-	936	()	600
7211	Flat-rolled products of iron or non-alloy steel, of a width of less than 600 mm, not clad, plated or coated	-	65	()	600
7212	Flat-rolled products of iron or non-alloy steel, of a width of less than 600 mm, clad, plated or coated	-	2	()	600
7213	Bars and rods, hot-rolled, in irregularly wound coils, of iron or non-alloy steel	7,681	25,421	()	
7214	Other bars and rods of iron or non-alloy steel, not further worked than forged, hot-rolled, hot-drawn or hot-extruded, but including those twisted after rolling	895	16,396	" "	()
7215	Other bars and rods of iron or non-alloy steel	1,177	11,193		
7216	Angles, shapes and sections of iron or non-alloy steel	48	1,122	()	
7217	Wire of iron or non-alloy steel	1,005	3,732		

2009

*

:() 8

Table 8 (Cont.): Total Value of Imports and Exports in Goods in the Palestinian Territory* by H.S Main Groups, 2009

Value in Thousand US \$

HS Code	Main Groups	Exports	Imports		
7219	Flat-rolled products of stainless steel, of a width of 600 mm or more	14	140	600	()
7220	Flat-rolled products of stainless steel, of a width of less than 600 mm	-	1		()
7222	Other bars and rods of stainless steel; angles, shapes and sections of stainless steel	-	0		
7223	Wire of stainless steel	-	5		
7225	Flat-rolled products of other alloy steel, of a width of 600 mm or more	42	1	600	()
7226	Flat-rolled products of other alloy steel, of a width of less than 600 mm	-	61		()
7228	Other bars and rods of other alloy steel; angles, shapes and sections, of other alloy steel; hollow drill bars and rods, of alloy or non-alloy steel	-	103		
7229	Wire of other alloy steel	-	81		
7301	Sheet piling of iron or steel, whether or not drilled, punched or made from assembled elements; welded angles, shapes and sections, of iron or steel	891	30		
7303	Tubes, pipes and hollow profiles, of cast iron	501	4,926		()
7304	Tubes, pipes and hollow profiles, seamless, of iron (other than cast iron) or steel	410	4,059		()
7306	Other tubes, pipes and hollow profiles (for example, open seam or welded, riveted or similarly closed), of iron or steel	-	108) ()
7307	Tube or pipe fittings (for example, couplings, elbows, sleeves), of iron or steel	1,104	760		(...)
7308	Structures (excluding prefabricated buildings of heading 9406) and parts of structures (for example, bridges and bridge-sections, lock-gates, towers, lattice masts, roofs, roofing frameworks, doors and windows and their frames and thresholds for doors, sh	1,958	6,973)	(94.06)
				()	

2009

*

:() 8

Table 8 (Cont.): Total Value of Imports and Exports in Goods in the Palestinian Territory* by H.S Main Groups, 2009

Value in Thousand US \$

HS Code	Main Groups	Exports	Imports					
7309	Reservoirs, tanks, vats and similar containers for any material (other than compressed or liquefied gas), of iron or steel, of a capacity exceeding 300 l, whether or not lined or heat-insulated, but not fitted with mechanical or thermal equipment	12	64	()			300
7310	Tanks, casks, drums, cans, boxes and similar containers, for any material (other than compressed or liquefied gas), of iron or steel, of a capacity not exceeding 300 l, whether or not lined or heat-insulated, but not fitted with mechanical or thermal equi	264	6,696)		300		(
7311	Containers for compressed or liquefied gas, of iron or steel	-	1,169					
7312	Stranded wire, ropes, cables, plaited bands, slings and the like, of iron or steel, not electrically insulated	112	1,115					
7313	Barbed wire of iron or steel; twisted hoop or single flat wire, barbed or not, and loosely twisted double wire, of a kind used for fencing, of iron or steel	-	61)		"	"	(
7314	Cloth (including endless bands), grill, netting and fencing, of iron or steel wire; expanded metal of iron or steel	131	878			()
7315	Chain and parts thereof, of iron or steel	-	67					
7317	Nails, tacks, drawing pins, corrugated nails, staples (other than those of heading 8305) and similar articles, of iron or steel, whether or not with heads of other material, but excluding such articles with heads of copper	-	342)				(83.05
7318	Screws, bolts, nuts, coach screws, screw hooks, rivets, cotters, cotter-pins, washers (including spring washers) and similar articles, of iron or steel	108	921	()	()	(
7319	Sewing needles, knitting needles, bodkins, crochet hooks, embroidery stiletos and similar articles, for use in the hand, of iron or steel; safety pins and other pins of iron or steel, not elsewhere specified or included	-	59			()"	"
7320	Springs and leaves for springs, of iron or steel	203	129					
7321	Stoves, ranges, grates, cookers (including those with subsidiary boilers for central heating), barbecues, braziers, gas-rings, plate warmers and similar non-electric domestic appliances, and parts thereof, of iron or steel	16	1,828)		(
				"	"	()	(

2009

*

:() 8

Table 8 (Cont.): Total Value of Imports and Exports in Goods in the Palestinian Territory* by H.S Main Groups, 2009

Value in Thousand US \$

HS Code	Main Groups	Exports	Imports	
7322	Radiators for central heating, not electrically heated, and parts thereof, of iron or steel; air heaters and hot air distributors (including distributors which can also distribute fresh or conditioned air), not electrically heated, incorporating a motor-d	1	160)
7323	Table, kitchen or other household articles and parts thereof, of iron or steel; iron or steel wool; pot scourers and scouring or polishing pads, gloves and the like, of iron or steel	837	3,467	(
7324	Sanitary ware and parts thereof, of iron or steel	31	602	
7325	Other cast articles of iron or steel	38	182	
7326	Other articles of iron or steel	5	975	
7403	Refined copper and copper alloys, unwrought	-	0	
7404	Copper waste and scrap	2,798	626	
7406	Copper powders and flakes	-	13	
7407	Copper bars, rods and profiles	41	7	()
7408	Copper wire	-	106	
7409	Copper plates, sheets and strip, of a thickness exceeding 0,15 mm	0	22	0.15
7410	Copper foil (whether or not printed or backed with paper, paperboard, plastics or similar backing materials) of a thickness (excluding any backing) not exceeding 0,15 mm	-	0)
7411	Copper tubes and pipes	-	227	() 0.15 (
7412	Copper tube or pipe fittings (for example, couplings, elbows, sleeves)	-	1,393	()
7413	Stranded wire, cables, plaited bands and the like, of copper, not electrically insulated	-	67	
7415	Nails, tacks, drawing pins, staples (other than those of heading 8305) and similar articles, of copper or of iron or steel with heads of copper; screws, bolts, nuts, screw hooks, rivets, cotters, cotter-pins, washers (including spring washers) and similar	408	836	(83.05) ()
7418	Table, kitchen or other household articles and parts thereof, of copper; pot scourers and scouring or polishing pads, gloves and the like, of copper; sanitary ware and parts thereof, of copper	73	191) ()

2009

*

:() 8

Table 8 (Cont.): Total Value of Imports and Exports in Goods in the Palestinian Territory* by H.S Main Groups, 2009

Value in Thousand US \$

HS Code	Main Groups	Exports	Imports	
7419	Other articles of copper	-	8	
7504	Nickel powders and flakes	-	1	
7505	Nickel bars, rods, profiles and wire	-	67	()
7506	Nickel plates, sheets, strip and foil	-	1	
7507	Nickel tubes, pipes and tube or pipe fittings (for example, couplings, elbows, sleeves)	51	447	()
7508	Other articles of nickel	20	80	
7601	Unwrought aluminium	937	7,013	
7602	Aluminium waste and scrap	906	259	
7604	Aluminium bars, rods and profiles	7,735	20,041	" "
7605	Aluminium wire	31	18	
7606	Aluminium plates, sheets and strip, of a thickness exceeding 0,2 mm	-	647	0.2
7607	Aluminium foil (whether or not printed or backed with paper, paperboard, plastics or similar backing materials) of a thickness (excluding any backing) not exceeding 0,2 mm	316	1,110)
7608	Aluminium tubes and pipes	73	57	0.2 () (
7609	Aluminium tube or pipe fittings (for example, couplings, elbows, sleeves)	-	7	()
7610	Aluminium structures (excluding prefabricated buildings of heading No 9406) and parts of structures (for example, bridges and bridge-sections, towers, lattice masts, roofs, roofing frameworks, doors and windows and their frames and thresholds for doors, b	583	868) (94.06)
7612	Aluminium casks, drums, cans, boxes and similar containers (including rigid or collapsible tubular containers), for any material (other than compressed or liquefied gas), of a capacity not exceeding 300 litres, whether or not lined or heat-insulated, but	-	434)
7613	Aluminium containers for compressed or liquefied gas	-	1	300 () (
7614	Stranded wire, cables, plaited bands and the like, of aluminium, not electrically insulated	-	147	

2009

*

:() 8

Table 8 (Cont.): Total Value of Imports and Exports in Goods in the Palestinian Territory* by H.S Main Groups, 2009

Value in Thousand US \$

HS Code	Main Groups	Exports	Imports	
7615	Table, kitchen or other household articles and parts thereof, of aluminium; pot scourers and scouring or polishing pads, gloves and the like, of aluminium; sanitary ware and parts thereof, of aluminium	87	741	
7616	Other articles of aluminium	58	868	
7801	Unwrought lead	2	8	
7804	Lead plates, sheets, strip and foil; lead powders and flakes	-	1	
7903	Zinc dust, powders and flakes	-	3	
7904	Zinc bars, rods, profiles and wire	-	12	()
7905	Zinc plates, sheets, strip and foil	0	0	
7907	Other articles of zinc	3	128	
8001	Unwrought tin	-	38	
8003	Tin bars, rods, profiles and wire	-	27	()
8007	Other articles of tin	-	39	
8101	Tungsten (wolfram) and articles thereof, including waste and scrap	-	5	()
8104	Magnesium and articles thereof, including waste and scrap	-	3	
8105	Cobalt mattes and other intermediate products of cobalt metallurgy; cobalt and articles thereof, including waste and scrap	-	3	()
8111	Manganese and articles thereof, including waste and scrap	-	0	
8201	Hand tools, the following : spades, shovels, mattocks, picks, hoes, forks and rakes; axes, bill hooks and similar hewing tools; secateurs and pruners of any kind; scythes, sickles, hay knives, hedge shears, timber wedges and other tools of a kind used in	756	1,845	
8202	Hand saws; blades for saws of all kinds (including slitting, slotting or toothless saw blades)	-	926)
8203	Files, rasps, pliers (including cutting pliers), pincers, tweezers, metal cutting shears, pipe-cutters, bolt croppers, perforating punches and similar hand tools	4	264	()" "

2009

*

:() 8

Table 8 (Cont.): Total Value of Imports and Exports in Goods in the Palestinian Territory* by H.S Main Groups, 2009

Value in Thousand US \$

HS Code	Main Groups	Exports	Imports				
8204	Hand-operated spanners and wrenches (including torque meter wrenches but not including tap wrenches); interchangeable spanner sockets, with or without handles	1	108	()	"	"
8205	Hand tools (including glaziers' diamonds), not elsewhere specified or included; blow-lamps; vices, clamps and the like, other than accessories for and parts of, machine tools; anvils; portable forges; hand or pedal-operated grinding wheels with frameworks	706	3,571			()
8206	Tools of two or more of heading Nos 8202 to 8205, put up in sets for retail sale	-	13	82.05	82.02		" "
8207	Interchangeable tools for hand tools, whether or not power-operated, or for machine-tools (for example, for pressing, stamping, punching, tapping, threading, drilling, boring, broaching, milling, turning or screw driving), including dies for drawing or ex	6	530)			(
8208	Knives and cutting blades, for machines or for mechanical appliances	10	244				
8209	Plates, sticks, tips and the like for tools, unmounted, of cermets	-	239		()		
8210	Hand-operated mechanical appliances, weighing 10 kg or less, used in the preparation, conditioning or serving of food or drink	-	35			10	
8211	Knives with cutting blades, serrated or not (including pruning knives), other than knives of heading No 8208, and blades therefor	18	169				82.08
8212	Razors and razor blades (including razor blade blanks in strips)	312	841	()	
8213	Scissors, tailors' shears and similar shears, and blades therefor	3	111				
8214	Other articles of cutlery (for example, hair clippers, butchers' or kitchen cleavers, choppers and mincing knives, paper knives); manicure or pedicure sets and instruments (including nail files)	-	167)	" "
8215	Spoons, forks, ladles, skimmers, cake-servers, fish-knives, butter-knives, sugar tongs and similar kitchen or tableware	0	261			(
8301	Padlocks and locks (key, combination or electrically operated), of base metal; clasps and frames with clasps, incorporating locks, of base metal; keys for any of the foregoing articles, of base metal	57	1,450	()	" "

2009

*

:() 8

Table 8 (Cont.): Total Value of Imports and Exports in Goods in the Palestinian Territory* by H.S Main Groups, 2009

Value in Thousand US \$

HS Code	Main Groups	Exports	Imports	
8302	Base metal mountings, fittings and similar articles suitable for furniture, doors, staircases, windows, blinds, coachwork, saddlery, trunks, chests, caskets or the like; base metal hat-racks, hat-pegs, brackets and similar fixtures; castors with mountings	168	2,325	
8303	Armoured or reinforced safes, strong-boxes and doors and safe deposit lockers for strong-rooms, cash or deed boxes and the like, of base metal	3	363	()
8304	Filing cabinets, card-index cabinets, paper trays, paper rests, pen trays, office-stamp stands and similar office or desk equipment, of base metal, other than office furniture of heading No 9403	1	9	
8305	Fittings for loose-leaf binders or files, letter clips, letter corners, paper clips, indexing tags and similar office articles, of base metal; staples in strips (for example, for offices, upholstery, packaging), of base metal	-	424	94.03
8306	Bells, gongs and the like, non-electric, of base metal; statuettes and other ornaments, of base metal; photograph, picture or similar frames, of base metal; mirrors of base metal	38	1,294	()
8307	Flexible tubing of base metal, with or without fittings	-	36	
8308	Clasps, frames with clasps, buckles, buckle-clasps, hooks, eyes, eyelets and the like, of base metal, of a kind used for clothing, footwear, awnings, handbags, travel goods or other made-up articles, tubular or bifurcated rivets, of base metal; beads and	0	331)
8309	Stoppers, caps and lids (including crown corks, screw caps and pouring stoppers), capsules for bottles, threaded bungs, bung covers, seals and other packing accessories, of base metal	-	328	() ()
8310	Sign-plates, name-plates, address-plates and similar plates, numbers, letters and other symbols, of base metal, excluding those of heading No 9405	271	293	()
8311	Wire, rods, tubes, plates, electrodes and similar products, of base metal or of metal carbides, coated or cored with flux material, of a kind used for soldering, brazing, welding or deposition of metal or of metal carbides; wire and rods, of agglomerated	470	213	94.05

2009

*

:() 8

Table 8 (Cont.): Total Value of Imports and Exports in Goods in the Palestinian Territory* by H.S Main Groups, 2009

Value in Thousand US \$

HS Code	Main Groups	Exports	Imports					
8401	Nuclear reactors; fuel elements (cartridges), non-irradiated, for nuclear reactors; machinery and apparatus for isotopic separation	-	0					()
8402	Steam or other vapour generating boilers (other than central heating hot water boilers capable also of producing low pressure steam); super-heated water boilers	-	39)
8403	Central heating boilers other than those of heading No 8402	35	1,694					(
8404	Auxiliary plant for use with boilers of heading No 8402 or 8403 (for example, economisers, super-heaters, soot removers, gas recoverers); condensers for steam or other vapour power units	-	51) 84.03 84.02
8407	Spark-ignition reciprocating or rotary internal combustion piston engines	-	7					()
8408	Compression-ignition internal combustion piston engines (diesel or semi-diesel engines)	9	706					()
8409	Parts suitable for use solely or principally with the engines of heading No 8407 or 8408	-	551					84.08 84.07
8410	Hydraulic turbines, water wheels, and regulators therefor	-	50					()
8412	Other engines and motors	2	48					
8413	Pumps for liquids, whether or not fitted with a measuring device; liquid elevators	143	4,851					
8414	Air or vacuum pumps, air or other gas compressors and fans; ventilating or recycling hoods incorporating a fan, whether or not fitted with filters	19	2,554					" "
8415	Air-conditioning machines, comprising a motor-driven fan and elements for changing the temperature and humidity, including those machines in which the humidity cannot be separately regulated	442	11,266					()
8416	Furnace burners for liquid fuel, for pulverised solid fuel or for gas; mechanical stokers, including their mechanical grates, mechanical ash dischargers and similar appliances	-	103					
8417	Industrial or laboratory furnaces and ovens, including incinerators, non-electric	36	126					()
8418	Refrigerators, freezers and other refrigerating or freezing equipment, electric or other; heat pumps other than air-conditioning machines of heading No 8415	579	20,000) " " " "
								(
								84.15

2009

*

:() 8

Table 8 (Cont.): Total Value of Imports and Exports in Goods in the Palestinian Territory* by H.S Main Groups, 2009

Value in Thousand US \$

HS Code	Main Groups	Exports	Imports	
8419	Machinery, plant or laboratory equipment, whether or not electrically heated (excluding furnaces, ovens, and other equipment of heading 8514), for the treatment of materials by a process involving a change of temperature such as heating, cooking, roasting	296	2,661)
8420	Calendering or other rolling machines, other than for metals or glass, and cylinders therefor	-	3	(
8421	Centrifuges, including centrifugal dryers; filtering or purifying machinery and apparatus, for liquids or gases	2	2,727	
8422	Dishwashing machines; machinery for cleaning or drying bottles or other containers; machinery for filling, closing, sealing or labelling bottles, cans, boxes, bags or other containers; machinery for capsuling bottles, jars, tubes and similar containers; o	25	6,240	()
8423	Weighing machinery (excluding balances of a sensitivity of 5 cg or better), including weight-operated counting or checking machines; weighing machine weights of all kinds	253	360	(5)
8424	Mechanical appliances (whether or not hand-operated) for projecting, dispersing or spraying liquids or powders; fire extinguishers, whether or not charged; spray guns and similar appliances; steam or sandblasting machines and similar jet projecting machin	38	988	()
8425	Pulley tackle and hoists other than skip hoists; winches and capstans; jacks	77	182	" "
8426	Ships' derricks; cranes, including cable cranes; mobile lifting frames, straddle carriers and works trucks fitted with a crane	16	1,010	() ()
8427	Fork-lift trucks; other works trucks fitted with lifting or handling equipment	-	339	() ()
8428	Other lifting, handling, loading or unloading machinery (for example, lifts, escalators, conveyors, teleferics)	318	3,924) (" "
8429	Self-propelled bulldozers, angledozers, graders, levellers, scrapers, mechanical shovels, excavators, shovel loaders, tamping machines and road rollers	83	6,231	() ()
8430	Other moving, grading, levelling, scraping, excavating, tamping, compacting, extracting or boring machinery, for earth, minerals or ores; piledrivers and pile-extractors; snowploughs and snow-blowers	97	220	

2009

*

:() 8

Table 8 (Cont.): Total Value of Imports and Exports in Goods in the Palestinian Territory* by H.S Main Groups, 2009

Value in Thousand US \$

HS Code	Main Groups	Exports	Imports	
8431	Parts suitable for use solely or principally with the machinery of headings 8425 to 8430	721	4,695	84.25
8432	Agricultural, horticultural or forestry machinery for soil preparation or cultivation; lawn or sports-ground rollers	66	192	
8433	Harvesting or threshing machinery, including straw or fodder balers; grass or hay mowers; machines for cleaning, sorting or grading eggs, fruit or other agricultural produce, other than machinery of heading 8437	76	44	
8434	Milking machines and dairy machinery	-	1,389	84.37
8435	Presses, crushers and similar machinery used in the manufacture of wine, cider, fruit juices or similar beverages	10	16	
8436	Other agricultural, horticultural, forestry, poultry-keeping or bee-keeping machinery, including germination plant fitted with mechanical or thermal equipment; poultry incubators and brooders	-	1,404	
8437	Machines for cleaning, sorting or grading seed, grain or dried leguminous vegetables; machinery used in the milling industry or for the working of cereals or dried leguminous vegetables, other than farm-type machinery	-	174	
8438	Machinery, not specified or included elsewhere in this chapter, for the industrial preparation or manufacture of food or drink, other than machinery for the extraction or preparation of animal or fixed vegetable fats or oils	268	5,896	
8439	Machinery for making pulp of fibrous cellulosic material or for making or finishing paper or paperboard	-	28	
8440	Book-binding machinery, including book-sewing machines	-	3,099	
8441	Other machinery for making up paper pulp, paper or paperboard, including cutting machines of all kinds	-	772	
8442	Machinery, apparatus and equipment (other than the machine-tools of headings 8456 to 8465), for type-founding or type-setting, for preparing or making printing blocks, plates, cylinders or other printing components; printing type, blocks, plates, cylinder	2	490	(84.65 84.56) () ()

2009

*

:() 8

Table 8 (Cont.): Total Value of Imports and Exports in Goods in the Palestinian Territory* by H.S Main Groups, 2009

Value in Thousand US \$

HS Code	Main Groups	Exports	Imports				
8443	Printing machinery used for printing by means of the printing type, blocks, plates, cylinders and other printing components of heading 8442; ink-jet printing machines, other than those of heading 8471; machines for uses ancillary to printing	89	9,639	84.71			
8445	Machines for preparing textile fibres; spinning, doubling or twisting machines and other machinery for producing textile yarns; textile reeling or winding (including weft-winding) machines and machines for preparing textile yarns for use on the machines o	-	3		()	
				84.47	84.46		
8447	Knitting machines, stitch-bonding machines and machines for making gimped yarn, tulle, lace, embroidery, trimmings, braid or net and machines for tufting	2	74				
8448	Auxiliary machinery for use with machines of heading 8444, 8445, 8446 or 8447 (for example, dobbies, jacquards, automatic stop motions, shuttle changing mechanisms); parts and accessories suitable for use solely or principally with the machines of this he	-	8	84.46	84.45	84.44) 84.47
8450	Household or laundry-type washing machines, including machines which both wash and dry	32	7,575				
8451	Machinery (other than machines of heading 8450) for washing, cleaning, wringing, drying, ironing, pressing (including fusing presses), bleaching, dyeing, dressing, finishing, coating or impregnating textile yarns, fabrics or made-up textile articles and m	32	577		(84.50)	
					()	
8452	Sewing machines, other than book-sewing machines of heading 8440; furniture, bases and covers specially designed for sewing machines; sewing machine needles	736	1,339		84.40		
8453	Machinery for preparing, tanning or working hides, skins or leather or for making or repairing footwear or other articles of hides, skins or leather, other than sewing machines	1	207				
8454	Converters, ladles, ingot moulds and casting machines, of a kind used in metallurgy or in metal foundries	1	171				
8455	Metal-rolling mills and rolls therefor	-	85		()	
8456	Machine-tools for working any material by removal of material, by laser or other light or photon beam, ultrasonic, electrodischarge, electrochemical, electron beam, ionic-beam or plasma arc processes	-	11				
					"	"	
8458	Lathes (including turning centres) for removing metal	1	165		()	

2009

*

:() 8

Table 8 (Cont.): Total Value of Imports and Exports in Goods in the Palestinian Territory* by H.S Main Groups, 2009

Value in Thousand US \$

HS Code	Main Groups	Exports	Imports	
8459	Machine-tools (including way-type unit head machines) for drilling, boring, milling, threading or tapping by removing metal, other than lathes (including turning centres) of heading No 8458	-	7	() 84.58
8460	Machine-tools for deburring, sharpening, grinding, honing, lapping, polishing or otherwise finishing metal or cermets by means of grinding stones, abrasives or polishing products, other than gear cutting, gear grinding or gear finishing machines of heading	-	252	() 84.61
8461	Machine-tools for planing, shaping, slotting, broaching, gear cutting, gear grinding or gear finishing, sawing, cutting-off and other machine-tools working by removing metal or cermets, not elsewhere specified or included	210	72	()
8462	Machine-tools (including presses) for working metal by forging, hammering or die-stamping; machine-tools (including presses) for working metal by bending, folding, straightening, flattening, shearing, punching or notching; presses for working metal or met	19	484) () (
8463	Other machine-tools for working metal or cermets, without removing material	-	30	()
8464	Machine-tools for working stone, ceramics, concrete, asbestos-cement or like mineral materials or for cold-working glass	7	3,192	()
8465	Machine-tools (including machines for nailing, stapling, glueing or otherwise assembling) for working wood, cork, bone, hard rubber, hard plastics or similar hard materials	46	1,333	()
8466	Parts and accessories suitable for use solely or principally with the machines of heading Nos 8456 to 8465, including work or tool holders, self-opening dieheads, dividing heads and other special attachments for machine-tools; tool holders for any type of	-	408	84.56 84.65
8467	Tools for working in the hand, pneumatic, hydraulic or with self-contained electric or non-electric motor	156	4,851	
8468	Machinery and apparatus for soldering, brazing or welding, whether or not capable of cutting, other than those of heading 8515; gas-operated surface tempering machines and appliances	-	17	85.15
8470	Calculating machines and pocket-size data-recording, reproducing and displaying machines with calculating functions; accounting machines, postage-franking machines, ticket-issuing machines and similar machines, incorporating a calculating device; cash reg	14	113	

2009

*

:() 8

Table 8 (Cont.): Total Value of Imports and Exports in Goods in the Palestinian Territory* by H.S Main Groups, 2009

Value in Thousand US \$

HS Code	Main Groups	Exports	Imports	
8471	Automatic data-processing machines and units thereof; magnetic or optical readers, machines for transcribing data onto data media in coded form and machines for processing such data, not elsewhere specified or included	463	21,160	
8472	Other office machines (for example, hectograph or stencil duplicating machines, addressing machines, automatic banknote dispensers, coin-sorting machines, coin-counting or wrapping machines, pencil-sharpening machines, perforating or stapling machines)	218	2,946)
8473	Parts and accessories (other than covers, carrying cases and the like) suitable for use solely or principally with machines of headings 8469 to 8472	3,085	18,115	()
8474	Machinery for sorting, screening, separating, washing, crushing, grinding, mixing or kneading earth, stone, ores or other mineral substances, in solid (including powder or paste) form; machinery for agglomerating, shaping or moulding solid mineral fuels,	67	1,831	()
8475	Machines for assembling electric or electronic lamps, tubes or valves or flashbulbs, in glass envelopes; machines for manufacturing or hot working glass or glassware	-	0	
8476	Automatic goods-vending machines (for example, postage stamp, cigarette, food or beverage machines), including money-changing machines	-	25	() " "
8477	Machinery for working rubber or plastics or for the manufacture of products from these materials, not specified or included elsewhere in this chapter	2	3,965	
8478	Machinery for preparing or making up tobacco, not specified or included elsewhere in this chapter	-	2,606	
8479	Machines and mechanical appliances having individual functions, not specified or included elsewhere in this chapter	5	2,348	
8480	Moulding boxes for metal foundry; mould bases; moulding patterns; moulds for metal (other than ingot moulds), metal carbides, glass, mineral materials, rubber or plastics	65	563	()
8481	Taps, cocks, valves and similar appliances for pipes, boiler shells, tanks, vats or the like, including pressure-reducing valves and thermostatically controlled valves	1,894	6,119	()
8482	Ball or roller bearings	-	1,553	" "
8483	Transmission shafts (including cam shafts and crank shafts) and cranks; bearing housings and plain shaft bearings; gears and gearing; ball or roller screws; gear boxes and other speed changers, including torque converters; flywheels and pulleys, including universal joints.	-	878	()

2009

*

:() 8

Table 8 (Cont.): Total Value of Imports and Exports in Goods in the Palestinian Territory* by H.S Main Groups, 2009

Value in Thousand US \$

HS Code	Main Groups	Exports	Imports		
8484	Gaskets and similar joints of metal sheeting combined with other material or of two or more layers of metal; sets or assortments of gaskets and similar joints, dissimilar in composition, put up in pouches, envelopes or similar packings; mechanical seals	-	551		
8487	Machinery parts, n.e.s. in chapter 84 (excl. parts containing electrical connectors, insulators, coils, contacts or other electrical features)	-	33		
8501	Electric motors and generators (excluding generating sets)	469	2,983	()
8502	Electric generating sets and rotary converters	4	3,483		
8503	Parts suitable for use solely or principally with the machines of heading No 8501 or 8502	7	143	85.02	85.01
8504	Electrical transformers, static converters (for example, rectifiers) and inductors	-	2,597	()
8505	Electro-magnets; permanent magnets and articles intended to become permanent magnets after magnetisation; electromagnetic or permanent magnet chucks, clamps and similar holding devices; electromagnetic couplings, clutches and brakes; electromagnetic lifti	-	46		
8506	Primary cells and primary batteries	573	579	()
8507	Electric accumulators, including separators therefor, whether or not rectangular (including square)	633	4,993		()
8508	Vacuum cleaners	11	1,211		
8509	Electromechanical domestic appliances, with self-contained electric motor	278	19,804		80.08
8510	Shavers, hair clippers and hair-removing appliances, with self-contained electric motor	12	813		
8511	Electrical ignition or starting equipment of a kind used for spark-ignition or compression-ignition internal combustion engines, e.g. ignition magnetos, magneto-dynamos, ignition coils, sparking plugs, glow plugs and starter motors; generators, e.g. dynam	-	211)	()
8512	Electrical lighting or signalling equipment (excluding articles of heading 8539), windscreen wipers, defrosters and demisters, of a kind used for cycles or motor vehicles	13	5,426	(85.39)
8513	Portable electric lamps designed to function by their own source of energy (for example, dry batteries, accumulators, magnetos), other than lighting equipment of heading 8512	-	91)	85.12 (

2009

*

:() 8

Table 8 (Cont.): Total Value of Imports and Exports in Goods in the Palestinian Territory* by H.S Main Groups, 2009

Value in Thousand US \$

HS Code	Main Groups	Exports	Imports	
8514	Industrial or laboratory electric furnaces and ovens (including those functioning by induction or dielectric loss); other industrial or laboratory equipment for the heat treatment of materials by induction or dielectric loss	-	37	" ") (" "
8515	Electric (including electrically heated gas), laser or other light or photon beam, ultrasonic, electron beam, magnetic pulse or plasma arc soldering, brazing or welding machines and apparatus, whether or not capable of cutting; electric machines and appar	-	363) (" "
8516	Electric instantaneous or storage water heaters and immersion heaters; electric space heating apparatus and soil heating apparatus; electrothermic hair-dressing apparatus (for example, hair dryers, hair curlers, curling tong heaters) and hand dryers; elec	354	18,400) (
8517	Electrical apparatus for line telephony or line telegraphy, including line telephone sets with cordless handsets and telecommunication apparatus for carrier-current line systems or for digital line systems; videophones	884	43,418	()
8518	Microphones and stands therefor; loudspeakers, whether or not mounted in their enclosures; headphones and earphones, whether or not combined with a microphone, and sets consisting of a microphone and one or more loudspeakers; audio-frequency electric ampl	18	1,340	()
8519	Turntables (record-decks), record-players, cassette-players and other sound reproducing apparatus, not incorporating a sound recording device	-	92	" " " "
8521	Video recording or reproducing apparatus, whether or not incorporating a video tuner	34	1,441	() " "
8522	Parts and accessories suitable for use solely or principally with the apparatus of headings 8519 to 8521	-	30	85.19 85.21
8523	Prepared unrecorded media for sound recording or similar recording of other phenomena, other than products of Chapter 37	719	10,185	37
8525	Transmission apparatus for radio-telephony, radio-telegraphy, radio-broadcasting or television, whether or not incorporating reception apparatus or sound recording or reproducing apparatus; television cameras; still image video cameras and other video cam	-	3,138	() " "
8526	Radar apparatus, radio navigational aid apparatus and radio remote control apparatus	-	42	" "

2009

*

:() 8

Table 8 (Cont.): Total Value of Imports and Exports in Goods in the Palestinian Territory* by H.S Main Groups, 2009

Value in Thousand US \$

HS Code	Main Groups	Exports	Imports		
8527	Reception apparatus for radio-telephony, radio-telegraphy or radio-broadcasting, whether or not combined, in the same housing, with sound recording or reproducing apparatus or a clock	169	1,900		
8528	Reception apparatus for television, whether or not incorporating radio-broadcast receivers or sound or video recording or reproducing apparatus; video monitors and video projectors	6	11,461	()	()
8529	Parts suitable for use solely or principally with the apparatus of headings 8525 to 8528	1	490	85.25	85.28
8530	Electrical signalling, safety or traffic control equipment for railways, tramways, roads, inland waterways parking facilities, port installations or airfields (other than those of heading 8608)	-	3)	(86.08
8531	Electric sound or visual signalling apparatus (for example, bells, sirens, indicator panels, burglar or fire alarms), other than those of heading 8512 or 8530	104	1,018))
8532	Electrical capacitors, fixed, variable or adjustable (pre-set)	-	26	85.30	85.12 (
8533	Electrical resistors (including rheostats and potentiometers), other than heating resistors	-	6	" ") (" "
8534	Printed circuits	-	2		" "
8535	Electrical apparatus for switching or protecting electrical circuits, or for making connections to or in electrical circuits (for example, switches, fuses, lightning arresters, voltage limiters, surge suppressors, plugs, junction boxes), for a voltage exc	304	1,465)	" "
8536	Electrical apparatus for switching or protecting electrical circuits, or for making connections to or in electrical circuits (for example, switches, relays, fuses, surge suppressors, plugs, sockets, lamp-holders, junction boxes), for a voltage not exceedi	1,538	3,526	() V1000	" " (
8537	Boards, panels, consoles, desks, cabinets and other bases, equipped with two or more apparatus of heading 8535 or 8536, for electric control or the distribution of electricity, including those incorporating instruments or apparatus of Chapter 90, and nume	1,097	1,562)	(" "
8538	Parts suitable for use solely or principally with the apparatus of heading 8535, 8536 or 8537	27	444	V1000	" " (" "
				85.36	85.35
					90
				85.36	85.37

2009

*

:() 8

Table 8 (Cont.): Total Value of Imports and Exports in Goods in the Palestinian Territory* by H.S Main Groups, 2009

Value in Thousand US \$

HS Code	Main Groups	Exports	Imports		
8539	Electric filament or discharge lamps, including sealed-beam lamp units and ultraviolet or infrared lamps; arc-lamps	468	1,789	"	"
8540	Thermionic, cold cathode or photocathode valves and tubes (for example, vacuum or vapour or gas filled valves and tubes, mercury arc rectifying valves and tubes, cathode-ray tubes, television camera tubes)	-	0)	()
8541	Diodes, transistors and similar semiconductor devices; photosensitive semiconductor devices, including photovoltaic cells whether or not assembled in modules or made-up into panels; light-emitting diodes; mounted piezo-electric crystals	-	112	(
8542	Electronic integrated circuits and microassemblies	1,242	5,467	"	"
8543	Electrical machines and apparatus, having individual functions, not specified or included elsewhere in this chapter	-	627		
8544	Insulated (including enamelled or anodised) wire, cable (including coaxial cable) and other insulated electric conductors, whether or not fitted with connectors; optical fibre cables, made-up of individually sheathed fibres, whether or not assembled with	2,219	11,758	()
8545	Carbon electrodes, carbon brushes, lamp carbons, battery carbons and other articles of graphite or other carbon, with or without metal, of a kind used for electrical purposes	-	16	"	"
8546	Electrical insulators of any material	-	44		
8548	Waste and scrap of primary cells, primary batteries and electric accumulators; spent primary cells, spent primary batteries and spent electric accumulators; electrical parts of machinery or apparatus, not specified or included elsewhere in this chapter	-	1	"	"
8609	Containers (including containers for the transport of fluids) specially designed and equipped for carriage by one or more modes of transport	1	94	()
8701	Tractors (other than tractors of heading 8709)	5	7,004	(87.09)
8702	Motor vehicles for the transport of 10 or more persons, including the driver	-	8,688		
8703	Motor cars and other motor vehicles principally designed for the transport of persons (other than those of heading 8702), including station wagons and racing cars	159	138,084)	" "
					(87.02

2009

*

:() 8

Table 8 (Cont.): Total Value of Imports and Exports in Goods in the Palestinian Territory* by H.S Main Groups, 2009

Value in Thousand US \$

HS Code	Main Groups	Exports	Imports		
8704	Motor vehicles for the transport of goods	152	60,517		
8705	Special purpose motor vehicles, other than those principally designed for the transport of persons or goods (for example, breakdown lorries, crane lorries, fire-fighting vehicles, concrete-mixer lorries, road sweeper lorries, spraying lorries, mobile work	653	3,872)	
8707	Bodies (including cabs), for the motor vehicles of headings 8701 to 8705	1	107	(87.05 87.01
8708	Parts and accessories of the motor vehicles of heading 8701 to 8705	5871	40,053		87.05 87.01
8709	Works trucks, self-propelled, not fitted with lifting or handling equipment, of the type used in factories, warehouses, dock areas or airports for short distance transport of goods; tractors of the type used on railway station platforms; parts of the fore	1228	546		
8711	Motor-cycles (including mopeds) and cycles fitted with an auxiliary motor, with or without side-cars; side-cars	-	226		
8712	Bicycles and other cycles (including delivery tricycles), not motorized	-	0)	
8713	Carriages for disabled persons, whether or not motorised or otherwise mechanically propelled	-	85	(
8714	Parts and accessories of vehicles of headings 8711 to 8713	2	24		87.13 87.11
8715	Baby carriages and parts thereof	2	135		
8716	Trailers and semi-trailers; other vehicles, not mechanically propelled; parts thereof	110	322	" "	
8903	Yachts and other vessels for pleasure or sports; rowing boats and canoes	-	1	()	
9001	Optical fibres and optical fibre bundles; optical fibre cables other than those of heading No 8544; sheets and plates of polarising material; lenses (including contact lenses), prisms, mirrors and other optical elements, of any material, unmounted, other	13	727	85.44	()
9002	Lenses, prisms, mirrors and other optical elements, of any material, mounted, being parts of or fittings for instruments or apparatus, other than such elements of glass not optically worked	-	62		
9003	Frames and mountings for spectacles, goggles or the like, and parts thereof	-	64		
9004	Spectacles, goggles and the like, corrective, protective or other	3	200		

2009

*

:() 8

Table 8 (Cont.): Total Value of Imports and Exports in Goods in the Palestinian Territory* by H.S Main Groups, 2009

Value in Thousand US \$

HS Code	Main Groups	Exports	Imports	
9005	Binoculars, monoculars, other optical telescopes, and mountings therefor; other astronomical instruments and mountings therefor, but not including instruments for radio-astronomy	38	5	()
9006	Photographic (other than cinematographic) cameras; photographic flashlight apparatus and flashbulbs other than discharge lamps of heading 8539	31	1,354	() 85.39
9007	Cinematographic cameras and projectors, whether or not incorporating sound recording or reproducing apparatus	-	165	" "
9008	Image projectors, other than cinematographic; photographic (other than cinematographic) enlargers and reducers	1	116	() ()
9010	Apparatus and equipment for photographic (including cinematographic) laboratories (including apparatus for the projection or drawing of circuit patterns on sensitised semi-conductor materials), not specified or included elsewhere in this chapter; negatosc	5	356) (" "
9011	Compound optical microscopes, including those for photomicrography, cinephotomicrography or microprojection	-	6,939	()
9012	Microscopes other than optical microscopes; diffraction apparatus	-	34	" "
9013	Liquid crystal devices not constituting articles provided for more specifically in other headings; lasers, other than laser diodes; other optical appliances and instruments, not specified or included elsewhere in this chapter	-	9	()
9014	Direction finding compasses; other navigational instruments and appliances	-	5	
9015	Surveying (including photogrammetrical surveying), hydrographic, oceanographic, hydrological, meteorological or geophysical instruments and appliances, excluding compasses; rangefinders	0	276	()
9016	Balances of a sensitivity of 5 cg or better, with or without weights	198	59	5
9017	Drawing, marking-out or mathematical calculating instruments (for example, drafting machines, pantographs, protractors, drawing sets, slide rules, disc calculators); instruments for measuring length, for use in the hand (for example, measuring rods and ta	-	253	" ")) (" "
9018	Instruments and appliances used in medical, surgical, dental or veterinary sciences, including scintigraphic apparatus, other electromedical apparatus and sight-testing instruments	4,106	25,135	()

2009

*

:() 8

Table 8 (Cont.): Total Value of Imports and Exports in Goods in the Palestinian Territory* by H.S Main Groups, 2009

Value in Thousand US \$

HS Code	Main Groups	Exports	Imports				
9019	Mechano-therapy appliances; massage apparatus; psychological aptitude-testing apparatus; ozone therapy, oxygen therapy, aerosol therapy, artificial respiration or other therapeutic respiration apparatus	-	1,320				
9020	Other breathing appliances and gas masks, excluding protective masks having neither mechanical parts nor replaceable filters	-	5				
9021	Orthopaedic appliances, including crutches, surgical belts and trusses; splints and other fracture appliances; artificial parts of the body; hearing aids and other appliances which are worn or carried, or implanted in the body, to compensate for a defect	10	743				
9022	Apparatus based on the use of X-rays or of alpha, beta or gamma radiations, whether or not for medical, surgical, dental or veterinary uses, including radiography or radiotherapy apparatus, X-ray tubes and other X-ray generators, high tension generators,	-	3,007				
9023	Instruments, apparatus and models, designed for demonstrational purposes (for example, in education or exhibitions), unsuitable for other uses	461	3,267	()		
9024	Machines and appliances for testing the hardness, strength, compressibility, elasticity or other mechanical properties of materials (for example, metals, wood, textiles, paper, plastics)	-	2,608	()		
9025	Hydrometers and similar floating instruments, thermometers, pyrometers, barometers, hygrometers and psychrometers, recording or not, and any combination of these instruments	-	81	()	()
9026	Instruments and apparatus for measuring or checking the flow, level, pressure or other variables of liquids or gases (for example, flow meters, level gauges, manometers, heat meters), excluding instruments and apparatus of heading 9014, 9015, 9028 or 9032	-	190	"	")	
9027	Instruments and apparatus for physical or chemical analysis (for example, polarimeters, refractometers, spectrometers, gas or smoke analysis apparatus); instruments and apparatus for measuring or checking viscosity, porosity, expansion, surface tension or	99	1,173	90.28	90.15	90.14	(
9028	Gas, liquid or electricity supply or production meters, including calibrating meters therefor	102	1,445	"	")	"
				"	"	"	(

2009

*

:() 8

Table 8 (Cont.): Total Value of Imports and Exports in Goods in the Palestinian Territory* by H.S Main Groups, 2009

Value in Thousand US \$

HS Code	Main Groups	Exports	Imports	
9029	Revolution counters, production counters, taximeters, milometers, pedometers and the like; speed indicators and tachometers, other than those of heading 9014 or 9015; stroboscopes	-	279	" ") 90.14 ()
9030	Oscilloscopes, spectrum analysers and other instruments and apparatus for measuring or checking electrical quantities, excluding meters of heading 9028; instruments and apparatus for measuring or detecting alpha, beta, gamma, X-ray, cosmic or other ionisi	32	8,942	() 90.15 90.28 ()
9031	Measuring or checking instruments, appliances and machines, not specified or included elsewhere in this chapter; profile projectors	-	346	
9032	Automatic regulating or controlling instruments and apparatus	158	1,714	
9033	Parts and accessories (not specified or included elsewhere in this chapter) for machines, appliances, instruments or apparatus of Chapter 90	-	29	90
9101	Wristwatches, pocket-watches and other watches, including stopwatches, with case of precious metal or of metal clad with precious metal	-	300	
9102	Wristwatches, pocket-watches and other watches, including stopwatches, other than those of heading 9101	-	311	
9103	Clocks with watch movements, excluding clocks of heading 9104	-	66	(91.04)
9104	Instrument panel clocks and clocks of a similar type for vehicles, aircraft, spacecraft or vessels	-	0	" "
9105	Other clocks	0	305	
9106	Time of day recording apparatus and apparatus for measuring, recording or otherwise indicating intervals of time, with clock or watch movement or with synchronous motor (for example, time-registers, time-recorders)	0	58	()
9107	Time switches, with clock or watch movement or with synchronous motor	-	7	
9108	Watch movements, complete and assembled	-	25	
9109	Clock movements, complete and assembled	-	376	
				91.08

2009

*

:() 8

Table 8 (Cont.): Total Value of Imports and Exports in Goods in the Palestinian Territory* by H.S Main Groups, 2009

Value in Thousand US \$

HS Code	Main Groups	Exports	Imports	
9110	Complete watch or clock movements, unassembled or partly assembled (movement sets); incomplete watch or clock movements, assembled; rough watch or clock movements	-	0	()
9111	Watch cases and parts thereof	-	0	91.02 91.01
9113	Watch straps, watch bands and watch bracelets, and parts thereof	-	1	
9114	Other clock or watch parts	-	9	
9201	Pianos, including automatic pianos; harpsichords and other keyboard stringed instruments	-	0	" "
9202	Other string musical instruments (for example, guitars, violins, harps)	21	1,242	(" ")
9205	Other wind musical instruments (for example, clarinets, trumpets, bagpipes)	-	43	()
9206	Percussion musical instruments (for example, drums, xylophones, cymbals, castanets, maracas)	4	43	(" ")
9207	Musical instruments, the sound of which is produced, or must be amplified, electrically (for example, organs, guitars, accordions)	-	0)
9208	Musical boxes, fairground organs, mechanical street organs, mechanical singing birds, musical saws and other musical instruments not falling within any other heading of this chapter; decoy calls of all kinds; whistles, call horns and other mouth-blown sou	-	4	" "
9209	Parts (for example, mechanisms for musical boxes) and accessories (for example, cards, discs and rolls for mechanical instruments) of musical instruments; metronomes, tuning forks and pitch pipes of all kinds	0	8) () " " () " "
9401	Seats (other than those of heading 9402), whether or not convertible into beds, and parts thereof	7,250	2,897	(94.02)
9402	Medical, surgical, dental or veterinary furniture (for example, operating tables, examination tables, hospital beds with mechanical fittings, dentists' chairs); barbers' chairs and similar chairs, having rotating as well as both reclining and elevating mo	45	1,200) (
9403	Other furniture and parts thereof	19,703	14,275	

2009

*

:() 8

Table 8 (Cont.): Total Value of Imports and Exports in Goods in the Palestinian Territory* by H.S Main Groups, 2009

Value in Thousand US \$

HS Code	Main Groups	Exports	Imports				
9404	Mattress supports; articles of bedding and similar furnishing (for example, mattresses, quilts, eiderdowns, cushions, pouffes and pillows) fitted with springs or stuffed or internally fitted with any material or of cellular rubber or plastics, whether or	24,797	2,597	" ")	" "	(" "
9405	Lamps and lighting fittings including searchlights and spotlights and parts thereof, not elsewhere specified or included; illuminated signs, illuminated name-plates and the like, having a permanently fixed light source, and parts thereof not elsewhere spe	45	2,867	()	
9503	Other toys; reduced-size ('scale') models and similar recreational models, working or not; puzzles of all kinds	8	3,290	" "			
9504	Articles for funfair, table or parlour games, including pintables, billiards, special tables for casino games and automatic bowling alley equipment	644	1,247			" "	()
9505	Festive, carnival or other entertainment articles, including conjuring tricks and novelty jokes	8	51				
9506	Articles and equipment for general physical exercise, gymnastics, athletics, other sports (including table-tennis) or outdoor games, not specified or included elsewhere in this chapter; swimming pools and paddling pools	883	3,403)			(
9507	Fishing rods, fish-hooks and other line fishing tackle; fish landing nets, butterfly nets and similar nets; decoy 'birds' (other than those of heading No 9208 or 9705) and similar hunting or shooting requisites	-	0)	()		
9508	Roundabouts, swings, shooting galleries and other fairground amusements; travelling circuses and travelling menageries; travelling theatres	-	42			(97.05	92.08
9601	Worked ivory, bone, tortoiseshell, horn, antlers, coral, mother-of-pearl and other animal carving material, and articles of these materials (including articles obtained by moulding)	0	74	()	
9602	Worked vegetable or mineral carving material and articles of these materials; moulded or carved articles of wax, of stearin, of natural gums or natural resins or of modelling pastes, and other moulded or carved articles, not elsewhere specified or include	-	25				

2009

*

:() 8

Table 8 (Cont.): Total Value of Imports and Exports in Goods in the Palestinian Territory* by H.S Main Groups, 2009

Value in Thousand US \$

HS Code	Main Groups	Exports	Imports	
9603	Brooms, brushes (including brushes constituting parts of machines, appliances or vehicles), hand-operated mechanical floor sweepers, not motorised, mops and feather dusters; prepared knots and tufts for broom or brush making; paint pads and rollers; squee	104	1,480	()
9604	Hand sieves and hand riddles	2	5	
9605	Travel sets for personal toilet, sewing or shoe or clothes cleaning	-	1	()
9606	Buttons, press-fasteners, snap-fasteners and press-studs, button moulds and other parts of these articles; button blanks	3	58	()
9607	Slide fasteners and parts thereof	-	83	
9608	Ballpoint pens; felt-tipped and other porous-tipped pens and markers; fountain pens, stylograph pens and other pens; duplicating stylos; propelling or sliding pencils; pen-holders, pencil-holders and similar holders; parts (including caps and clips) of th	3	1,154	()
9609	Pencils (other than pencils of heading 9608), crayons, pencil leads, pastels, drawing charcoals, writing or drawing chalks and tailors' chalks	-	451	(96.08)
9610	Slates and boards, with writing or drawing surfaces, whether or not framed	-	149	
9611	Date, sealing or numbering stamps, and the like (including devices for printing or embossing labels), designed for operating in the hand; hand-operated composing sticks and hand printing sets incorporating such composing sticks	13	64) (
9612	Typewriter or similar ribbons, inked or otherwise prepared for giving impressions, whether or not on spools or in cartridges; ink-pads, whether or not inked, with or without boxes	-	37	()
9613	Cigarette lighters and other lighters, whether or not mechanical or electrical, and parts thereof other than flints and wicks	1	228	(36.03)
9614	Smoking pipes (including pipe bowls) and cigar or cigarette holders, and parts thereof	0	635	()
9615	Combs, hair-slides and the like; hairpins, curling pins, curling grips, hair-curlers and the like, other than those of heading 8516, and parts thereof	39	418	85.16
9616	Scent sprays and similar toilet sprays, and mounts and heads therefor; powder-puffs and pads for the application of cosmetics or toilet preparations	2	205	

2009

*

:() 8

Table 8 (Cont.): Total Value of Imports and Exports in Goods in the Palestinian Territory* by H.S Main Groups, 2009

Value in Thousand US \$

HS Code	Main Groups	Exports	Imports	
9617	Vacuum flasks and other vacuum vessels, complete with cases; parts thereof other than glass inners	0	255)
9618	Tailors' dummies and other lay figures; automata and other animated displays used for shop window dressing	-	71	(
9701	Paintings, drawings and pastels, executed entirely by hand, other than drawings of heading 4906 and other than hand-painted or hand-decorated manufactured articles; collages and similar decorative plaques	1	48	49.06
9703	Original sculptures and statuary, in any material	32	862	()
9999	Other commodities	36,341	74,134	
Total		518,355	3,600,785	

*: The data excludes that part of Jerusalem which was annexed forcefully by Israel following its occupation of the West Bank in 1967.

.1967

:*

2009 - 2008

*

:9

Table 9: Total Value of Imports and Exports in Goods in the Palestinian Territory* by Data Sources, 2008 - 2009

Value in Thousand US \$

Data Source	Total Value of Exports		Total Value of Imports		
	2009	2008	2009	2008	
General Custom Data for Direct Imports	-	-	935,969	655,563	/
General Custom Data for Euro-1 Certificates	4,735	8,486	-	-	/
VAT Department Data for Clearance Vouchers	451,775	498,623	1,209,361	1,114,073	/
VAT Department Data for great Israeli Companies	-	-	304,451	281,196	/
Electricity Data	-	-	354,605	364,219	بيانات الكهرباء
Water Authority Data	-	-	36,441	35,921	
Ministry of National Economy data for Certificate of Origin	60,126	50,538	-	-	/
General Petroleum Corporation Data	-	-	757,434	1,014,105	
Ministry of Agriculture Data	1,719	799	2,497	976	
Ministry of Telecommunications and Information Technology	-	-	27	115	
Total	518,355	558,446	3,600,785	3,466,168	

*: The data excludes that part of Jerusalem which was annexed forcefully by Israel following its occupation of the West Bank in 1967.

.1967

:*

2009 - 2008

*

:10

Table 10: Total Value of Imports and Exports in Goods in the Palestinian Territory* by Broad Economic Categories, 2008 - 2009

Value in Thousand US \$

BEC Code	BEC Description	Exports		Imports	
		2009	2008	2009	2008
111	Food and beverages primary mainly for industry.	7,645	7,509	147,133	124,586
112	Food and beverages primary mainly for household consumption.	21,415	15,985	61,598	54,023
121	Food and beverages processed mainly for industry.	9,845	10,510	85,291	79,811
122	Food and beverages processed mainly for household consumption.	43,564	49,682	299,955	251,880
210	Industrial supplies n.e.s primary.	56,432	62,735	44,666	34,956
220	Industrial supplies n.e.s processed.	203,623	231,072	749,607	621,840
310	Fuels and lubricants, primary.	1,256	1,429	1,160	1,182
321	Fuels and lubricants, processed for motor spirit.	1,789	1,564	696,048	908,189
322	Fuels and lubricants, processed for other uses.	1	1	467,154	481,103
410	Capital goods (except transport equipment).	15,234	23,137	165,395	123,791
420	Parts and accessories of capital goods (except transport equipment).	10,238	12,455	59,884	46,568
510	Transport equipment, and parts and accessories of passenger motor cars.	796	863	147,301	117,336
521	Transport equipment for industrial uses.	982	910	66,587	28,287
522	Transport equipment non - industrial uses.	30	4	323	1,025
530	Parts and accessories of all kinds of transport equipment.	8,631	8,546	47,421	31,645
610	Durable consumer goods n.e.s.	24,210	23,570	82,413	76,662
620	Semi - durable consumer goods n.e.s.	64,720	60,377	85,925	70,895
630	Non - durable consumer goods n.e.s.	37,704	38,902	188,486	124,130
700	Goods n.e.s.in broad economic categories.	10,240	9,195	204,438	288,259
Total		518,355	558,446	3,600,785	3,466,168

*: The data excludes that part of Jerusalem which was annexed forcefully by Israel following its occupation of the West Bank in 1967. .1967

:*

2009 - 2000

*

:11

Table 11: Total Value of Imports, Exports, Net Balance and Trade Transaction in Services in the Palestinian Territory* with Israel, 2000 - 2009

Value in Thousand US \$

Transaction Trade	Net Balance Trade	Total of Exports	Total of Imports	Year
212,203	46,029	129,116	83,087	2000
151,004	18,538	84,771	66,233	2001
115,327	17,315	66,321	49,006	2002
134,711	11,537	73,124	61,587	2003
186,605	-1,453	92,576	94,029	2004
246,921	8,563	127,742	119,179	2005
254,553	8,087	131,320	123,233	2006
226,497	17,173	121,835	104,662	2007
221,665	31,457	126,561	95,104	2008
254,108	-8,196	122,956	131,152	2009

*: The data excludes that part of Jerusalem which was annexed forcefully by Israel following its occupation of the West Bank in 1967.

:*

2009 - 2008

*

:12

Table 12: Total Value of Imports, Exports in Services in the Palestinian Territory* with Israel by Month and Quarter, 2008 - 2009

Value in Thousand US \$

Period	Total Value of Exports		Total Value of Imports	
	2009	2008	2009	2008
January	6,535	8,278	8,065	5,538
February	8,901	9,323	11,152	6,267
March	11,558	8,922	11,909	5,543
Total First Quarter	26,994	26,523	31,126	17,348
April	8,971	11,931	8,906	11,115
May	10,245	11,114	11,346	6,713
June	14,446	10,784	12,397	9,521
Total Second Quarter	33,662	33,829	32,649	27,349
July	12,769	12,033	11,241	10,272
August	9,331	11,089	12,151	9,967
September	9,037	11,096	10,859	8,323
Total Third Quarter	31,137	34,218	34,251	28,562
October	11,565	8,892	10,958	7,535
November	9,411	11,655	10,449	7,770
December	10,187	11,444	11,719	6,540
Total Fourth Quarter	31,163	31,991	33,126	21,845
Total	122,956	126,561	131,152	95,104

*: The data excludes that part of Jerusalem which was annexed forcefully by Israel following its occupation of the West Bank in 1967.

*:

2009 - 2008

*

:13

Table 13: Total Value of Imports, Exports in Services in the Palestinian Territory* with Israel by Main Categories of Service, 2008 - 2009


Value in Thousand US \$

Main Categories	Exports		Imports	
	2009	2008	2009	2008
Transportation Services	8,579	6,688	30,442	20,960
Travel Services	501	300	768	474
Telecommunication Services	34,215	26,271	42,815	43,929
Construction Services	21,016	25,130	5,061	3,503
Insurance Services	47	69	19	50
Finance Services	0	-	6	2
Computer and Information Services	266	533	1,426	1,741
Franchising and Licensing Duties Services	1	3	203	900
Other Business Services	55,652	66,444	47,796	21,458
Cultural and Entertainment Services	2,679	1,123	2,616	2,087
Total	122,956	126,561	131,152	95,104

*: The data excludes that part of Jerusalem which was annexed forcefully by Israel following its occupation of the West Bank in 1967.

.1967

:*



**Palestinian National Authority
Palestinian Central Bureau of Statistics**

Registered Foreign Trade Statistics

Goods and Services, 2009

Main Results

March, 2011

PAGE NUMBERS OF ENGLISH TEXT ARE PRINTED IN SQUARE BRACKETS.
TABLES ARE PRINTED IN THE ARABIC ORDER (FROM RIGHT TO LEFT).

This document is prepared in accordance with the standard procedures stated in the Code of Practice for Palestine Official Statistics 2006

© March, 2011.
All rights reserved.

Suggested Citation:

Palestinian Central Bureau of Statistics, 2011. *Registered Foreign Trade Statistics - Goods and Services, 2009: Main Results.* Ramallah - Palestine.

All correspondence should be directed to:
Palestinian Central Bureau of Statistics
P.O.Box 1647 Ramallah, Palestine.

Tel: (972/970) 2 2982700
Fax: (972/970) 2 2982710
Toll free.: 1800300300
E-Mail :diwan@pcbs.gov.ps
Web-Site: <http://www.pcbs.gov.ps>

Acknowledgment

The Palestinian Central Bureau of Statistics (PCBS) extends its deep appreciations to all main official data sources and all Palestinian traders for their cooperation in providing necessary data pertaining to foreign trade statistics.

The Foreign Trade Statistics report 2009 was prepared by a technical team from PCBS. The preparation of this statistical report was funded by the Palestinian National Authority (PNA) and the Core Funding Group (CFG) for the year 2011 represented by the Representative Office of Norway to PNA and the Swiss Development and Cooperation Agency (SDC).

PCBS very much appreciates the distinctive efforts of the Core Funding Group (CFG) for their valuable contribution.

Team Work

- **Report Preparation**

Husam Khalifa

- **Dissemination Standards**

Hanan Janajreh

- **Preliminary Review**

Ibrahim AL –Tarsha

Jawad AL – Saleh

Mahmoud AL Qayya

- **Final Review**

Mahmoud Jaradat

- **Overall Supervision**

Ola Awad

President of PCBS

Preface

Since its establishment in 1993, the Palestinian Central Bureau of Statistics (PCBS) has strived to develop a national statistical system that covers the needs of planners, decision makers all other segments of users. PCBS has devoted great efforts to collect, harmonize and disseminate relevant and comparable statistics on foerign trade based on international standards

PCBS is pleased to release the fourteenth annual report on the registered Foreign Trade Statistics for the Palestinian Territory for the year 2009. This report provides statistics on imports, exports and net trade balance by month, year and trading partners. The report also provides statistics by point of entry and exit, nature of the structural composition of goods and services and their relative importance in the economy.

PCBS hopes that the published statistics in this report will provide researchers, scholars, and decision makers in the political and economic community with necessary indicators on the flow of goods and services in and out of Palestine, in addition to the consolidation of trade and economic relations with all countries and global economic unions.

March, 2011

**Ola Awad
President of PCBS**

List of Abbreviations

H.S	Harmonised Commodity Description and Coding System
BEC	Broad Economic Categories
EX.	Excluding
GATS	General Agreement on Trade in Services
N.E.S	Not elsewhere specified
VAT	Value Added Tax
US \$	United States of America Dollars
U.A.E	United Arab Emirates
USA	United States of America
EURO-1	Palestinian Certificate of Origin according to the Palestinian European Cooperation Agreement
NIS	New Israeli Shekel
JD	Jordanian Dinnar
-	No value
0	Value less than 500 US \$

Table of Contents

Subject	Page
Preface	
List of Tables	
List of Figures	
Summary	
Chapter One: Introduction	[19]
1.1 Aims of the report	[19]
1.2 Report Structure	[19]
Chapter Two: Concepts and Definitions	[21]
Chapter Three: Main Results	[23]
3.1 Imports and Exports of Goods by Year	[23]
3.2 Imports of Goods by Entry Passage in 2009	[23]
3.3 Exports of Goods by Exit Passage in 2009	[24]
Chapter Four: Methodology	[25]
4.1 Field Operations	[25]
4.2 Data Processing	[25]
Chapter Five: Data Quality	[27]
5.1 Accuracy of the Data	[27]
5.2 Comparison of the Data	[27]
5.3 Technical notes	[27]
Tables	37

List of Tables

Tables	Page
Table 1: Total Value of Imports, Exports in Goods, Net Balance and Transaction Trade in the Palestinian Territory, 1995 - 2009	39
Table 2: Total Value of Imports, Exports in Goods, National Exports and Re-Exports in the Palestinian Territory by Month and Quarter, 2008 - 2009	40
Table 3: Total Value of Imports, Exports in Goods, Net Balance and Trade Transaction in the Palestinian Territory by Country of Origin and Destination, 2008 - 2009	41
Table 4: Total Value of Imports and Exports in Goods in the Palestinian Territory by Entry and Exit Mean, 2008 - 2009	49
Table 5: Total Value of Imports and Exports in Goods in the Palestinian Territory by Entry and Exit Passage, 2008 - 2009	50
Table 6: Total Value of Imports and Exports in Goods in the Palestinian Territory by H.S Sections, 2009	51
Table 7: Total Value of Imports and Exports in Goods in the Palestinian Territory by H.S Chapters, 2009	53
Table 8: Total Value of Imports and Exports in Goods in the Palestinian Territory by H.S Main Groups, 2009	58
Table 9: Total Value of Imports and Exports in Goods in the Palestinian Territory by Data Sources, 2008 - 2009	126
Table 10: Total Value of Imports and Exports in Goods in the Palestinian Territory by Broad Economic Categories, 2008 - 2009	127
Table 11: Total Value of Imports, Exports, Net Balance and Trade Transaction in Services in the Palestinian Territory with Israel, 2000 - 2009	128
Table 12: Total Value of Imports, Exports in Services in the Palestinian Territory with Israel by Month and Quarter, 2008 - 2009	129
Table 13: Total Value of Imports, Exports in Services in the Palestinian Territory with Israel by Main Categories of Service, 2008 - 2009	130

List of Figures

Figure	Page
Figure 1: Distribution of Imports, Exports in Goods and Net Trade Balance in the Palestinian Territory, 1995 - 2009	[23]
Figure 2: Distribution of Imports in Goods in the Palestinian Territory by Entry Passage in 2009	[24]
Figure 3: Distribution of Exports in Goods in the Palestinian Territory by Exit Passage in 2009	[24]

Summary

Imports in Goods and Services:

Total value of imports of commodities had increased in 2009 by 3.9% compared to 2008 and amounted to US\$ 3,600.8 million compared to US\$ 3,466.2 million in 2008.

Regarding services from Israel, the total value reached US\$ 131.2 million with an increase by 37.9% compared to 2008. It is important to note in this context that both exports and imports in services are those collected from VAT vouchers only.

Exports in Goods and Services:

The total value of exports in 2009 reached US\$ 518.4 million reflecting a decrease by 7.2% compared to 2008 when the total value of exports was US\$ 558.4 million.

Total value of export of services to Israel was US\$ 123.0 million indicating a decrease by 2.8% compared to 2008.

Trade Balance:

The deficit in trade balance of goods amounted to US\$ 3,082.4 million in 2009 indicating an increase by 6.0% compared to 2008.

Services indicates a deficit of US\$ 8.2 million in trade balance with Israel in 2009 compared to a surplus in 2008 with US\$ 31.5.

Trade Partners:

Trade transactions in 2009 were with 144 countries. Israel represents 73.6% of the whole value of imported commodities, with a decrease by 5.1% compared to 2008. On the other hand, 87.5% of the whole value of commodities was exported to Israel, with a decrease by 9.2% compared to 2008.

The total value of imports from the European Countries in 2009 was US\$ 348.5 million, showing an increase by 55.8% compared to 2008; while direct exports to European Countries decreased by 41.6% in 2009 to reach US\$ 4.7 million compared to 2008.

The direct imports of commodities from Arab countries in 2009 increased by 22.5% to reach US\$ 92.0 million compared to 2008. Direct exports to Arab Countries in 2009 increased by 9.8% to reach US\$ 50.3 million compared to 2008. Direct exports to Jordan reached US\$ 28.9 million with a decrease by 15.4% compared to 2008.

Imports from the USA increased by 21.7% in 2009 to reach US\$ 40.3 million compared to 2008, while direct exports of commodities to the USA increased by 72.3% in 2009 to reach US\$ 6.1 million compared to 2008.

Chapter One

Introduction

The Foreign Trade Statistics with its three major indicators (imports, exports and trade balance) are considered vital requirements for the National Accounts and Balance of Payments. For these reasons, PCBS puts heavy emphasis on constructing a sound database for Foreign Trade Statistics in Palestine, and publishes a yearly report on the goods and services flowing to and from Palestine.

PCBS uses international recommendations in the compilation of Foreign Trade Statistics to ensure relevancy and comparability of its statistics to better serve all segments of users including international and civil society institutions as well as researchers and scholars.

1.1 Aims of the report

The report aims to provide statistics on:

- Imported and exported commodities distributed according to the country of origin and destination.
- The countries with which Palestine has commercial relations.
- Flow of goods according to the economic purposes.
- Flow of goods according to the means of entry and exit.
- Flow of goods according to the entry passages and borders.
- Flow of services according to the kind of service.

The mentioned statistics contribute to the calculation of relevant indicators including::

- The general net trade balance with partner countries.
- The per capita imports and exports.
- The commercial trade in services with Israel.

These indicators are necessary to serve:

- The preparation of national accounts, balance of payments, and other statistical programs.
- Research and economic analysis.
- Decision-makers and planners.
- International databases such as: UN, Arab League, ESCWA and others.

1.2 Report Structure

This report is divided into the following chapters:

Chapter One: Includes the introduction and aims of foreign trade statistics, and the report structure.

Chapter Two: Deals with basic concepts and definitions, measurement units and abbreviations included in the report.

Chapter Three: Presents the main results of the report

Chapter Four: Deals with the methodology in respect to data collection and coverage. It also deals with fieldwork activities for data collection, the methods of data processing and tabulation.

Chapter Five: Deals with data quality including statistical and non statistical errors.

Tables: The report includes 13 tables on the main indicators of Palestinian trade on goods and services.

Chapter Two

Concepts and Definitions

The Statistical Unit:

In Foreign Trade data, the statistical unit is considered by most countries to be the customs declaration, that is, the customs statement issued from the general customs department of countries with all of its enclosures, such as: the certificate of origin, the invoice, the packing list, the health certificate for medicines, food stuff and meat, the agriculture certificate and the release certificate, etc.

However, in Palestine, the clearance voucher of the value added taxation, the Israeli customs statement and other complementary data are considered the statistical unit in the Foreign Trade report. This was necessary due to the special situation in Palestine where border crossings is controlled by Israeli Authorities.

The Clearance Voucher for the Value Added Tax:

This is a unified invoice for both Israeli and Palestinian parties. Data includes the name of the licensed entity from both parties, the taxation number; the exchanged material with its type and value, the invoice number and the value added taxation. This shows the movement of trade exchange between the Palestinian Territory and Israel only.

Custom Declaration:

This is an Israeli document containing all the data related to Palestinian direct imports from other countries through the Israeli entries and ports, in addition to Damyah Bridge, Rafah and Allenby Bridge. A photocopy of the statement which represents direct imports to the Palestinian National Authority arrives to the Ministry of Finance but without enclosures since the Palestinian customs statement is partially applied in order to control the data of passengers entry from Jordan and Egypt only.

The Certificate of Origin:

This is a document issued by the Chambers of Commerce in the governorates and certified by the Ministry of National Economy and reflects data on exports of national origin and re-exported goods to Jordan and the Arab states and other countries of the world except Israel, in addition to the certificate of origin for the European Partnership issued by the Directorate General of Customs and reflecting Palestinian exports of national origin to European countries .

Imports:

Whole commodities (goods) that entered the country by air, land and sea that are used in consumption, convertibility through the manufacturing sector, and re-exportation.

Exports:

Whole commodities (goods) that are exported or re-exported outside the country, conditioned with ownership transcription to another economy, or to free customs regions.

Trade Balance:

The difference between Exports and Imports

C.I.F – Cost, Insurance and Freight:

Cost of the imported goods plus the cost for loading, transportation, and insurance within the exporting country plus the cost of the transport from the border or port of the exporting country to the border or port of the importing country.

FOB – Free on Board:

It refers to the total cost of exported goods plus the cost for transportation within the country of dispatch including possible loading cost in the port of dispatch.

Registered:

Includes actual data received from official sources only.

Main Results

3.1 Imports and Exports of Goods by Year

Slight increase in imports with a decrease in exports

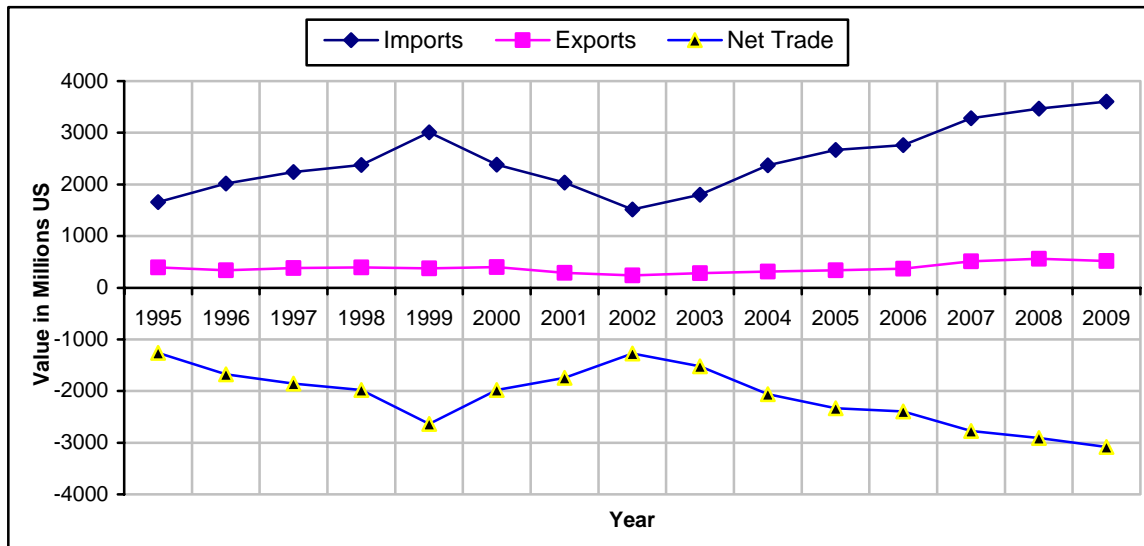
The total value of imports of goods in 2009 increased by 3.9% to reach US\$ 3,600.8 million compared to 2008. Exports of goods decreased by 7.2% to reach US\$ 518.4 million compared to 2008.

An increase in trade deficit and trade volume

The deficit in net trade balance in goods increased by 6.0% in 2009 to reach US\$ 3,082.4 million compared to 2008.

Transaction Trade in 2009 increased by 2.3% compared to 2008.

Figure 1: Distribution of Imports, Exports in Goods and Net Trade Balance in the Palestinian Territory, 1995 - 2009




3.2 Imports of Goods by Entry Passage in 2009

Most of commodities was imported via undefined passage

Imports of the West Bank from Israel or other countries represents 82.7% of total imports in 2009, with an increase by 8.9% compared to 2008. As for Gaza Strip, 1.7% of commodities were entered via AL-Muntar passage and decreased by 14.4% compared to 2008. 3.3% of commodities were entered via AL-Shija'eyah passage and shows a decrease by 52.8% compared to 2008.

Figure 2: Distribution of Imports in Goods in the Palestinian Territory by Entry Passage in 2009



*Including Water and Electricity only.

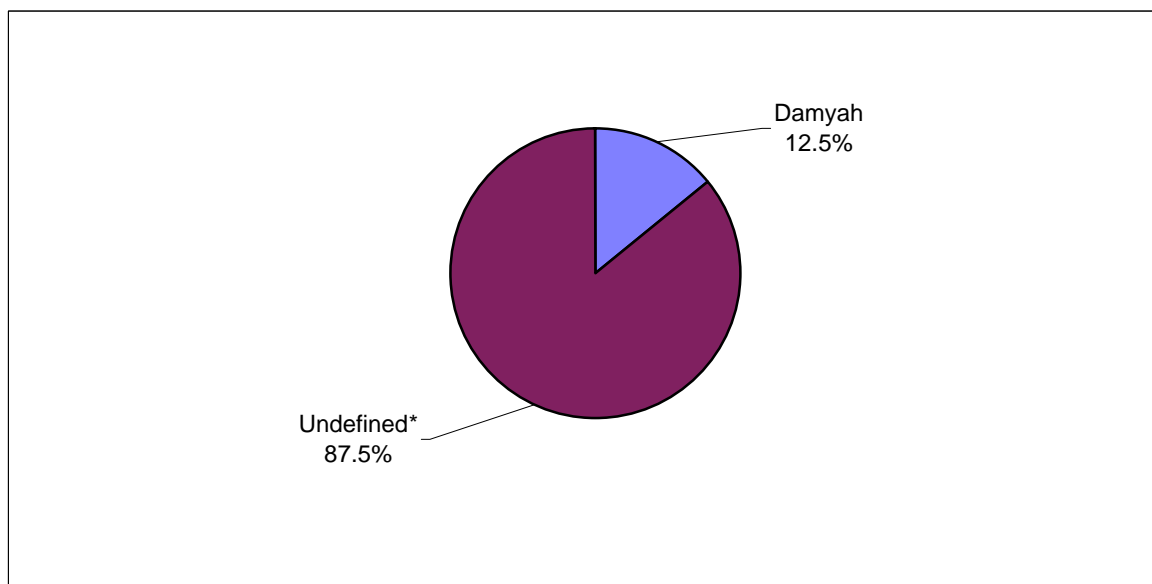
**Including Trade Transactions between West Bank and Israel, or imported goods from other countries through Israel.

3.3 Exports of Goods by Exit Passage in 2009

The majority of goods exported via undefined passage

Palestinian registered goods via undefined passage represents 87.5% of exports in 2009. Exports to Israel indicated a decrease by 9.2% compared to 2008. Other commodities were exported via Damyah passage to other countries.

Figure 3: Distribution of Exports in Goods in the Palestinian Territory by Exit Passage in 2009



*Including Trade Transactions between West Bank and Israel, or imported goods from other countries through Israel.

Chapter Four

Methodology

The main objective of Palestinian External Trade Statistics is to monitor actual flows of goods and services during a reference period. Due to the political and economic conditions of the Palestinian Territory, PCBS has used VAT vouchers from the Ministry of Finance as a major source of data on trade exchange with Israel, in addition to other official sources related to external trade with the rest of the world, as mentioned in the first part of this report.

4.1 Field Operations

As mentioned, PCBS uses several data sources for calculating trade statistics such as:

Value Added Taxation Vouchers:

By using special forms, a specialized technical team from PCBS dealt directly with vouchers at the Ministry of Finance where goods and services with Israel are collected and transferred to the headquarters of PCBS for processing.

Customs Data:

PCBS uses the data provided by the General Administration of Customs and Asycuda project for covering trade with countries abroad (direct imports) via Israeli ports and airports. The data is transferred to the PCBS in electronic format broken down by Israeli customs tariffs in addition to the value, quality and country of origin. The files distributed by sections, chapters and main groups of H.S in addition to H.S 6 digit tables.

Besides the VAT vouchers and the Customs declarations data, which are the main sources, there are other types of data sources for the Foreign Trade Statistics in Palestine including:

- The Ministry of National Economy
- The Palestinian Water Authority
- The General Petroleum Corporation
- The Ministry of Agriculture
- The Ministry of Telecommunications and Information Technology

4.2 Data Processing

Office operations for foreign trade data can be summarised in three phases as follows:

- Data documentation
- Coding and data validation using H.S and correspondence tables for International classifications
- Tabulation phase using Access and Excel software for preparing goods and services tables

Data Quality

5.1 Accuracy of the Data

Statistical Errors

PCBS collects foreign trade data in accordance with international standards, where access to data is based on the official administrative records of various data sources, and consequently the data is not affected by statistical errors.

Non-Statistical Errors

Errors that can occur due to the statistical nature of the work at the Directorate of VAT, such as clearing bills that focus on the fiscal side only, resulting in shortages in other aspects such as the measurement of the quantities (weight and number), and non-billing breakdown by commodity. This lack of information has been overcome through the following :

1. Audit traders and professionals licensed by the Directorate of VAT.
2. Accountants audit - through auditing offices - which provides invoices of persons engaged with the Directorate of VAT, in collaboration with the Directorate.
3. District office audit of VAT for error correction, if any, to improve performance.
4. Audit of the Ministry of National Economy to correct any errors in the data in terms of the certificates of origin breakdown of commodities and price adjustment if illogical unit prices found.
5. Providing data entry program with three checks to address errors resulting from data entry mistakes.

5.2 Comparison of the Data

Comparison of data of this report with the published data from other sources, mainly:

1. Mismatches of data between different mechanisms for the collection and processing of data from each data source due to the different methodology
2. Published figures on imports and exports by partner countries might be different due to the methodology or the applied trade system.

5.3 Technical notes

Users of this report are advised to take the following technical notes into account:

1. The value of imports and exports published in this report do not include VAT.
2. Data were calculated on the basis of oil derivatives, the average sale prices of power distribution for these derivatives, and the monthly level of the General Petroleum Corporation, after deducting a percentage for the profit margin and VAT.
3. Statistics on commodity imports and exports is used in the preparation of the trade accounts, the rate of contribution of imports and exports of GDP. These indicators are actual and based on official documents without any estimates.
4. Imports and exports do not include smuggling of goods across crossings to the Palestinian Territory
5. Imports and exports of goods do not include any non-appropriated documents in the trade exchange with Israel.
6. Imports and exports with Israel contain indirect imports and exports with the countries of the world, because of a country of origin or destination in the bill, and that means:
 - Palestinian imports from Israel are not necessarily originated in Israel, but Israel is the country of shipment of the goods.

- Palestinian exports to Israel include Palestinian exports to the countries of the world through Israel.
7. The data contained in this report does not include that part of Jerusalem governorate which was annexed by Israel in 1967.
 8. There are some minor differences in the totals of the values of the same variable between different tables due to the use of different software packages in the tabulation of results.
 9. The value of imports was calculated on the basis of (C.I.F) and the value of exports was calculated on the basis of (F.O.B).
 10. Imports and exports represent service trade with Israel service only.
 11. Figures of 2009 might be changed in the coming report for 2010.
 12. Financial data was collected by NIS, US \$ and JD, but it was converted and published in US \$.

Exchange rates for the year 2009:

US \$ / NIS = 3.9282

US \$ / JD = 0.7059