

Ministry of Education



**Palestinian Central
Bureau of Statistics**

Education Statistics 1996/1995

Preface

The Palestinian Central Bureau of Statistics and the Ministry of Education are pleased to present this chart of data and basic indicators on general education and kindergartens in the West Bank and Gaza Strip to interested individuals and institutions. The data provided here, including special indicators for the scholastic year 1995/96, were extracted from the soon to be published Educational Statistical Yearbook cooperatively created by the Ministry of Education and the Palestinian Central Bureau of Statistics.

1996/95

.()

Distribution of Schools, Classes, Students and Teachers by Directorate, Gender and Supervising Authority

Private								UNRWA				Government				Grand Total				Gender	Directorate
Kindergartens				Schools																	
Teacher	Student	Class	School	Teacher	Student	Class	School	Teacher	Student	Class	School	Teacher	Student	Class	School	Teacher	Student	Class	School		
1 460	44 927	1 576	532	2 175	40 521	1 563	147	4 642	174 284	3 918	253	14 742	447 822	12 524	1 070	23 020	707 554	19 581	2 002	T	
26	23 269	21	4	794	22 990	329	21	2 518	87 195	1 604	102	8 326	230 407	5 490	375	11 667	363 861	7 444	502	M	نكور
1 434	21 658	27	10	1 381	17 531	330	16	2 124	87 089	1 394	82	6 416	217 415	5 166	381	11 353	343 693	6 917	489	F	
		1 528	518			904	110			920	69			1 868	314			5 220	1 011	Co-ed	
0	2 879	0	0	28	800	10	0	60	2 290	54	7	876	24 765	655	56	963	30 734	719	63	M	نكور
137	2 642	0	0	31	345	1	0	96	2 806	66	4	720	22 270	588	52	984	28 063	655	56	F	Jenin
		202	77			38	6			21	4			157	35			418	122	Co-ed	
3	3 520	3	0	44	1 321	35	2	136	4 248	88	7	918	23 702	579	39	1 102	32 791	705	48	M	نكور
240	3 053	0	0	54	650	17	1	107	4 044	89	6	722	23 118	587	52	1 123	30 865	693	59	F	Nablus
		246	79			21	8			40	3			253	57			560	147	Co-ed	
0	485	0	0	0	0	0	0	0	0	0	0	278	6 600	145	7	278	7 085	145	7	M	نكور
23	441	0	0	0	0	0	0	0	0	0	0	184	5 949	146	13	208	6 390	146	13	F	Salfit
		33	17			0	0			0	0			114	25			147	42	Co-ed	
0	1 936	0	0	10	30	0	0	46	1 667	41	3	438	12 791	341	29	494	16 424	382	32	M	نكور
106	1 823	0	0	0	9	0	0	46	1 645	38	3	406	12 221	324	27	557	15 698	362	30	F	Tulkarm
		119	32			4	2			4	1			66	17			193	52	Co-ed	
0	1 068	0	0	0	0	0	0	23	1 077	25	2	274	7 528	146	9	298	9 673	171	11	M	نكور
54	947	0	0	0	0	0	0	27	1 091	26	1	202	6 584	130	10	282	8 622	156	11	F	Qalqilya
		63	22			0	0			0	0			142	27			205	49	Co-ed	
6	3 995	5	0	213	5 321	47	3	130	3 757	99	9	985	25 171	648	44	1 334	38 244	799	56	M	نكور
246	3 768	9	1	411	4 814	66	2	141	5 092	141	11	745	23 430	599	54	1 543	37 104	815	68	F	Ramallah
		256	85			330	34			2	1			246	57			834	177	Co-ed	
1	1 246	8	3	196	5 930	125	7	36	1 161	27	3	166	3 221	125	10	400	11 558	285	23	M	نكور
104	1 421	10	6	392	5 427	149	9	44	1 304	21	2	139	3 578	111	6	679	11 730	291	23	F	Jerusalem
		57	18			160	17			24	2			0	0			241	37	Co-ed	
2	2 568	5	1	152	4 358	51	3	46	1 563	35	2	530	13 266	339	26	731	21 755	430	32	M	نكور
178	2 470	8	3	260	3 392	54	3	81	2 461	64	4	390	12 935	326	25	908	21 258	452	35	F	Bethlehem
		180	62			185	20			17	3			120	20			502	105	Co-ed	
0	198	0	0	12	301	4	1	38	1 227	0	0	66	1 800	30	2	115	3 526	34	3	M	نكور
9	196	0	0	20	255	5	0	24	1 102	0	0	68	1 841	33	2	120	3 394	38	2	F	Jericho
		12	4			13	2			59	3			54	6			138	15	Co-ed	
9	4 819	0	0	78	2 495	40	3	128	3 225	71	5	1 681	47 326	1 244	96	1 897	57 865	1 355	104	M	نكور
296	4 329	0	0	114	1 441	30	1	116	4 912	111	9	1 240	43 516	1 148	91	1 766	54 198	1 289	101	F	Hebron
		317	109			78	12			39	4			202	33			636	158	Co-ed	
1 414	43 804	1 533	519	2 015	36 889	1 463	136	1 325	44 672	1 202	99	11 028	321 612	9 598	927	15 782	446 977	13 796	1 681	T	
21	22 714	21	4	733	20 556	312	19	643	20 215	440	38	6 212	166 170	4 252	318	7 612	229 655	5 025	379	M	نكور
1 393	21 090	27	10	1 282	16 333	322	16	682	24 457	556	40	4 816	155 442	3 992	332	8 170	217 322	4 897	398	F	
		1 485	505			829	101			206	21			1 354	277			3 874	904	Co-ed	WB Total
1	229	0	0	58	2 345	15	1	736	28 447	501	29	1 216	39 369	767	35	2 011	70 390	1 283	65	M	نكور
16	238	0	0	96	1 181	8	0	664	26 718	361	15	986	38 599	759	32	1 762	66 736	1 128	47	F	Gaza
		17	5			72	8			290	21			268	18			647	52	Co-ed	
4	326	0	0	3	89	2	1	1 139	38 533	663	35	898	24 868	471	22	2 044	63 816	1 136	58	M	نكور
25	330	0	0	3	17	0	0	778	35 914	477	27	614	23 374	415	17	1 421	59 635	892	44	F	Khan Younis
		26	8			3	1			424	27			246	19			699	55	Co-ed	
46	1 123	43	13	160	3 632	100	11	3 317	129 612	2 716	154	3 714	126 210	2 926	143	7 238	260 577	5 785	321	T	
5	555	0	0	61	2 434	17	2	1 875	66 980	1 164	64	2 114	64 237	1 238	57	4 055	134 206	2 419	123	M	نكور
41	568	0	0	99	1 198	8	0	1 442	62 632	838	42	1 600	61 973	1 174	49	3 183	126 371	2 020	91	F	
		43	13			75	9			714	48			514	37			1 346	107	Co-ed	GS Total

Jerusalem Directorate includes Muslim Wakf and Private Schools only

Distribution of Schools by Directorate, Gender, Stage and Locality

Secondary Only			Basic & Secondary			Basic			Kindergartens			Total	Gender	Directorate
Camp	Village	City	Camp	Village	City	Camp	Village	City	Camp	Village	City			
2	2	15	3	203	147	138	549	411	32	294	206	2 002	T	Grand Total
1	2	10	2	75	56	59	128	165	0	0	4	502	M	
1	0	1	1	70	59	56	153	138	0	1	9	489	F	
0	0	4	0	58	32	23	268	108	32	293	193	1 011	Co-ed	
0	1	0	0	17	6	5	22	12	0	0	0	63	M	Jenin
0	0	0	0	10	6	3	26	11	0	0	0	56	F	
0	0	1	0	3	2	1	34	4	2	56	19	122	Co-ed	
0	0	1	0	5	6	6	13	17	0	0	0	48	M	Nablus
0	0	0	0	6	6	5	21	21	0	0	0	59	F	
0	0	1	0	19	1	0	38	9	6	38	35	147	Co-ed	
0	0	0	0	0	0	0	6	1	0	0	0	7	M	Salfit
0	0	0	0	4	1	0	7	1	0	0	0	13	F	
0	0	0	0	8	1	0	16	0	0	15	2	42	Co-ed	
0	0	1	0	6	4	3	9	9	0	0	0	32	M	Tulkarm
0	0	0	0	7	2	3	10	8	0	0	0	30	F	
0	0	2	0	3	0	1	14	0	2	17	13	52	Co-ed	
0	0	0	0	2	1	0	3	5	0	0	0	11	M	Qalqilya
0	0	0	0	3	2	0	3	3	0	0	0	11	F	
0	0	0	0	9	0	0	18	0	0	16	6	49	Co-ed	
0	0	3	0	14	6	6	20	7	0	0	0	56	M	Ramallah
0	0	0	0	12	9	4	35	7	0	0	1	68	F	
0	0	0	0	12	13	0	56	11	2	48	35	177	Co-ed	
0	0	0	0	1	7	2	3	7	0	0	3	23	M	Jerusalem
0	0	0	0	1	9	2	1	4	0	0	6	23	F	
0	0	0	0	1	5	0	5	8	0	3	15	37	Co-ed	
0	0	0	0	11	4	1	9	6	0	0	1	32	M	Bethlehem
0	0	0	0	10	5	2	11	4	0	1	2	35	F	
0	0	0	0	1	6	1	24	11	3	34	25	105	Co-ed	
0	0	1	0	0	1	0	0	1	0	0	0	3	M	Jericho
0	0	0	0	0	1	0	0	1	0	0	0	2	F	
0	0	0	0	2	0	2	4	3	0	1	3	15	Co-ed	
0	1	2	0	17	6	2	34	42	0	0	0	104	M	Hebron
0	0	1	0	15	7	4	33	41	0	0	0	101	F	
0	0	0	0	0	2	1	36	10	6	64	39	158	Co-ed	
0	2	13	0	199	119	54	511	264	21	293	205	1 681	T	WB Total
0	2	8	0	73	41	25	119	107	0	0	4	379	M	
0	0	1	0	68	48	23	147	101	0	1	9	398	F	
0	0	4	0	58	30	6	245	56	21	292	192	904	Co-ed	
0	0	0	0	1	10	12	5	37	0	0	0	65	M	Gaza
1	0	0	0	0	6	13	3	24	0	0	0	47	F	
0	0	0	0	0	2	9	6	30	4	1	0	52	Co-ed	
1	0	2	2	1	5	22	4	21	0	0	0	58	M	Khan Younis
0	0	0	1	2	5	20	3	13	0	0	0	44	F	
0	0	0	0	0	0	8	17	22	7	0	1	55	Co-ed	
2	0	2	3	4	28	84	38	147	11	1	1	321	T	GS Total
1	0	2	2	2	15	34	9	58	0	0	0	123	M	
1	0	0	1	2	11	33	6	37	0	0	0	91	F	
0	0	0	0	0	2	17	23	52	11	1	1	107	Co-ed	

Jerusalem Directorate includes Muslim Wakf and Private Schools only

Distribution of Kindergartens by Locality and Number of Children by Gender and Directorate

Children			Kindergartens				Directorate
Total	Female	Male	Total	Camp	Village	City	
44 927	21 658	23 269	532	32	294	206	Grand Total
5 521	2 642	2 879	77	2	56	19	Jenin
6 573	3 053	3 520	79	6	38	35	Nablus
926	441	485	17	0	15	2	Salfit
3 759	1 823	1 936	32	2	17	13	Tulkarm
2 015	947	1 068	22	0	16	6	Qalqilya
7 763	3 768	3 995	86	2	48	36	Ramallah
2 667	1 421	1 246	27	0	3	24	Jerusalem
5 038	2 470	2 568	66	3	35	28	Bethlehem
394	196	198	4	0	1	3	Jericho
9 148	4 329	4 819	109	6	64	39	Hebron
43 804	21 090	22 714	519	21	293	205	WB Total
467	238	229	5	4	1	0	Gaza
656	330	326	8	7	0	1	Khan Younis
1 123	568	555	13	11	1	1	GS Total

Jerusalem Directorate includes Muslim Wakf and Private Schools only

Distribution of Students, Classrooms, Area per Student and Student per Classroom by Directorate, School Locality and Stage

Secondary Stage					Basic Stage					Locality	Directorate
/	/2	2			/	/2	2				
Stud./Class	m2/Stud.	Classes Area m2	Classes	Students	Stud./Class	m2/Stud.	Classes Area m2	Classes	Students		
30	1.4	69 873	1 669	50 770	37	1.0	628 849	16 336	611 857	Total	Grand Total
32	1.3	44 654	1 028	33 349	39	1.1	288 964	7 074	274 375	City	
26	1.5	22 107	576	14 691	34	1.0	243 431	7 059	238 223	Village	
42	1.1	3 112	65	2 730	45	1.0	96 454	2 203	99 259	Camp	
32	1.2	2 933	74	2 399	39	1.0	15 430	416	16 234	City	Jenin
23	1.6	2 651	72	1 622	32	1.1	32 427	945	29 824	Village	
0	0.0				39	1.0	3 345	83	3 197	Camp	
35	1.3	4 202	91	3 158	36	1.0	19 588	538	19 342	City	Nablus
23	1.6	2 566	69	1 578	31	1.1	29 255	855	26 778	Village	
0	0.0				40	1.0	6 165	156	6 227	Camp	
26	1.6	298	7	181	37	1.1	1 552	39	1 448	City	Salfit
22	1.9	1 278	31	680	31	1.1	10 878	328	10 240	Village	
-	-	-	-	-	-	-	-	-	-	Camp	
31	1.5	2 103	47	1 440	39	1.1	9 457	226	8 844	City	Tulkarm
21	1.7	1 566	44	918	33	1.0	14 067	418	13 849	Village	
0	0.0				40	1.0	3 238	83	3 312	Camp	
34	1.3	664	15	505	43	0.9	6 504	160	6 869	City	Qalqilya
21	1.8	1 198	32	670	31	1.1	9 248	262	8 236	Village	
-	-	-	-	-	-	-	-	-	-	Camp	
22	1.7	5 072	132	2 942	31	1.2	19 417	547	16 785	City	Ramallah
24	1.4	3 075	90	2 121	32	1.0	40 779	1 271	40 297	Village	
0	0.0				39	1.0	5 589	138	5 440	Camp	
17	1.5	1 817	69	1 188	28	1.0	13 475	474	13 414	City	Jerusalem
21	1.7	473	13	273	28	1.0	4 155	146	4 112	Village	
0	0.0				41	1.0	1 691	40	1 634	Camp	
26	1.6	2 790	69	1 760	32	1.3	14 287	355	11 329	City	Bethlehem
26	1.6	2 104	52	1 338	32	1.0	20 848	651	21 097	Village	
0	0.0				38	1.2	2 944	64	2 451	Camp	
29	1.7	672	14	405	34	1.1	2 995	80	2 756	City	Jericho
7	3.5	49	2	14	27	1.1	1 771	58	1 580	Village	
0	0.0				40	1.0	1 820	44	1 771	Camp	
32	1.4	5 918	130	4 198	36	1.0	44 583	1 268	45 757	City	Hebron
27	1.4	4 639	119	3 257	34	1.0	45 078	1 372	46 962	Village	
0	0.0				37	1.2	3 370	74	2 741	Camp	
26	1.5	46 068	1 172	30 647	34	1.0	383 956	11 091	372 526	Total	WB Total
28	1.5	26 469	648	18 176	35	1.0	147 288	4 103	142 778	City	
24	1.6	19 599	524	12 471	32	1.0	208 506	6 306	202 975	Village	
0	0.0	0	0	0	39	1.1	28 162	682	26 773	Camp	
40	1.2	9 357	197	7 804	44	1.1	90 556	1 901	84 130	City	Gaza
44	1.2	1 010	20	871	47	1.0	13 535	289	13 577	Village	
44	1.1	1 095	22	961	48	1.0	28 685	612	29 316	Camp	
40	1.2	8 828	183	7 369	44	1.1	51 120	1 070	47 467	City	Khan younis
42	1.1	1 498	32	1 349	47	1.0	21 390	464	21 671	Village	
41	1.1	2 017	43	1 769	47	0.9	39 607	909	43 170	Camp	
40	1.2	23 805	497	20 123	46	1.0	244 893	5 245	239 331	Total	GS Total
40	1.2	18 185	380	15 173	44	1.1	141 676	2 971	131 597	City	
43	1.1	2 508	52	2 220	47	1.0	34 925	753	35 248	Village	
42	1.1	3 112	65	2 730	48	0.9	68 292	1 521	72 486	Camp	

Jerusalem Directorate includes Muslim Wakf and Private Schools only

Distribution of Students in Secondary Vocational Schools by Specialization, Gender and Directorate

Nursing			Industrial			Agricultural			Commercial			Total			Directorate
Total	Female	Male	Total	Female	Male	Total	Female	Male	Total	Female	Male	Total	Female	Male	
69	49	20	1 215	0	1 215	116	0	116	314	273	41	1 714	322	1 392	Grand Total
0	0	0	82	0	82	0	0	0	0	0	0	82	0	82	Jenin
31	31	0	265	0	265	0	0	0	126	126	0	422	157	265	Nablus
0	0	0	0	0	0	0	0	0	0	0	0	0	0	0	Salfit
0	0	0	165	0	165	0	0	0	0	0	0	165	0	165	Tulkarm
0	0	0	0	0	0	0	0	0	0	0	0	0	0	0	Qalqilya
38	18	20	462	0	462	0	0	0	50	29	21	550	47	503	Ramallah
0	0	0	0	0	0	0	0	0	0	0	0	0	0	0	Jerusalem
0	0	0	126	0	126	0	0	0	25	5	20	151	5	146	Bethlehem
0	0	0	30	0	30	0	0	0	0	0	0	30	0	30	Jericho
0	0	0	85	0	85	55	0	55	63	63	0	203	63	140	Hebron
69	49	20	1 215	0	1 215	55	0	55	264	223	41	1 603	272	1 331	WB Total
0	0	0	0	0	0	61	0	61	50	50	0	111	50	61	Gaza
0	0	0	0	0	0	0	0	0	0	0	0	0	0	0	Khan Younis
0	0	0	0	0	0	61	0	61	50	50	0	111	50	61	GS Total

Jerusalem Directorate includes Muslim Wakf and Private Schools only

**Distribution of Students in 94/95 & 95/96, Repeaters, Drop-Outs and
their Proportions in 1994/95 by Grade Level and Gender**

Drop-Outs 95/94		Repeaters 95/94		Students		Gender	Grade
%	No.	%	No.	95/94	96/95		
2.9	17 925	4.6	28 621	617 868	662 627	T	Grand Total
2.9	9 131	5.1	16 146	318 743	340 592	M	
2.9	8 794	4.2	12 475	299 125	322 035	F	
0.5	184	3.6	1 459	40 741	43 276	M	1st Basic
0.4	158	3.7	1 441	38 697	41 352	F	
0.3	120	3.7	1 314	35 530	40 560	M	2nd Basic
0.3	95	3.6	1 238	33 930	38 482	F	
0.5	161	4.6	1 618	35 274	36 111	M	3rd Basic
0.5	150	4.1	1 357	33 090	34 460	F	
0.8	280	5.2	1 788	34 200	35 557	M	4th Basic
0.8	244	4.9	1 584	32 406	33 660	F	
1.6	522	6.2	1 974	31 918	34 428	M	5th Basic
1.6	470	5.4	1 612	30 047	32 594	F	
2.9	877	5.4	1 615	29 994	31 012	M	6th Basic
2.5	724	4.6	1 299	28 432	29 255	F	
4.6	1 218	6.5	1 718	26 570	29 216	M	7th Basic
3.9	993	5.8	1 479	25 384	27 518	F	
5.7	1 333	5.9	1 374	23 189	24 657	M	8th Basic
5.5	1 209	4.7	1 040	22 012	24 278	F	
7.3	1 460	5.7	1 144	20 112	21 350	M	9th Basic
7.1	1 362	3.6	682	19 055	20 258	F	
8.3	1 366	4.9	815	16 510	17 136	M	10th Basic
9.0	1 395	3.1	479	15 438	16 605	F	
0.0	0	0.0	0	0	57	M	10th Agriculture
0.0	0	0.0	0	0	0	F	
0.0	0	0.0	0	0	0	M	10th Commercial
0.0	0	0.0	0	0	35	F	
1.7	83	2.5	119	4 799	4 582	M	1st Sec. Sc.
4.9	136	0.4	10	2 775	3 566	F	
2.3	124	10.1	539	5 322	5 327	M	2nd Sec. Sc.
3.7	89	0.8	20	2 382	2 731	F	
10.5	789	4.2	314	7 490	8 987	M	1st Sec. Lit.
12.7	1 097	2.1	177	8 610	9 565	F	
9.1	531	5.8	338	5 861	6 944	M	2nd. Sec Lit.
9.9	659	0.8	53	6 632	7 354	F	
6.3	42	2.1	14	671	745	M	1st Sec.Voc.
6.4	9	2.1	3	140	191	F	
7.3	41	0.5	3	562	647	M	2nd Sec.Voc.
4.2	4	1.1	1	95	131	F	

Sec.: Secondary, Sc. : Scientific, Lit. Literacy, Voc.: Vocational

Does not include Municipality and Culture Committee in Jerusalem

Distribution of Teachers by Qualification, Gender, Supervising Authority and Directorate

MA/MSc & Above			Higher Diploma			BA/BSc			Lower Diploma			Secondary & Lower			Grand Total			Sup. A.	Directorate
Total	Female	Male	Total	Female	Male	Total	Female	Male	Total	Female	Male	Total	Female	Male	Total	Female	Male		
198	38	160	317	82	235	8 475	3 291	5 184	12 623	6 888	5 735	1 407	1 056	351	23 020	11 355	11 665	T	Grand Total
115	18	97	232	49	183	6 165	2 352	3 813	7 979	3 868	4 111	251	129	123	14 741	6 415	8 326	Gov.	
20	5	15	22	1	21	1 135	261	874	3 167	1 717	1 450	299	142	158	4 643	2 125	2 518	UN.	
63	15	48	64	32	32	1 175	678	497	1 477	1 304	173	857	786	70	3 636	2 816	820	Pr.	
22	4	18	36	8	28	627	263	364	867	421	446	45	25	20	1 595	720	876	Gov.	Jenin
0	0	0	2	0	2	26	14	12	122	81	41	6	1	5	156	96	60	UN.	
1	0	1	0	0	0	34	13	21	102	98	4	59	57	2	196	168	28	Pr.	
23	4	19	44	10	34	611	273	338	930	416	514	33	20	13	1 640	722	918	Gov.	Nablus
3	0	3	1	0	1	49	14	35	186	90	97	4	3	1	243	107	137	UN.	
1	0	1	3	1	2	97	63	34	153	144	9	87	86	1	341	294	47	Pr.	
11	2	9	10	2	8	248	96	152	192	85	108	1	0	1	462	185	278	Gov.	Salfit
0	0	0	0	0	0	0	0	0	0	0	0	0	0	0	0	0	0	UN.	
0	0	0	0	0	0	3	3	0	12	12	0	8	8	0	23	23	0	Pr.	
7	1	6	25	11	14	350	146	204	443	234	209	20	14	6	844	406	438	Gov.	Tulkarm
0	0	0	0	0	0	18	7	11	73	38	35	1	1	0	92	46	46	UN.	
0	0	0	4	0	4	25	21	4	58	56	2	29	29	0	116	106	10	Pr.	
5	0	5	5	1	4	229	84	145	232	116	116	5	1	4	476	202	275	Gov.	Qalqilya
0	0	0	0	0	0	15	7	8	33	20	13	2	0	2	50	27	23	UN.	
0	0	0	0	0	0	5	5	0	30	30	0	19	19	0	54	54	0	Pr.	
15	3	12	25	5	20	693	282	412	977	447	530	21	9	12	1 730	745	985	Gov.	Ramallah
1	0	1	3	0	3	59	30	29	201	105	96	7	6	1	271	141	130	UN.	
30	11	19	8	3	5	304	179	125	311	267	43	223	197	26	876	657	219	Pr.	
7	2	5	6	0	6	96	49	47	178	74	104	19	14	5	305	139	167	Gov.	Jerusalem
1	0	1	0	0	0	21	10	11	54	32	22	4	2	2	80	44	36	UN.	
14	2	12	23	13	11	300	183	117	252	207	45	105	92	13	694	496	197	Pr.	
5	0	5	19	3	16	348	160	188	540	222	318	9	5	4	920	390	531	Gov.	Bethlehem
2	0	2	0	0	0	33	18	15	85	57	28	7	6	1	127	81	46	UN.	
9	1	8	17	14	3	207	109	97	239	211	28	121	104	17	592	438	154	Pr.	
1	0	1	0	0	0	52	25	28	80	43	37	0	0	0	133	68	66	Gov.	Jericho
2	2	0	3	1	2	10	2	8	39	12	27	8	7	1	62	24	38	UN.	
0	0	0	0	0	0	7	6	1	26	16	10	8	7	1	41	29	12	Pr.	
12	1	11	25	5	20	1 355	517	838	1 495	700	795	35	18	18	2 921	1 240	1 681	Gov.	Hebron
2	1	1	0	0	0	80	31	49	162	84	78	0	0	0	244	116	128	UN.	
3	0	3	3	1	2	103	51	52	211	189	22	177	169	9	498	410	87	Pr.	
177	34	143	259	75	184	6 003	2 659	3 344	8 282	4 506	3 776	1 061	898	163	15 781	8 172	7 609	T	WB Total
108	17	91	192	43	149	4 608	1 893	2 715	5 933	2 756	3 176	186	105	82	11 026	4 814	6 212	Gov.	
11	3	8	9	1	8	311	133	178	956	519	437	39	26	13	1 325	682	643	UN.	
58	14	44	58	31	27	1 085	633	452	1 393	1 230	163	836	767	68	3 430	2 676	754	Pr.	
6	1	5	19	3	16	871	272	599	1 271	696	575	36	15	21	2 202	986	1 216	Gov.	Gaza
4	1	3	3	0	3	334	60	274	951	531	420	109	73	36	1 401	665	736	UN.	
5	1	4	6	1	5	83	41	42	63	56	7	14	13	1	171	112	59	Pr.	
1	0	1	21	3	18	686	187	499	775	415	360	29	9	20	1 513	614	898	Gov.	Khan Younis
5	1	4	10	0	10	491	68	423	1 260	666	594	152	43	109	1 918	778	1 139	UN.	
0	0	0	0	0	0	7	4	3	21	18	3	7	6	1	35	28	7	Pr.	
21	4	17	59	7	52	2 472	632	1 840	4 341	2 383	1 959	346	159	188	7 239	3 184	4 055	T	GS Total
7	1	6	40	6	34	1 557	459	1 099	2 046	1 111	935	65	24	41	3 715	1 601	2 114	Gov.	
9	2	7	13	0	13	825	128	697	2 211	1 197	1 014	260	116	145	3 318	1 443	1 875	UN.	
5	1	4	6	1	5	90	45	45	84	74	10	21	19	2	206	140	66	Pr.	

Gov.: Government, UN: UNRWA, Pr: Private

Private schools teachers include Kindergarten teachers also

Jerusalem Directorate includes Muslim Wakf and Private Schools only

Distribution of Classrooms by Directorate, Ownership, Supervising Authority and Locality

Private			UNRWA			Government			Total				Ownersh	Directorate
Camp	Village	City	Camp	Village	City	Camp	Village	City	Total	Camp	Village	City		
81	596	1 359	2 038	482	1 041	143	6 279	4 849	16 868	2 262	7 357	7 249	Owned	Grand Total
26	481	652	44	96	173	0	483	805	2 760	70	1 060	1 630	Rented	
7	72	44	83	13	24	0	919	392	1 554	90	1 004	460	Owned	Jenin
0	82	46	0	13	8	0	54	35	238	0	149	89	Rented	
12	41	76	133	33	0	0	853	332	1 480	145	927	408	Owned	Nablus
11	48	136	27	0	29	0	37	202	490	38	85	367	Rented	
0	14	4	0	0	0	0	347	46	411	0	361	50	Owned	Salfit
0	13	2	0	0	0	0	13	0	28	0	26	2	Rented	
8	30	30	83	0	0	0	419	192	762	91	449	222	Owned	Tulkarm
0	27	28	0	0	0	0	43	77	175	0	70	105	Rented	
0	11	30	0	0	0	0	284	124	449	0	295	154	Owned	Qalqilya
0	22	0	0	0	51	0	10	0	83	0	32	51	Rented	
6	194	283	129	31	21	0	1 145	325	2 134	135	1 370	629	Owned	Ramallah
0	102	162	9	30	24	0	30	0	357	9	162	186	Rented	
0	33	318	40	0	0	0	67	63	521	40	100	381	Owned	Jerusalem
0	63	92	0	14	18	0	0	112	299	0	77	222	Rented	
0	83	298	64	0	30	0	587	131	1 193	64	670	459	Owned	Bethlehem
10	62	35	0	18	4	0	45	22	196	10	125	61	Rented	
0	1	28	44	15	0	0	39	62	189	44	55	90	Owned	Jericho
0	0	6	0	0	0	0	6	10	22	0	6	16	Rented	
10	111	139	71	53	54	0	1 161	848	2 447	81	1 325	1 041	Owned	Hebron
5	62	138	8	21	20	0	245	343	842	13	328	501	Rented	
43	590	1 250	647	145	129	0	5 821	2 515	11 140	690	6 556	3 894	Owned	WB Total
26	481	645	44	96	154	0	483	801	2 730	70	1 060	1 600	Rented	
14	6	95	553	109	473	74	192	1 535	3 051	641	307	2 103	Owned	Gaza
0	0	4	0	0	0	0	0	4	8	0	0	8	Rented	
24	0	14	838	228	439	69	266	799	2 677	931	494	1 252	Owned	Khan Younis
0	0	3	0	0	19	0	0	0	22	0	0	22	Rented	
38	6	109	1 391	337	912	143	458	2 334	5 728	1 572	801	3 355	Owned	GS Total
0	0	7	0	0	19	0	0	4	30	0	0	30	Rented	

Private schools include Kindergartens also

Jerusalem Directorate includes Muslim Wakf and Private Schools only

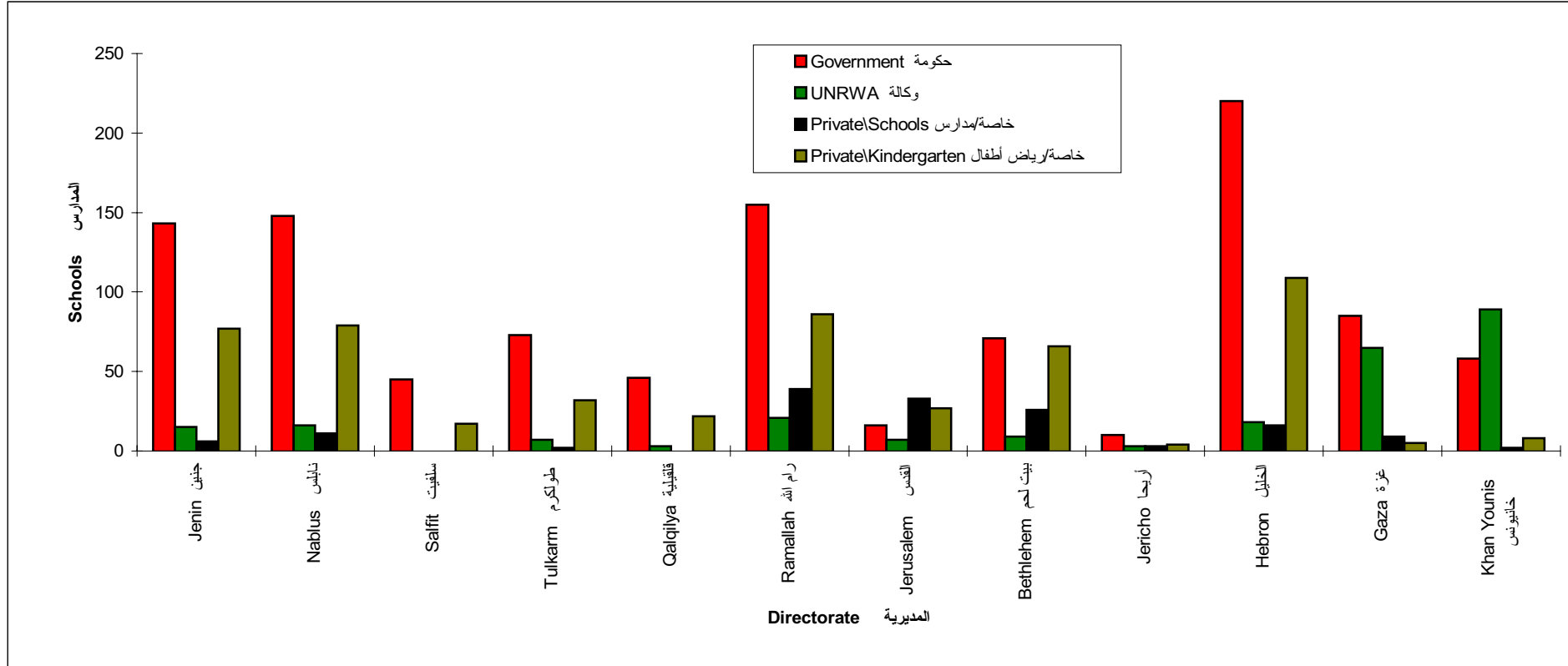
Number of Schools Having Main Services

Canteen		Heating		Electricity		Water			Region
Not Available	Available	Not Available	Available	Not Available	Available	Not Available	Unpermanent	Permanent	
966	1 036	1 621	381	342	1 660	45	416	1 541	Total
919	762	1 301	380	337	1 344	44	414	1 223	West Bank
47	274	320	1	5	316	1	2	318	Gaza Strip

Does not include Municipality and Culture Committee in Jerusalem

*1996/1995

Distribution of Schools by Supervising Authority and Directorate in 1995\1996 *

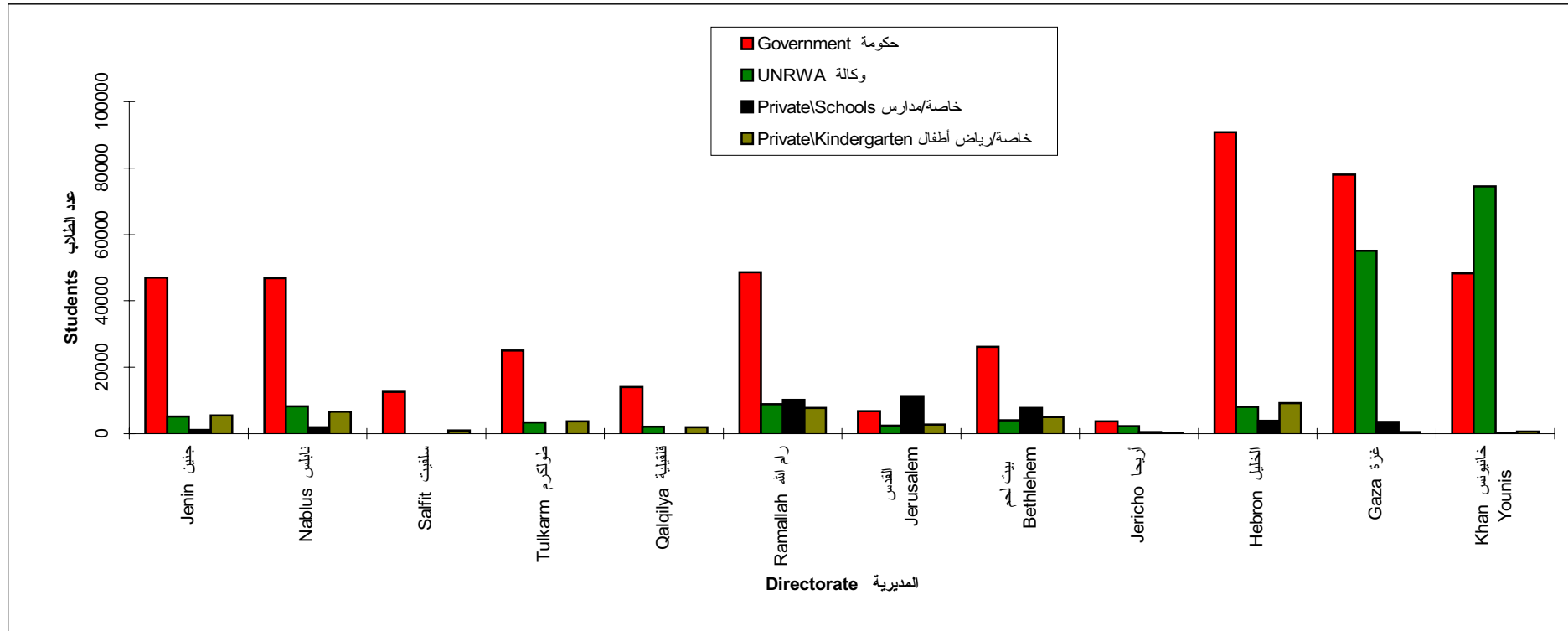


*: Jerusalem Directorate does not include Municipality and Culture Committee Schools

..*

*1996/1995

Distribution of Schools and Kindergarten Students by Supervising Authority and Directorate in 1995\1996*

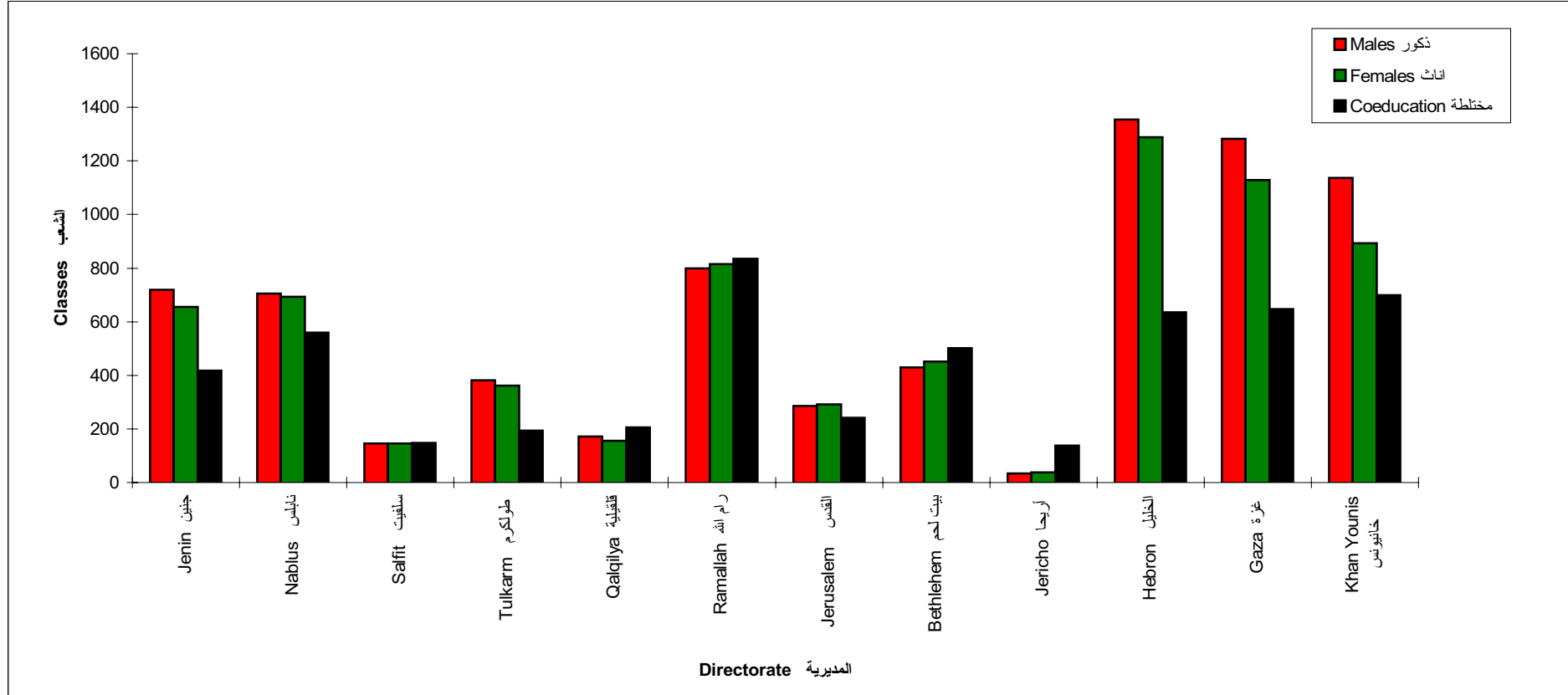


*: Jerusalem Directorate does not include Municipality and Culture Committee Schools

.*

*1996/1995

Distribution of Classes by Directorate and Gender in 1995\1996 *

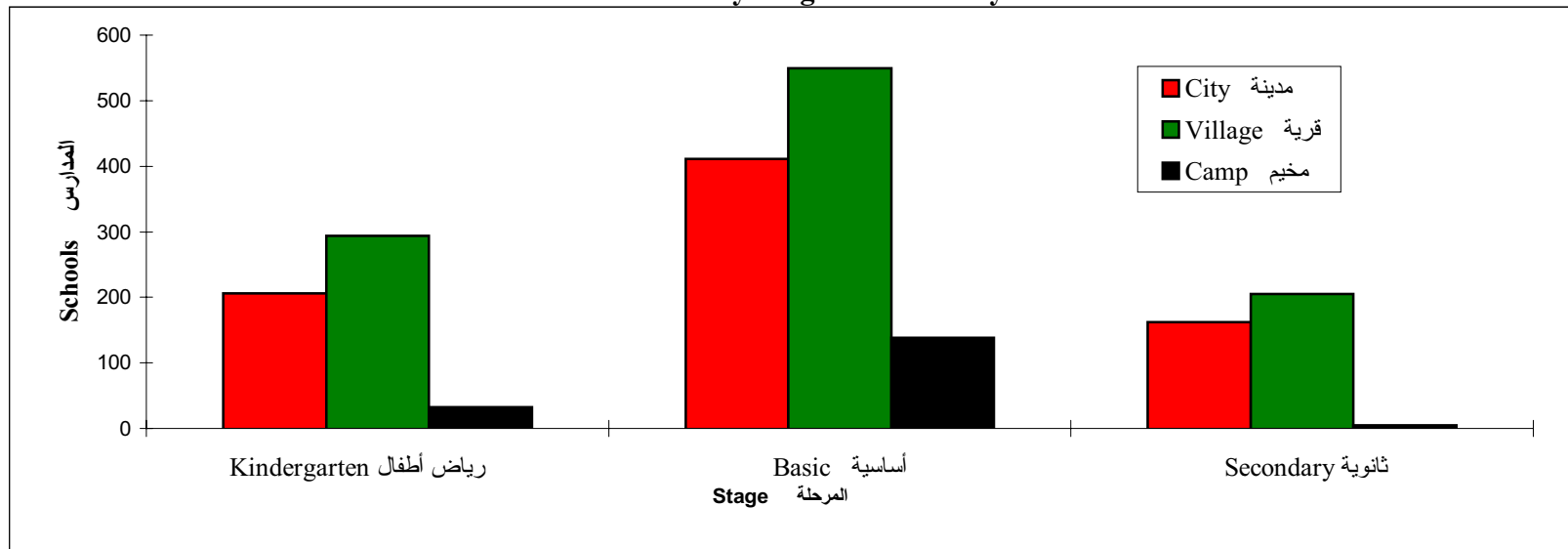


*: Jerusalem Directorate does not include Municipality and Culture Committee Schools

.*

*1996/1995

Distribution of Schools by Stage and Locality in 1995\1996*

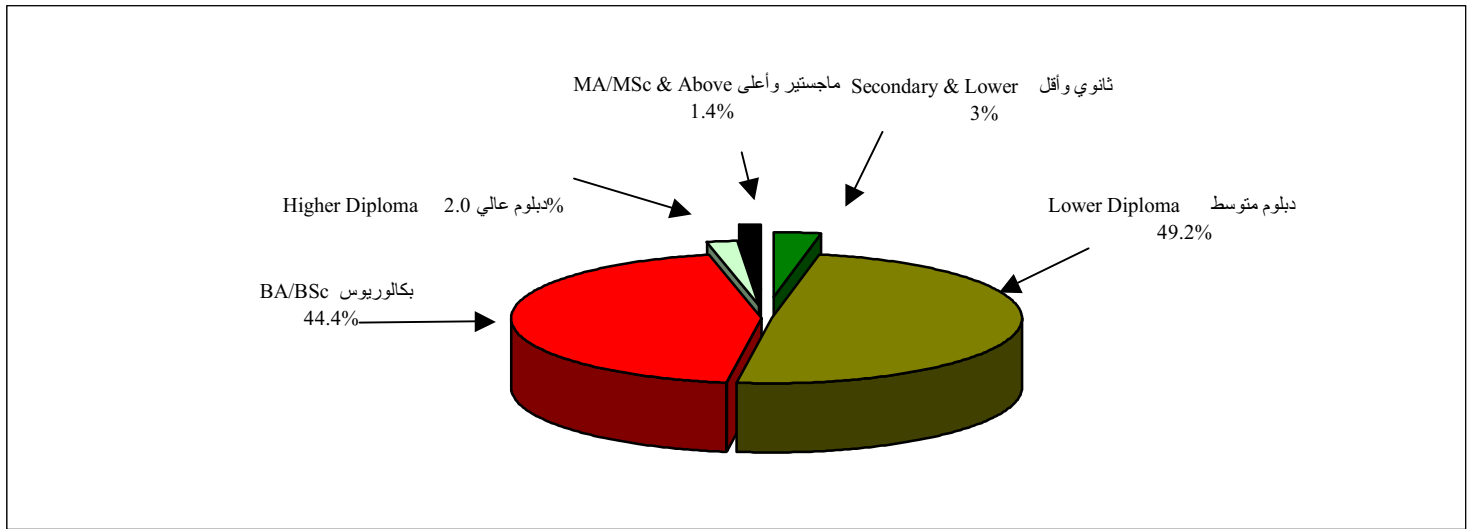


*: Does not include Culture Committee and Municipality schools in Jerusalem

:*

*1996/1995

Male Teachers by Qualification in 1995\1996*

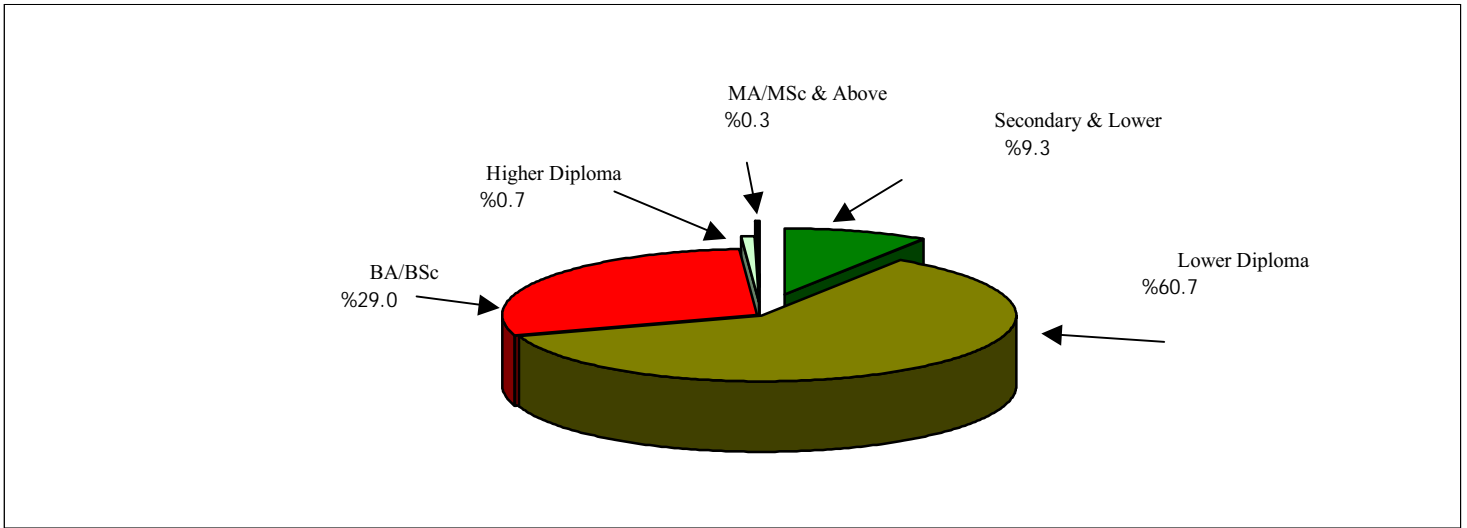


*: Does not include Municipality and Culture Committee in Jerusalem

.*

***1996/1995**

Female Teachers by Qualification in 1995\1996*



***: Does not include Municipality and Culture Committee in Jerusalem**

:*