

**Ministry of Education**



**Palestinian Central  
Bureau of Statistics**

## **Education Statistics 1998/1997**

### **Preface**

The Palestinian Central Bureau of Statistics and the Ministry of Education are pleased to present this chart of data and basic indicators on general education and kindergartens in the West Bank and Gaza Strip to interested individuals and institutions. The data provided here, including special indicators for the scholastic year 1997/98, were extracted from the soon to be published Educational Statistical Yearbook No.4 cooperatively created by the Ministry of Education and the Palestinian Central Bureau of Statistics.

1998/97

.1998

1998/97

( )

( )

## Distribution of Schools and Kindergartens by Directorate, Supervising Authority, Stage and Gender

Secondary				Basic				Kindergartens				Grand Total				Supervising Authority	Directorate
Total	Co-ed	Female	Male	Total	Co-ed	Female	Male	Total	Co-ed	Female	Male	Total	Co-ed	Female	Male		
<b>454</b>	<b>106</b>	<b>171</b>	<b>177</b>	<b>1 157</b>	<b>401</b>	<b>371</b>	<b>385</b>	<b>789</b>	<b>776</b>	<b>9</b>	<b>4</b>	<b>2 400</b>	<b>1 283</b>	<b>551</b>	<b>566</b>	<b>Total</b>	<b>Grand Total</b>
<b>387</b>	<b>65</b>	<b>160</b>	<b>162</b>	<b>788</b>	<b>237</b>	<b>279</b>	<b>272</b>	<b>0</b>	<b>0</b>	<b>0</b>	<b>0</b>	<b>1 175</b>	<b>302</b>	<b>439</b>	<b>434</b>	<b>Government</b>	
<b>0</b>	<b>0</b>	<b>0</b>	<b>0</b>	<b>265</b>	<b>72</b>	<b>88</b>	<b>105</b>	<b>0</b>	<b>0</b>	<b>0</b>	<b>0</b>	<b>265</b>	<b>72</b>	<b>88</b>	<b>105</b>	<b>UNRWA</b>	
<b>67</b>	<b>41</b>	<b>11</b>	<b>15</b>	<b>104</b>	<b>92</b>	<b>4</b>	<b>8</b>	<b>789</b>	<b>776</b>	<b>9</b>	<b>4</b>	<b>960</b>	<b>909</b>	<b>24</b>	<b>27</b>	<b>Private</b>	
55	3	23	29	105	32	37	36	0	0	0	0	160	35	60	65	Government	Jenin
0	0	0	0	13	3	5	5	0	0	0	0	13	3	5	5	UNRWA	
4	4	0	0	4	4	0	0	94	94	0	0	102	102	0	0	Private	
50	20	17	13	106	34	40	32	0	0	0	0	156	54	57	45	Government	Nablus
0	0	0	0	16	3	6	7	0	0	0	0	16	3	6	7	UNRWA	
3	2	0	1	10	9	0	1	100	100	0	0	113	111	0	2	Private	
24	11	8	5	24	9	8	7	0	0	0	0	48	20	16	12	Government	Salfit
0	0	0	0	0	0	0	0	0	0	0	0	0	0	0	0	UNRWA	
0	0	0	0	0	0	0	0	21	21	0	0	21	21	0	0	Private	
28	3	12	13	49	15	16	18	0	0	0	0	77	18	28	31	Government	Tulkarm
0	0	0	0	7	0	4	3	0	0	0	0	7	0	4	3	UNRWA	
1	1	0	0	2	2	0	0	36	36	0	0	39	39	0	0	Private	
19	9	6	4	31	19	4	8	0	0	0	0	50	28	10	12	Government	Qalqilya
0	0	0	0	3	0	1	2	0	0	0	0	3	0	1	2	UNRWA	
0	0	0	0	3	3	0	0	27	27	0	0	30	30	0	0	Private	
62	13	25	24	96	40	33	23	0	0	0	0	158	53	58	47	Government	Ramallah
0	0	0	0	22	1	12	9	0	0	0	0	22	1	12	9	UNRWA	
21	16	1	4	23	23	0	0	86	85	1	0	130	124	2	4	Private	
8	0	5	3	11	1	3	7	0	0	0	0	19	1	8	10	Government	Jerusalem
0	0	0	0	7	1	3	3	0	0	0	0	7	1	3	3	UNRWA	
16	5	6	5	16	10	3	3	28	20	5	3	60	35	14	11	Private	
27	2	12	13	49	19	16	14	0	0	0	0	76	21	28	27	Government	Bethlehem
0	0	0	0	9	2	5	2	0	0	0	0	9	2	5	2	UNRWA	
13	8	3	2	16	15	0	1	68	64	3	1	97	87	6	4	Private	
5	3	1	1	5	2	1	2	0	0	0	0	10	5	2	3	Government	Jericho
0	0	0	0	3	3	0	0	0	0	0	0	3	3	0	0	UNRWA	
1	1	0	0	2	2	0	0	5	5	0	0	8	8	0	0	Private	
36	0	17	19	100	10	45	45	0	0	0	0	136	10	62	64	Government	Hebron
0	0	0	0	9	1	6	2	0	0	0	0	9	1	6	2	UNRWA	
4	2	1	1	14	12	1	1	55	55	0	0	73	69	2	2	Private	
21	0	10	11	79	23	28	28	0	0	0	0	100	23	38	39	Government	South Hebron
0	0	0	0	9	2	4	3	0	0	0	0	9	2	4	3	UNRWA	
0	0	0	0	3	2	0	1	50	50	0	0	53	52	0	1	Private	
<b>398</b>	<b>103</b>	<b>147</b>	<b>148</b>	<b>846</b>	<b>302</b>	<b>281</b>	<b>263</b>	<b>570</b>	<b>557</b>	<b>9</b>	<b>4</b>	<b>1 814</b>	<b>962</b>	<b>437</b>	<b>415</b>	<b>Total</b>	<b>WB Total</b>
<b>335</b>	<b>64</b>	<b>136</b>	<b>135</b>	<b>655</b>	<b>204</b>	<b>231</b>	<b>220</b>	<b>0</b>	<b>0</b>	<b>0</b>	<b>0</b>	<b>990</b>	<b>268</b>	<b>367</b>	<b>355</b>	<b>Government</b>	
<b>0</b>	<b>0</b>	<b>0</b>	<b>0</b>	<b>98</b>	<b>16</b>	<b>46</b>	<b>36</b>	<b>0</b>	<b>0</b>	<b>0</b>	<b>0</b>	<b>98</b>	<b>16</b>	<b>46</b>	<b>36</b>	<b>UNRWA</b>	
<b>63</b>	<b>39</b>	<b>11</b>	<b>13</b>	<b>93</b>	<b>82</b>	<b>4</b>	<b>7</b>	<b>570</b>	<b>557</b>	<b>9</b>	<b>4</b>	<b>726</b>	<b>678</b>	<b>24</b>	<b>24</b>	<b>Private</b>	
23	1	10	12	83	15	34	34	0	0	0	0	106	16	44	46	Government	Gaza
0	0	0	0	76	25	17	34	0	0	0	0	76	25	17	34	UNRWA	
4	2	0	2	8	7	0	1	130	130	0	0	142	139	0	3	Private	
29	0	14	15	50	18	14	18	0	0	0	0	79	18	28	33	Government	Khan Younis
0	0	0	0	91	31	25	35	0	0	0	0	91	31	25	35	UNRWA	
0	0	0	0	3	3	0	0	89	89	0	0	92	92	0	0	Private	
<b>56</b>	<b>3</b>	<b>24</b>	<b>29</b>	<b>311</b>	<b>99</b>	<b>90</b>	<b>122</b>	<b>219</b>	<b>219</b>	<b>0</b>	<b>0</b>	<b>586</b>	<b>321</b>	<b>114</b>	<b>151</b>	<b>Total</b>	<b>GS Total</b>
<b>52</b>	<b>1</b>	<b>24</b>	<b>27</b>	<b>133</b>	<b>33</b>	<b>48</b>	<b>52</b>	<b>0</b>	<b>0</b>	<b>0</b>	<b>0</b>	<b>185</b>	<b>34</b>	<b>72</b>	<b>79</b>	<b>Government</b>	
<b>0</b>	<b>0</b>	<b>0</b>	<b>0</b>	<b>167</b>	<b>56</b>	<b>42</b>	<b>69</b>	<b>0</b>	<b>0</b>	<b>0</b>	<b>0</b>	<b>167</b>	<b>56</b>	<b>42</b>	<b>69</b>	<b>UNRWA</b>	
<b>4</b>	<b>2</b>	<b>0</b>	<b>2</b>	<b>11</b>	<b>10</b>	<b>0</b>	<b>1</b>	<b>219</b>	<b>219</b>	<b>0</b>	<b>0</b>	<b>234</b>	<b>231</b>	<b>0</b>	<b>3</b>	<b>Private</b>	

\*: Jerusalem Directorate does not include Municipality and Culture Committee Schools

\*:

### Distribution of Schools and Kindergartens by Stage and Lower and Upper Grade

Secondary		Basic										Kindergartens		Upper Grade		Stage
2nd	1st	10th	9th	8th	7th	6th	5th	4th	3rd	2nd	1st	2nd	1st	Lower Grade		
												687	16	1st		<b>Kindergartens</b>
												86		2nd		
157	36	103	125	73	78	368	51	100	45	20	8			1st		<b>Basic</b>
0	1	0	2	0	2	3	0	1	0	0				2nd		
5	3	1	7	2	2	4	1	0	0					3rd		
17	0	4	20	3	7	4	0	0						4th		
20	2	5	29	2	3	0	0							5th		
14	1	2	10	2	1	0								6th		
66	3	9	50	1	0									7th		
20	0	3	0	0										8th		
19	1	2	0											9th		
44	15	4												10th		
27	0													1st		<b>Secondary</b>
3														2nd		

\*: Does not include Municipality and Culture Committee Schools in Jerusalem

\*:

**Distribution of Schools and Kindergarten Students by Directorate, Supervising Authority, Stage and Gender**

Secondary		Basic		Kindergartens		Grand Total			Supervising Authority	Directorate
F	M	F	M	F	M	T	F	M		
<b>29 637</b>	<b>31 448</b>	<b>345 322</b>	<b>357 060</b>	<b>36 254</b>	<b>38 778</b>	<b>838 499</b>	<b>411 213</b>	<b>427 286</b>	<b>Total</b>	<b>Grand Total</b>
<b>28 100</b>	<b>28 721</b>	<b>226 172</b>	<b>233 167</b>	<b>0</b>	<b>0</b>	<b>516 160</b>	<b>254 272</b>	<b>261 888</b>	<b>Government</b>	
<b>0</b>	<b>0</b>	<b>100 858</b>	<b>98 609</b>	<b>0</b>	<b>0</b>	<b>199 467</b>	<b>100 858</b>	<b>98 609</b>	<b>UNRWA</b>	
<b>1 537</b>	<b>2 727</b>	<b>18 292</b>	<b>25 284</b>	<b>36 254</b>	<b>38 778</b>	<b>122 872</b>	<b>56 083</b>	<b>66 789</b>	<b>Private</b>	
2 043	2 409	24 011	25 759	0	0	54 222	26 054	28 168	Government	Jenin
0	0	3 062	2 250	0	0	5 312	3 062	2 250	UNRWA	
32	181	436	914	3 384	3 483	8 430	3 852	4 578	Private	
2 601	2 658	24 402	24 745	0	0	54 406	27 003	27 403	Government	Nablus
0	0	4 298	4 474	0	0	8 772	4 298	4 474	UNRWA	
66	243	984	1 633	4 029	4 152	11 107	5 079	6 028	Private	
492	604	6 195	6 639	0	0	13 930	6 687	7 243	Government	Salfit
0	0	0	0	0	0	0	0	0	UNRWA	
0	0	0	0	546	568	1 114	546	568	Private	
1 384	1 423	12 835	12 933	0	0	28 575	14 219	14 356	Government	Tulkarm
0	0	1 897	1 907	0	0	3 804	1 897	1 907	UNRWA	
6	18	150	285	1 942	2 052	4 453	2 098	2 355	Private	
641	782	7 096	7 774	0	0	16 293	7 737	8 556	Government	Qalqilya
0	0	1 199	1 083	0	0	2 282	1 199	1 083	UNRWA	
0	0	68	204	1 235	1 255	2 762	1 303	1 459	Private	
2 548	2 204	24 260	25 395	0	0	54 407	26 808	27 599	Government	Ramallah
0	0	6 617	4 070	0	0	10 687	6 617	4 070	UNRWA	
447	818	4 935	5 911	3 840	3 861	19 812	9 222	10 590	Private	
593	339	4 142	3 161	0	0	8 235	4 735	3 500	Government	Jerusalem
0	0	1 291	1 076	0	0	2 367	1 291	1 076	UNRWA	
476	315	4 657	6 074	1 416	1 448	14 386	6 549	7 837	Private	
1 516	1 340	13 415	13 480	0	0	29 751	14 931	14 820	Government	Bethlehem
0	0	2 645	1 757	0	0	4 402	2 645	1 757	UNRWA	
346	532	3 495	4 588	2 475	2 698	14 134	6 316	7 818	Private	
281	217	1 552	1 574	0	0	3 624	1 833	1 791	Government	Jericho
0	0	1 252	1 270	0	0	2 522	1 252	1 270	UNRWA	
2	8	488	537	308	353	1 696	798	898	Private	
2 648	2 560	27 485	29 575	0	0	62 268	30 133	32 135	Government	Hebron
0	0	3 809	1 553	0	0	5 362	3 809	1 553	UNRWA	
139	197	1 512	2 617	3 146	3 352	10 963	4 797	6 166	Private	
1 413	1 668	17 877	19 057	0	0	40 015	19 290	20 725	Government	South Hebron
0	0	2 038	1 944	0	0	3 982	2 038	1 944	UNRWA	
0	0	162	387	1 672	1 805	4 026	1 834	2 192	Private	
<b>17 674</b>	<b>18 516</b>	<b>208 265</b>	<b>214 626</b>	<b>23 993</b>	<b>25 027</b>	<b>508 101</b>	<b>249 932</b>	<b>258 169</b>	<b>Total</b>	<b>WB Total</b>
<b>16 160</b>	<b>16 204</b>	<b>163 270</b>	<b>170 092</b>	<b>0</b>	<b>0</b>	<b>365 726</b>	<b>179 430</b>	<b>186 296</b>	<b>Government</b>	
<b>0</b>	<b>0</b>	<b>28 108</b>	<b>21 384</b>	<b>0</b>	<b>0</b>	<b>49 492</b>	<b>28 108</b>	<b>21 384</b>	<b>UNRWA</b>	
<b>1 514</b>	<b>2 312</b>	<b>16 887</b>	<b>23 150</b>	<b>23 993</b>	<b>25 027</b>	<b>92 883</b>	<b>42 394</b>	<b>50 489</b>	<b>Private</b>	
5 631	6 050	41 434	41 173	0	0	94 288	47 065	47 223	Government	Gaza
0	0	31 099	33 300	0	0	64 399	31 099	33 300	UNRWA	
23	415	1 282	1 910	7 675	8 781	20 086	8 980	11 106	Private	
6 309	6 467	21 468	21 902	0	0	56 146	27 777	28 369	Government	Khan Younis
0	0	41 651	43 925	0	0	85 576	41 651	43 925	UNRWA	
0	0	123	224	4 586	4 970	9 903	4 709	5 194	Private	
<b>11 963</b>	<b>12 932</b>	<b>137 057</b>	<b>142 434</b>	<b>12 261</b>	<b>13 751</b>	<b>330 398</b>	<b>161 281</b>	<b>169 117</b>	<b>Total</b>	<b>GS Total</b>
<b>11 940</b>	<b>12 517</b>	<b>62 902</b>	<b>63 075</b>	<b>0</b>	<b>0</b>	<b>150 434</b>	<b>74 842</b>	<b>75 592</b>	<b>Government</b>	
<b>0</b>	<b>0</b>	<b>72 750</b>	<b>77 225</b>	<b>0</b>	<b>0</b>	<b>149 975</b>	<b>72 750</b>	<b>77 225</b>	<b>UNRWA</b>	
<b>23</b>	<b>415</b>	<b>1 405</b>	<b>2 134</b>	<b>12 261</b>	<b>13 751</b>	<b>29 989</b>	<b>13 689</b>	<b>16 300</b>	<b>Private</b>	

\*: Jerusalem Directorate does not include Municipality and Culture Committee Schools

:\*

### Distribution of Students in Secondary Vocational Schools by Directorate, Specialization and Gender

Industrial			Agricultural			Commercial			Grand Total			Directorate
Total	Female	Male	Total	Female	Male	Total	Female	Male	Total	Female	Male	
<b>1 243</b>	<b>0</b>	<b>1 243</b>	<b>228</b>	<b>0</b>	<b>228</b>	<b>399</b>	<b>349</b>	<b>50</b>	<b>1 870</b>	<b>349</b>	<b>1 521</b>	<b>Grand Total</b>
<b>94</b>	<b>0</b>	<b>94</b>	<b>0</b>	<b>0</b>	<b>0</b>	<b>31</b>	<b>31</b>	<b>0</b>	<b>125</b>	<b>31</b>	<b>94</b>	Jenin
<b>281</b>	<b>0</b>	<b>281</b>	<b>0</b>	<b>0</b>	<b>0</b>	<b>143</b>	<b>143</b>	<b>0</b>	<b>424</b>	<b>143</b>	<b>281</b>	Nablus
<b>0</b>	<b>0</b>	<b>0</b>	<b>0</b>	<b>0</b>	<b>0</b>	<b>0</b>	<b>0</b>	<b>0</b>	<b>0</b>	<b>0</b>	<b>0</b>	Salfit
<b>181</b>	<b>0</b>	<b>181</b>	<b>0</b>	<b>0</b>	<b>0</b>	<b>0</b>	<b>0</b>	<b>0</b>	<b>181</b>	<b>0</b>	<b>181</b>	Tulkarm
<b>0</b>	<b>0</b>	<b>0</b>	<b>0</b>	<b>0</b>	<b>0</b>	<b>0</b>	<b>0</b>	<b>0</b>	<b>0</b>	<b>0</b>	<b>0</b>	Qalqilya
<b>464</b>	<b>0</b>	<b>464</b>	<b>0</b>	<b>0</b>	<b>0</b>	<b>0</b>	<b>0</b>	<b>0</b>	<b>464</b>	<b>0</b>	<b>464</b>	Ramallah
<b>0</b>	<b>0</b>	<b>0</b>	<b>0</b>	<b>0</b>	<b>0</b>	<b>0</b>	<b>0</b>	<b>0</b>	<b>0</b>	<b>0</b>	<b>0</b>	Jerusalem
<b>126</b>	<b>0</b>	<b>126</b>	<b>0</b>	<b>0</b>	<b>0</b>	<b>60</b>	<b>31</b>	<b>29</b>	<b>186</b>	<b>31</b>	<b>155</b>	Bethlehem
<b>0</b>	<b>0</b>	<b>0</b>	<b>0</b>	<b>0</b>	<b>0</b>	<b>0</b>	<b>0</b>	<b>0</b>	<b>0</b>	<b>0</b>	<b>0</b>	Jericho
<b>97</b>	<b>0</b>	<b>97</b>	<b>97</b>	<b>0</b>	<b>97</b>	<b>84</b>	<b>63</b>	<b>21</b>	<b>278</b>	<b>63</b>	<b>215</b>	Hebron
<b>0</b>	<b>0</b>	<b>0</b>	<b>0</b>	<b>0</b>	<b>0</b>	<b>0</b>	<b>0</b>	<b>0</b>	<b>0</b>	<b>0</b>	<b>0</b>	South Hebron
<b>1 243</b>	<b>0</b>	<b>1 243</b>	<b>97</b>	<b>0</b>	<b>97</b>	<b>318</b>	<b>268</b>	<b>50</b>	<b>1 658</b>	<b>268</b>	<b>1 390</b>	<b>WB Total</b>
<b>0</b>	<b>0</b>	<b>0</b>	<b>131</b>	<b>0</b>	<b>131</b>	<b>81</b>	<b>81</b>	<b>0</b>	<b>212</b>	<b>81</b>	<b>131</b>	Gaza
<b>0</b>	<b>0</b>	<b>0</b>	<b>0</b>	<b>0</b>	<b>0</b>	<b>0</b>	<b>0</b>	<b>0</b>	<b>0</b>	<b>0</b>	<b>0</b>	Khan Younis
<b>0</b>	<b>0</b>	<b>0</b>	<b>131</b>	<b>0</b>	<b>131</b>	<b>81</b>	<b>81</b>	<b>0</b>	<b>212</b>	<b>81</b>	<b>131</b>	<b>GS Total</b>

\*: Jerusalem Directorate does not include Municipality and Culture Committee Schools

:\*

**Distribution of Students in 96/97 & 97/98, Repeaters, Drop-Outs and Their  
Percentage in 96/97 by Grade and Gender**

Drop - out		Repeaters		Students		Gender	Grade
97/96		97/96					
%	.No	%	.No	97/96	98/97		
2.2	15 471	3.3	23 617	712 820	763 467	Total	
2.3	8 279	3.6	13 096	364 036	388 508	Male	
2.1	7 192	3.0	10 521	348 784	374 959	Female	Grand Total
0.6	256	1.5	704	45 529	48 614	Male	1st Basic
0.3	140	2.0	910	44 415	46 775	Female	
0.3	133	1.5	664	42 961	45 040	Male	2nd Basic
0.3	111	1.8	743	41 235	44 000	Female	
0.5	186	2.8	1 128	40 959	43 441	Male	3rd Basic
0.3	113	2.7	1 031	38 817	41 671	Female	
0.7	249	5.1	1 867	36 911	41 761	Male	4th Basic
0.5	168	4.4	1 532	35 065	39 536	Female	
1.3	448	5.4	1 942	35 793	37 138	Male	5th Basic
0.8	272	4.6	1 579	33 987	35 128	Female	
2.2	728	5.1	1 726	33 694	35 234	Male	6th Basic
1.4	440	4.0	1 272	32 085	33 456	Female	
3.7	1 108	4.7	1 401	29 987	32 482	Male	7th Basic
2.2	634	4.0	1 171	28 928	31 507	Female	
5.0	1 374	4.6	1 252	27 377	28 395	Male	8th Basic
3.5	931	3.9	1 038	26 496	28 007	Female	
6.2	1 415	4.2	960	22 866	25 338	Male	9th Basic
5.0	1 131	2.6	587	22 708	24 679	Female	
6.6	1 216	2.3	429	18 325	19 617	Male	10th Basic
6.2	1 127	1.8	334	18 215	20 563	Female	
1.1	57	0.3	15	5 309	5 655	Male	1st Sec. Sc.
3.3	130	0.2	9	3 939	4 365	Female	
1.4	66	6.2	298	4 836	5 292	Male	2nd Sec. Sc.
4.1	136	2.2	73	3 313	3 517	Female	
7.5	687	2.4	223	9 184	9 767	Male	1st Sec. Lit.
9.5	1 024	1.2	130	10 815	11 532	Female	
3.8	335	4.6	411	8 862	9 092	Male	2nd. Sec Lit.
9.8	828	1.3	110	8 434	9 874	Female	
0.0	0	0.0	0	0	75	Male	1st Sec. Shar.
0.0	0	0.0	0	0	0	Female	
0.0	0	0.0	0	0	46	Male	2nd. Sec Shar.
0.0	0	0.0	0	0	0	Female	
1.4	11	9.4	76	809	835	Male	1st Sec.Voc.
3.8	7	1.1	2	183	212	Female	
1.6	10	0.0	0	634	686	Male	2nd Sec. Voc.
0.0	0	0.0	0	149	137	Female	

\*: Does not include Municipality and Culture Committee Schools in Jerusalem

\*:

Sec.: Secondary, Sc.: Scientific, Lit.: Literary, Shar.: Shar'i (Islamic Religion), Voc.: Vocational

### Distribution of Moving Disability Students by Supervising Authority, Gender and Stage

Secondary	Basic	Kindergartens	Grand Total	Gender	Supervising Authority
<b>47</b>	<b>848</b>	<b>24</b>	<b>919</b>	<b>Total</b>	<b>Grand Total</b>
<b>23</b>	<b>492</b>	<b>0</b>	<b>515</b>	<b>Male</b>	
<b>24</b>	<b>356</b>	<b>24</b>	<b>404</b>	<b>Female</b>	
19	242	0	<b>261</b>	Male	Government
24	187	0	<b>211</b>	Female	
0	156	0	<b>156</b>	Male	UNRWA
0	118	0	<b>118</b>	Female	
4	94	0	<b>98</b>	Male	Private
0	51	24	<b>75</b>	Female	

\*: Does not include Municipality and Culture Committee Schools in Jerusalem

:\*



### Distribution of Teachers by Directorate, Qualification and Gender

MA\MSc & Above			Higher Diploma			BA\BSc			Lower Diploma			Secondary & Lower			Grand Total			Directorate
Total	Female	Male	Total	Female	Male	Total	Female	Male	Total	Female	Male	Total	Female	Male	Total	Female	Male	
<b>289</b>	<b>55</b>	<b>234</b>	<b>347</b>	<b>111</b>	<b>236</b>	<b>12 138</b>	<b>5 248</b>	<b>6 890</b>	<b>13 872</b>	<b>8 063</b>	<b>5 809</b>	<b>2 047</b>	<b>1 697</b>	<b>350</b>	<b>28 693</b>	<b>15 174</b>	<b>13 519</b>	<b>Grand Total</b>
<b>29</b>	8	21	<b>29</b>	6	23	<b>1 062</b>	481	581	<b>1 225</b>	675	550	<b>149</b>	114	35	<b>2 494</b>	<b>1 284</b>	<b>1 210</b>	Jenin
<b>43</b>	11	32	<b>43</b>	9	34	<b>1 122</b>	551	571	<b>1 246</b>	689	557	<b>194</b>	148	46	<b>2 648</b>	<b>1 408</b>	<b>1 240</b>	Nablus
<b>12</b>	1	11	<b>7</b>	3	4	<b>314</b>	125	189	<b>231</b>	122	109	<b>13</b>	13	0	<b>577</b>	<b>264</b>	<b>313</b>	Salfit
<b>24</b>	3	21	<b>16</b>	4	12	<b>590</b>	285	305	<b>615</b>	375	240	<b>57</b>	49	8	<b>1 302</b>	<b>716</b>	<b>586</b>	Tulkarm
<b>12</b>	0	12	<b>3</b>	1	2	<b>386</b>	167	219	<b>343</b>	196	147	<b>33</b>	31	2	<b>777</b>	<b>395</b>	<b>382</b>	Qalqilya
<b>46</b>	14	32	<b>37</b>	12	25	<b>1 540</b>	745	795	<b>1 594</b>	906	688	<b>297</b>	238	59	<b>3 514</b>	<b>1 915</b>	<b>1 599</b>	Ramallah
<b>25</b>	4	21	<b>7</b>	3	4	<b>537</b>	326	211	<b>495</b>	337	158	<b>158</b>	136	22	<b>1 222</b>	<b>806</b>	<b>416</b>	Jerusalem
<b>13</b>	5	8	<b>7</b>	2	5	<b>862</b>	408	454	<b>884</b>	538	346	<b>164</b>	134	30	<b>1 930</b>	<b>1 087</b>	<b>843</b>	Bethlehem
<b>4</b>	2	2	<b>2</b>	1	1	<b>110</b>	52	58	<b>150</b>	81	69	<b>18</b>	17	1	<b>284</b>	<b>153</b>	<b>131</b>	Jericho
<b>18</b>	2	16	<b>41</b>	18	23	<b>1 275</b>	534	741	<b>1 170</b>	698	472	<b>172</b>	158	14	<b>2 676</b>	<b>1 410</b>	<b>1 266</b>	Hebron
<b>7</b>	1	6	<b>7</b>	1	6	<b>781</b>	299	482	<b>787</b>	364	423	<b>69</b>	69	0	<b>1 651</b>	<b>734</b>	<b>917</b>	South Hebron
<b>233</b>	<b>51</b>	<b>182</b>	<b>199</b>	<b>60</b>	<b>139</b>	<b>8 579</b>	<b>3 973</b>	<b>4 606</b>	<b>8 740</b>	<b>4 981</b>	<b>3 759</b>	<b>1 324</b>	<b>1 107</b>	<b>217</b>	<b>19 075</b>	<b>10 172</b>	<b>8 903</b>	<b>WB Total</b>
<b>37</b>	<b>2</b>	<b>35</b>	<b>99</b>	36	63	<b>1 938</b>	757	1 181	<b>2 670</b>	1 649	1 021	<b>469</b>	403	66	<b>5 213</b>	<b>2 847</b>	<b>2 366</b>	Gaza
<b>19</b>	<b>2</b>	<b>17</b>	<b>49</b>	15	34	<b>1 621</b>	518	1 103	<b>2 462</b>	1 433	1 029	<b>254</b>	187	67	<b>4 405</b>	<b>2 155</b>	<b>2 250</b>	Khan Younis
<b>56</b>	<b>4</b>	<b>52</b>	<b>148</b>	<b>51</b>	<b>97</b>	<b>3 559</b>	<b>1 275</b>	<b>2 284</b>	<b>5 132</b>	<b>3 082</b>	<b>2 050</b>	<b>723</b>	<b>590</b>	<b>133</b>	<b>9 618</b>	<b>5 002</b>	<b>4 616</b>	<b>GS Total</b>

\*: Jerusalem Directorate does not include Municipality and Culture Committee Schools

.\*

## Distribution of Teachers by Directorate, Supervising Authority, Stage and Gender

B+S		Secondary Only		Basic		Kindergartens		Grand Total			Supervising Authority	Directorate
Female	Male	Female	Male	Female	Male	Female	Male	Total	Female	Male		
<b>1 500</b>	<b>2 136</b>	<b>566</b>	<b>1 130</b>	<b>10 460</b>	<b>10 253</b>	<b>2 648</b>	<b>0</b>	<b>28 693</b>	<b>15 174</b>	<b>13 519</b>	<b>Total</b>	<b>Grand Total</b>
<b>1 308</b>	<b>1 855</b>	<b>529</b>	<b>944</b>	<b>6 498</b>	<b>7 124</b>	<b>0</b>	<b>0</b>	<b>18 258</b>	<b>8 335</b>	<b>9 923</b>	<b>Government</b>	
<b>0</b>	<b>0</b>	<b>0</b>	<b>0</b>	<b>2 468</b>	<b>2 686</b>	<b>0</b>	<b>0</b>	<b>5 154</b>	<b>2 468</b>	<b>2 686</b>	<b>UNRWA</b>	
<b>192</b>	<b>281</b>	<b>37</b>	<b>186</b>	<b>1 494</b>	<b>443</b>	<b>2 648</b>	<b>0</b>	<b>5 281</b>	<b>4 371</b>	<b>910</b>	<b>Private</b>	
214	285	21	28	700	800	0	0	2 048	935	1 113	Government	Jenin
0	0	0	0	101	60	0	0	161	101	60	UNRWA	
2	17	0	4	47	16	199	0	285	248	37	Private	
145	245	30	66	716	736	0	0	1 938	891	1 047	Government	Nablus
0	0	0	0	111	145	0	0	256	111	145	UNRWA	
1	25	0	2	99	21	306	0	454	406	48	Private	
61	112	2	6	161	195	0	0	537	224	313	Government	Salfit
0	0	0	0	0	0	0	0	0	0	0	UNRWA	
0	0	0	0	0	0	40	0	40	40	0	Private	
118	132	7	35	384	359	0	0	1 035	509	526	Government	Tulkarm
0	0	0	0	56	56	0	0	112	56	56	UNRWA	
0	0	0	4	22	0	129	0	155	151	4	Private	
50	98	4	8	228	241	0	0	629	282	347	Government	Qalqilya
0	0	0	0	32	30	0	0	62	32	30	UNRWA	
0	0	0	0	19	5	62	0	86	81	5	Private	
217	278	33	44	723	875	0	0	2 170	973	1 197	Government	Ramallah
0	0	0	0	189	132	0	0	321	189	132	UNRWA	
68	78	6	66	402	126	277	0	1 023	753	270	Private	
47	24	5	11	164	135	0	0	386	216	170	Government	Jerusalem
0	0	0	0	48	38	0	0	86	48	38	UNRWA	
55	56	19	56	340	96	128	0	750	542	208	Private	
96	128	18	26	376	470	0	0	1 114	490	624	Government	Bethlehem
0	0	0	0	89	53	0	0	142	89	53	UNRWA	
41	55	11	32	261	79	195	0	674	508	166	Private	
13	32	7	1	45	47	0	0	145	65	80	Government	Jericho
0	0	0	0	29	43	0	0	72	29	43	UNRWA	
1	4	0	0	36	4	22	0	67	59	8	Private	
131	179	42	65	774	881	0	0	2 072	947	1 125	Government	Hebron
0	0	0	0	102	47	0	0	149	102	47	UNRWA	
20	30	0	1	113	63	228	0	455	361	94	Private	
78	130	11	25	469	680	0	0	1 393	558	835	Government	South Hebron
0	0	0	0	41	78	0	0	119	41	78	UNRWA	
0	0	0	0	23	4	112	0	139	135	4	Private	
<b>1 358</b>	<b>1 908</b>	<b>216</b>	<b>480</b>	<b>6 900</b>	<b>6 515</b>	<b>1 698</b>	<b>0</b>	<b>19 075</b>	<b>10 172</b>	<b>8 903</b>	<b>Total</b>	<b>WB Total</b>
<b>1 170</b>	<b>1 643</b>	<b>180</b>	<b>315</b>	<b>4 740</b>	<b>5 419</b>	<b>0</b>	<b>0</b>	<b>13 467</b>	<b>6 090</b>	<b>7 377</b>	<b>Government</b>	
<b>0</b>	<b>0</b>	<b>0</b>	<b>0</b>	<b>798</b>	<b>682</b>	<b>0</b>	<b>0</b>	<b>1 480</b>	<b>798</b>	<b>682</b>	<b>UNRWA</b>	
<b>188</b>	<b>265</b>	<b>36</b>	<b>165</b>	<b>1 362</b>	<b>414</b>	<b>1 698</b>	<b>0</b>	<b>4 128</b>	<b>3 284</b>	<b>844</b>	<b>Private</b>	
61	73	154	337	1 143	1 082	0	0	2 850	1 358	1 492	Government	Gaza
0	0	0	0	765	816	0	0	1 581	765	816	UNRWA	
4	16	1	21	123	21	596	0	782	724	58	Private	
77	139	195	292	615	623	0	0	1 941	887	1 054	Government	Khan Younis
0	0	0	0	905	1 188	0	0	2 093	905	1 188	UNRWA	
0	0	0	0	9	8	354	0	371	363	8	Private	
<b>142</b>	<b>228</b>	<b>350</b>	<b>650</b>	<b>3 560</b>	<b>3 738</b>	<b>950</b>	<b>0</b>	<b>9 618</b>	<b>5 002</b>	<b>4 616</b>	<b>Total</b>	<b>GS Total</b>
<b>138</b>	<b>212</b>	<b>349</b>	<b>629</b>	<b>1 758</b>	<b>1 705</b>	<b>0</b>	<b>0</b>	<b>4 791</b>	<b>2 245</b>	<b>2 546</b>	<b>Government</b>	
<b>0</b>	<b>0</b>	<b>0</b>	<b>0</b>	<b>1 670</b>	<b>2 004</b>	<b>0</b>	<b>0</b>	<b>3 674</b>	<b>1 670</b>	<b>2 004</b>	<b>UNRWA</b>	
<b>4</b>	<b>16</b>	<b>1</b>	<b>21</b>	<b>132</b>	<b>29</b>	<b>950</b>	<b>0</b>	<b>1 153</b>	<b>1 087</b>	<b>66</b>	<b>Private</b>	

\*: Jerusalem Directorate does not include Municipality and Culture Committee Schools

.\*

### Distribution of Teaching and Non-Teaching Staff by Supervising Authority, Gender and Type of Work

Janitors	Employees	Technicians	Teachers	Administrators	Grand Total	Gender	Supervising Authority
<b>2 786</b>	<b>635</b>	<b>278</b>	<b>28 692</b>	<b>4 032</b>	<b>36 423</b>	<b>Total</b>	<b>Grand Total</b>
<b>1 431</b>	<b>534</b>	<b>152</b>	<b>13 518</b>	<b>1 835</b>	<b>17 469</b>	<b>Male</b>	
<b>1 355</b>	<b>101</b>	<b>127</b>	<b>15 174</b>	<b>2 198</b>	<b>18 954</b>	<b>Female</b>	
1 011	79	145	9 923	1 460	<b>12 619</b>	Male	Government
584	5	117	8 335	1 122	<b>10 162</b>	Female	
288	4	0	2 685	115	<b>3 092</b>	Male	UNRWA
58	0	0	2 468	162	<b>2 688</b>	Female	
111	178	7	910	217	<b>1 423</b>	Male	Private\Schools /
166	44	10	1 723	233	<b>2 176</b>	Female	
21	273	0	0	42	<b>335</b>	Male	Private\Kindergartens /
547	52	0	2 648	681	<b>3 928</b>	Female	

\*: Does not include Municipality and Culture Committee Schools in Jerusalem

:\*

## Distribution of Classes by Directorate, Supervising Authority and Gender

Private								UNRWA				Government				Grand Total				Directorate
Kindergartens				Schools																
Total	Co-ed	Female	Male	Total	Co-ed	Female	Male	Total	Co-ed	Female	Male	Total	Co-ed	Female	Male	Total	Co-ed	Female	Male	
<b>2 693</b>	<b>2 652</b>	<b>26</b>	<b>15</b>	<b>1 884</b>	<b>1 153</b>	<b>332</b>	<b>399</b>	<b>4 305</b>	<b>977</b>	<b>1 577</b>	<b>1 751</b>	<b>14 729</b>	<b>1 928</b>	<b>6 328</b>	<b>6 473</b>	<b>23 611</b>	<b>6 710</b>	<b>8 263</b>	<b>8 638</b>	<b>Grand Total</b>
258	257	0	1	68	48	3	17	144	17	75	52	1 687	172	731	784	2 157	494	809	854	Jenin
327	327	0	0	111	77	9	25	224	41	91	92	1 652	254	710	688	2 314	699	810	805	Nablus
40	40	0	0	0	0	0	0	0	0	0	0	474	103	180	191	514	143	180	191	Salfit
142	142	0	0	19	19	0	0	99	0	50	49	860	84	381	395	1 120	245	431	444	Tulkarm
78	78	0	0	19	18	0	1	55	0	29	26	515	148	174	193	667	244	203	220	Qalqilya
281	272	8	1	522	364	78	80	276	2	168	106	1 762	286	730	746	2 841	924	984	933	Ramallah
90	74	9	7	437	158	143	136	74	11	36	27	271	10	142	119	872	253	330	289	Jerusalem
201	187	9	5	338	220	54	64	127	20	68	39	907	117	398	392	1 573	544	529	500	Bethlehem
22	22	0	0	37	32	5	0	61	61	0	0	120	53	36	31	240	168	41	31	Jericho
215	215	0	0	167	93	32	42	130	8	88	34	1 726	54	807	865	2 238	370	927	941	Hebron
126	126	0	0	22	19	0	3	107	26	42	39	1 192	161	502	529	1 447	332	544	571	South Hebron
<b>1 780</b>	<b>1 740</b>	<b>26</b>	<b>14</b>	<b>1 740</b>	<b>1 048</b>	<b>324</b>	<b>368</b>	<b>1 297</b>	<b>186</b>	<b>647</b>	<b>464</b>	<b>11 166</b>	<b>1 442</b>	<b>4 791</b>	<b>4 933</b>	<b>15 983</b>	<b>4 416</b>	<b>5 788</b>	<b>5 779</b>	<b>WB Total</b>
571	570	0	1	129	96	7	26	1 297	335	401	561	2 190	221	1 003	966	4 187	1 222	1 411	1 554	Gaza
342	342	0	0	15	9	1	5	1 711	456	529	726	1 373	265	534	574	3 441	1 072	1 064	1 305	Khan Younis
<b>913</b>	<b>912</b>	<b>0</b>	<b>1</b>	<b>144</b>	<b>105</b>	<b>8</b>	<b>31</b>	<b>3 008</b>	<b>791</b>	<b>930</b>	<b>1 287</b>	<b>3 563</b>	<b>486</b>	<b>1 537</b>	<b>1 540</b>	<b>7 628</b>	<b>2 294</b>	<b>2 475</b>	<b>2 859</b>	<b>GS Total</b>

\*: Jerusalem Directorate does not include Municipality and Culture Committee Schools

.\*

### Distribution of Schools and Kindergarten by Directorate and Available Services

Wall Type			Fenced			Canteen		Heating		Electricity		Water		Directorate
Mixed	Barbwire	/ Concrete/Stone	Whole	Partial	NA	NA	Available	NA	Available	NA	Available	Not-Permanent	Permanent	
<b>615</b>	<b>56</b>	<b>1 526</b>	<b>1 782</b>	<b>415</b>	<b>203</b>	<b>786</b>	<b>1 614</b>	<b>1 856</b>	<b>544</b>	<b>235</b>	<b>2 165</b>	<b>398</b>	<b>2 002</b>	<b>Grand Total</b>
58	12	176	183	63	29	84	191	240	35	66	209	113	162	Jenin
87	8	174	213	56	16	93	192	223	62	22	263	72	213	Nablus
7	2	55	44	20	5	28	41	54	15	12	57	17	52	Salfit
39	4	73	97	19	7	21	102	108	15	13	110	34	89	Tulkarm
14	4	58	55	21	7	37	46	76	7	23	60	21	62	Qalqilya
126	6	155	230	57	23	110	200	169	141	8	302	27	283	Ramallah
24	2	47	62	11	13	37	49	44	42	3	83	8	78	Jerusalem
84	4	71	124	35	23	70	112	105	77	17	165	17	165	Bethlehem
9		9	13	5	3	5	16	17	4		21	4	17	Jericho
70	5	120	141	54	23	56	162	146	72	26	192	28	190	Hebron
41	5	78	91	33	38	81	81	124	38	28	134	39	123	South Hebron
<b>559</b>	<b>52</b>	<b>1 016</b>	<b>1 253</b>	<b>374</b>	<b>187</b>	<b>622</b>	<b>1 192</b>	<b>1 306</b>	<b>508</b>	<b>218</b>	<b>1 596</b>	<b>380</b>	<b>1 434</b>	<b>WB Total</b>
26	2	291	306	13	5	87	237	303	21	4	320	14	310	Gaza
30	2	219	223	28	11	77	185	247	15	13	249	4	258	Khan Younis
<b>56</b>	<b>4</b>	<b>510</b>	<b>529</b>	<b>41</b>	<b>16</b>	<b>164</b>	<b>422</b>	<b>550</b>	<b>36</b>	<b>17</b>	<b>569</b>	<b>18</b>	<b>568</b>	<b>GS Total</b>

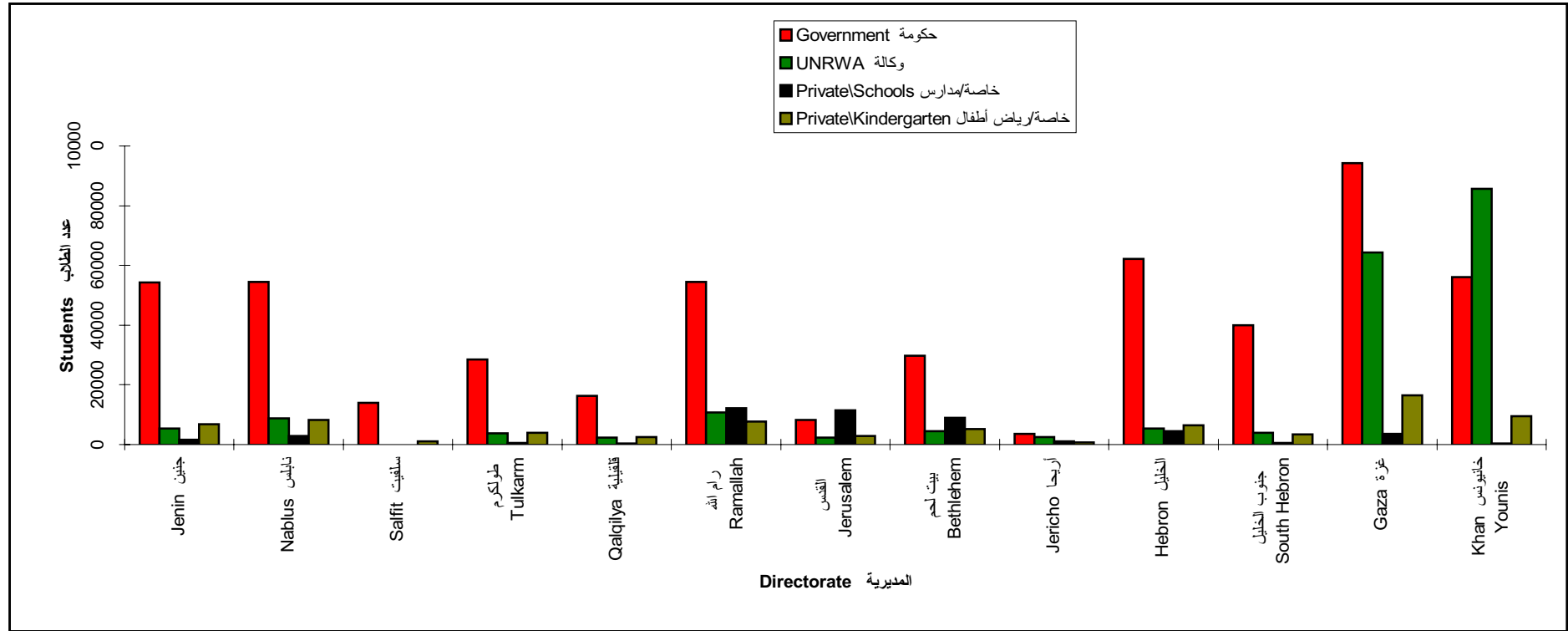
NA: Not Available

\*: Jerusalem Directorate does not include Municipality and Culture Committee Schools

:\*

\*

### Distribution of Students by Supervising Authority and Directorate\*

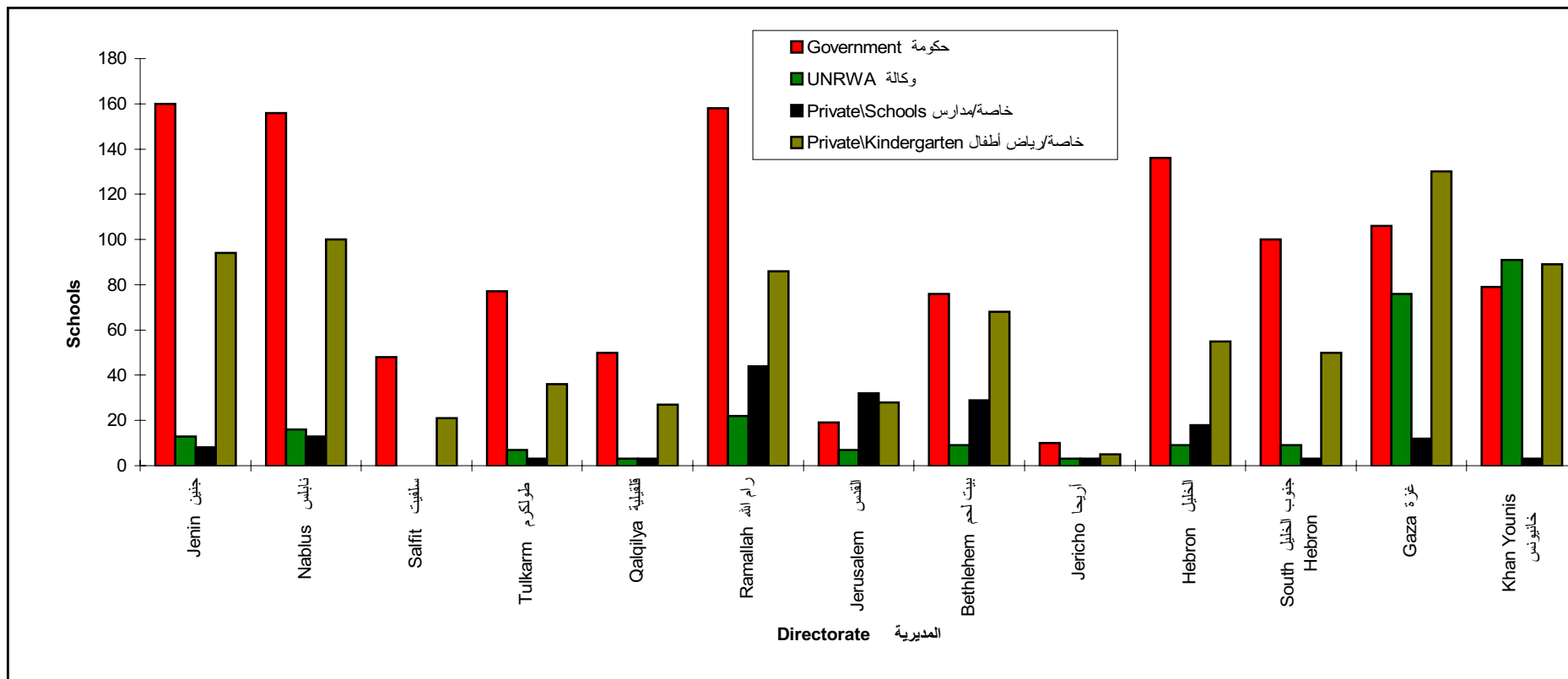


\*: Jerusalem Directorate does not include Municipality and Culture Committee Schools

.\*

\*

### Distribution of Schools by Supervising Authority and Directorate\*

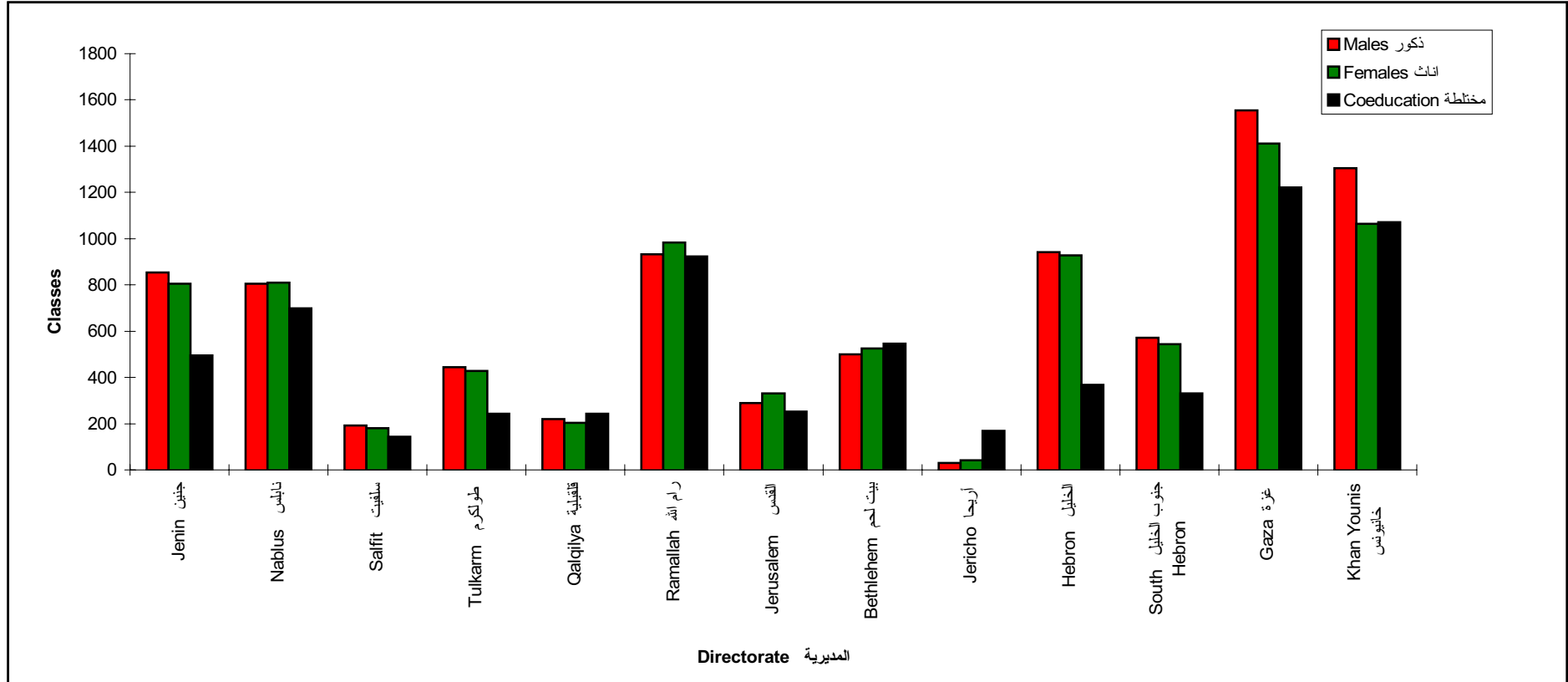


\*: Jerusalem Directorate does not include Municipality and Culture Committee Schools

.\*

\*

### Distribution of Classes by Directorate and Gender\*



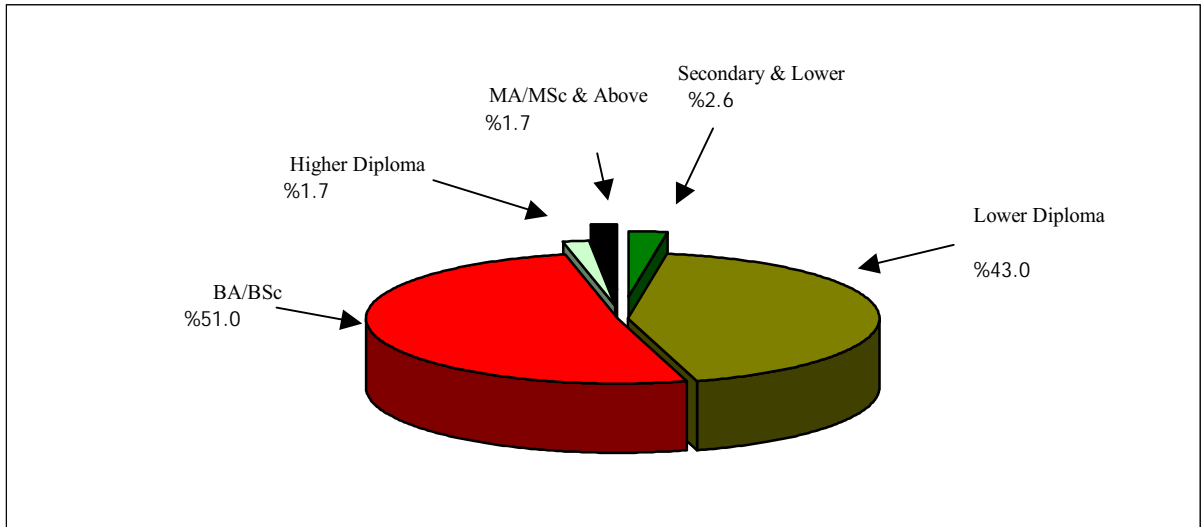
\*: Jerusalem Directorate does not include Municipality and Culture Committee Schools

.\*



\*

### Male Teachers by Qualification\*

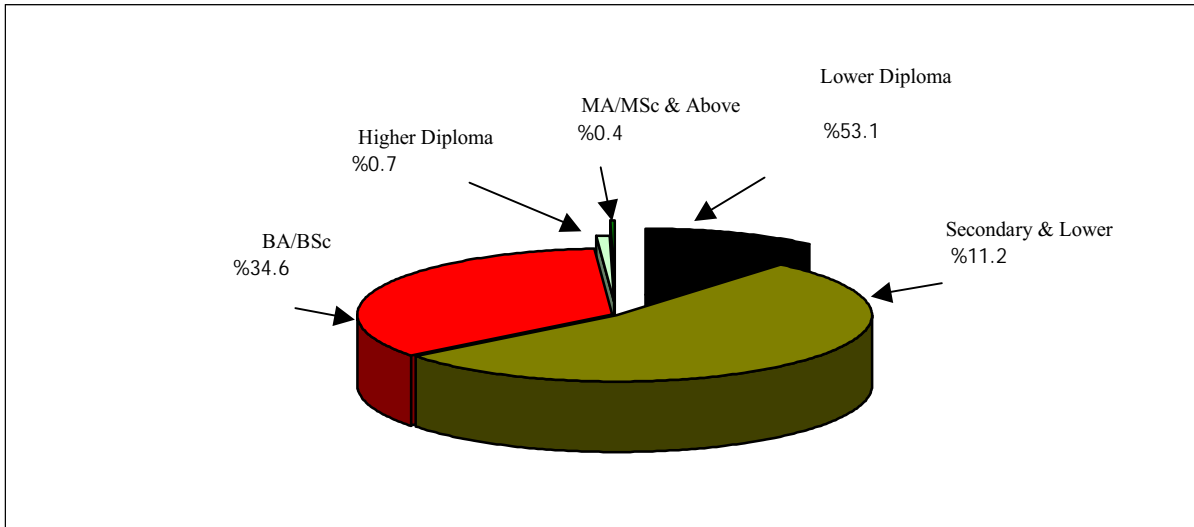


\*: Does not include Municipality and Culture Committee in Jerusalem

:\*

\*

### Female Teachers by Qualification\*



\*: Does not include Municipality and Culture Committee in Jerusalem

:\*