

**Ministry of Education
& Higher Education**



**Palestinian Central
Bureau of Statistics**

Education Statistics

1995/94

Preface

Palestinian Central Bureau of Statistics and The Ministry of Education and Higher Education are pleased to present this chart of data and basic indicators on general education and kindergartens in the West Bank and Gaza Strip to interested individuals and institutions. The data provided here, including special indicators for the scholastic year 1994/1995, were extracted from the soon to be published Educational Statistical Year book cooperatively created by the Ministry of Education and Higher Education and the Palestinian Central Bureau of Statistics.

1995/94

.1995

1995/94

.()

Distribution of Schools, Classes, Students and Teachers by Directorate, Gender and Supervising Authority

All Cycles

Private				UNRWA				Government				Grand Total				Gender	Directorate
Teacher	Student	Class	School	Teacher	Student	Class	School	Teacher	Student	Class	School	Teacher	Student	Class	School		
3,151	74,558	2,706	567	4,370	161,332	3,702	259	13,533	418,807	11,817	1,084	21,054	654,697	18,225	1,910	T	Grand Total
728	40,557	333	23	2,393	80,263	1,504	108	7,865	217,046	5,243	377	10,986	337,866	7,080	508	M	
2,423	34,001	312	23	1,977	81,069	1,345	85	5,668	201,761	4,788	384	10,068	316,831	6,445	492	F	
		2,061	521			853	66			1,786	323			4,700	910	Co-ed	
26	2,978	13	0	59	2,202	54	7	830	24,096	639	56	914	29,276	706	63	M	Jenin
124	2,318	0	0	92	2,667	64	5	595	20,843	528	49	811	25,828	592	54	F	
		179	71			20	3			124	33			323	107	Co-ed	
35	4,156	19	2	136	4,115	88	7	888	22,699	563	39	1,058	30,970	670	48	M	Nablus
258	3,313	6	1	105	3,903	86	6	617	21,771	532	51	980	28,987	624	58	F	
		259	78			41	3			259	58			559	139	Co-ed	
12	1,985	0	0	45	1,642	41	3	670	18,229	475	36	727	21,856	516	39	M	Tulkarm
100	1,832	0	0	47	1,590	36	3	535	16,847	441	40	682	20,269	477	43	F	
		132	44			6	1			163	42			301	87	Co-ed	
0	703	0	0	29	1,060	26	2	240	7,112	141	9	269	8,875	167	11	M	Qalqilia
37	619	0	0	29	1,063	26	1	190	6,130	125	9	256	7,812	151	10	F	
		43	14			0	0			128	26			171	40	Co-ed	
197	8,460	51	4	135	3,619	101	9	948	25,565	647	47	1,280	37,644	799	60	M	Ramallah
619	8,232	71	2	158	5,793	164	12	630	21,915	533	50	1,407	35,940	768	64	F	
		530	107			2	1			240	57			772	165	Co-ed	
196	6,645	120	11	35	1,205	27	3	96	1,437	67	6	327	9,287	214	20	M	Jerusalem
400	5,753	135	13	44	1,219	22	2	142	3,484	115	10	585	10,456	272	25	F	
		186	31			21	2			0	0			207	33	Co-ed	
146	7,078	67	3	45	1,494	35	2	515	12,829	341	25	706	21,401	443	30	M	Bethlehem
423	5,789	60	6	82	2,438	64	5	361	12,308	322	23	865	20,535	446	34	F	
		341	75			15	2			115	22			471	99	Co-ed	
7	344	6	0	36	1,153	0	0	57	1,717	29	2	100	3,214	35	2	M	Jericho
20	320	5	0	24	1,004	0	0	65	1,770	33	2	108	3,094	38	2	F	
		12	5			56	3			45	6			113	14	Co-ed	
71	5,582	37	2	120	3,132	70	5	1,641	44,900	1,218	94	1,831	53,614	1,325	101	M	Hebron
328	4,293	28	1	117	4,670	108	9	1,147	40,694	1,103	87	1,592	49,657	1,239	97	F	
		291	76			39	4			218	34			548	114	Co-ed	
2,997	70,400	2,591	546	1,338	43,969	1,212	100	10,164	304,346	9,144	913	14,498	418,715	12,947	1,559	T	WB Total
689	37,931	313	22	640	19,622	442	38	5,883	158,584	4,120	314	7,212	216,137	4,875	374	M	
2,308	32,469	305	23	698	24,347	570	43	4,281	145,762	3,732	321	7,287	202,578	4,607	387	F	
		1,973	501			200	19			1,292	278			3,465	798	Co-ed	
39	2,356	20	1	705	26,027	444	31	1,132	35,646	691	38	1,876	64,029	1,155	70	M	Gaza
96	1,241	7	0	592	24,426	284	16	860	34,690	681	41	1,548	60,357	972	57	F	
		67	12			336	20			254	22			657	54	Co-ed	
0	270	0	0	1,049	34,614	618	39	850	22,816	432	25	1,898	57,700	1,050	64	M	Khan Younis
19	291	0	0	687	32,296	491	26	527	21,309	375	22	1,233	53,896	866	48	F	
		21	8			317	27			240	23			578	58	Co-ed	
154	4,158	115	21	3,033	117,363	2,490	159	3,369	114,461	2,673	171	6,556	235,982	5,278	351	T	GS Total
39	2,626	20	1	1,754	60,641	1,062	70	1,982	58,462	1,123	63	3,774	121,729	2,205	134	M	
115	1,532	7	0	1,279	56,722	775	42	1,387	55,999	1,056	63	2,781	114,253	1,838	105	F	
		88	20			653	47			494	45			1,235	112	Co-ed	

Jerusalem Directorate Includes Muslem Wakf and Private Schools Only.

T: Total, M: Males, F: Females, Co.: Coeducation

Distribution of Schools by Directorate, Gender, Stage and Locality

All Cycles

Secondary Only			Basic & Secondary			Basic			Kindergartens			Total	Gender	Directorate
Camp	Village	City	Camp	Village	City	Camp	Village	City	Camp	Village	City			
3	2	19	2	173	134	147	557	437	24	236	176	1,910	T	Grand Total
1	2	10	1	68	53	66	126	176	0	2	3	508	M	
2	0	5	0	55	55	58	154	151	0	2	10	492	F	
0	0	4	1	50	26	23	277	110	24	232	163	910	Co-ed	
0	1	0	0	17	6	5	22	12	0	0	0	63	M	Jenin
0	0	0	0	8	6	3	26	11	0	0	0	54	F	
0	0	1	0	2	2	1	32	4	2	45	18	107	Co-ed	
0	0	1	0	4	4	6	13	19	0	1	0	48	M	Nablus
0	0	0	0	5	6	5	21	21	0	0	0	58	F	
0	0	1	0	17	0	0	41	10	6	32	32	139	Co-ed	
0	0	1	0	6	4	3	15	10	0	0	0	39	M	Tulkarm
0	0	0	0	9	3	3	19	9	0	0	0	43	F	
0	0	2	0	11	1	1	30	0	2	28	12	87	Co-ed	
0	0	0	0	2	1	0	3	5	0	0	0	11	M	Qalqilia
0	0	0	0	1	2	0	4	3	0	0	0	10	F	
0	0	0	0	9	0	0	17	0	0	11	3	40	Co-ed	
0	0	3	0	14	7	6	21	8	0	1	0	60	M	Ramallah
0	0	0	0	10	8	5	34	6	0	0	1	64	F	
0	0	0	0	10	11	0	56	11	1	48	28	165	Co-ed	
0	0	0	0	0	6	2	0	9	0	0	3	20	M	Jerusalem
0	0	0	0	1	8	2	1	5	0	1	7	25	F	
0	0	0	0	0	4	0	4	8	0	2	15	33	Co-ed	
0	0	0	0	10	5	1	9	5	0	0	0	30	M	Bethlehem
0	0	0	0	6	5	3	13	4	0	1	2	34	F	
0	0	0	0	1	6	0	27	12	0	28	25	99	Co-ed	
0	0	0	0	0	1	0	0	1	0	0	0	2	M	Jericho
0	0	0	0	0	1	0	0	1	0	0	0	2	F	
0	0	0	0	0	0	2	6	3	0	1	2	14	Co-ed	
0	0	2	0	14	6	2	32	45	0	0	0	101	M	Hebron
0	0	1	0	13	7	4	29	43	0	0	0	97	F	
0	0	0	0	0	1	0	38	10	2	36	27	114	Co-ed	
0	1	12	0	170	111	54	513	275	13	235	175	1,559	T	WB Total
0	1	7	0	67	40	25	115	114	0	2	3	374	M	
0	0	1	0	53	46	25	147	103	0	2	10	387	F	
0	0	4	0	50	25	4	251	58	13	231	162	798	Co-ed	
0	0	2	0	1	7	14	5	41	0	0	0	70	M	Gaza
1	0	2	0	0	6	13	3	32	0	0	0	57	F	
0	0	0	0	0	1	10	6	32	4	1	0	54	Co-ed	
1	1	1	1	0	6	27	6	21	0	0	0	64	M	Khan Younis
1	0	2	0	2	3	20	4	16	0	0	0	48	F	
0	0	0	1	0	0	9	20	20	7	0	1	58	Co-ed	
3	1	7	2	3	23	93	44	162	11	1	1	351	T	GS Total
1	1	3	1	1	13	41	11	62	0	0	0	134	M	
2	0	4	0	2	9	33	7	48	0	0	0	105	F	
0	0	0	1	0	1	19	26	52	11	1	1	112	Co-ed	

Jerusalem Directorate Includes Muslem Wakf and Private Schools Only.

T: Total, M: Males, F: Females, Co.: Coeducation

Distribution of Kindergartens by Locality and Number of Children by Gender and Directorate

Children			Kindergartens				Directorate
Total	Female	Male	Total	Camp	Village	City	
36,829	17,706	19,123	436	24	236	176	Grand Total
4,292	2,047	2,245	65	2	45	18	Jenin
5,691	2,723	2,968	71	6	33	32	Nablus
3,779	1,819	1,960	42	2	28	12	Tulkarm
1,322	619	703	14	0	11	3	Qulqilia
6,913	3,400	3,513	79	1	49	29	Ramallah
2,327	1,143	1,184	28	0	3	25	Jerusalem
4,728	2,270	2,458	56	0	29	27	Bethlehem
238	120	118	3	0	1	2	Jericho
6,478	3,008	3,470	65	2	36	27	Hebron
35,768	17,149	18,619	423	13	235	175	WB Total
500	266	234	5	4	1	0	Gaza
561	291	270	8	7	0	1	Khan Younis
1,061	557	504	13	11	1	1	GS Total

Jerusalem Directorate Includes Muslem Wakf and Private Schools Only.

Disribution of Students , Classrooms, Area per Student and Student per Classroom by Directorate , School Locality and Stage

All Cycles

Secondary					Basic					Locality	Directorate
/	/2	2			/	/2	2				
Stud./Class	m2/Stud.	Classes Area m2	Classes	Students	Stud./Class	m2/Stud.	Classes Area m2	Classes	Students		
30	1.40	63,352	1,502	45,339	37	1.03	587,454	15,436	572,529	Total	Grand Total
32	1.37	41,307	948	30,259	38	1.06	271,073	6,707	256,085	City	
25	1.53	19,035	492	12,464	34	1.03	228,626	6,607	222,631	Village	
42	1.15	3,010	62	2,616	44	0.94	87,755	2,122	93,813	Camp	
30	1.27	2,902	76	2,293	39	0.96	14,946	397	15,597	City	Jenin
22	1.51	2,111	63	1,398	33	1.06	30,236	853	28,433	Village	
...	...	0	0	0	37	1.09	3,383	83	3,091	Camp	
34	1.37	3,864	83	2,811	36	1.03	19,381	529	18,833	City	Nablus
22	1.58	2,204	63	1,398	31	1.13	28,431	806	25,229	Village	
...	39	0.97	5,808	153	5,995	Camp	
29	1.63	2,373	50	1,460	36	1.13	10,951	266	9,706	City	Tulkarm
21	1.77	2,407	65	1,362	32	1.05	23,645	702	22,586	Village	
...	39	1.00	3,223	83	3,232	Camp	
29	1.50	699	16	467	42	1.00	6,545	155	6,513	City	Qalqilia
20	1.97	1,084	27	551	32	1.09	8,525	248	7,834	Village	
...	0	0	0	Camp	
22	1.71	4,651	121	2,721	31	1.14	18,359	510	16,048	City	Ramallah
23	1.47	3,041	88	2,062	33	0.99	39,365	1,211	39,646	Village	
...	38	0.92	5,722	165	6,194	Camp	
19	1.46	1,741	64	1,196	28	0.99	13,014	464	13,173	City	Jerusalem
24	0.87	84	4	97	27	0.70	979	51	1,392	Village	
...	40	1.06	1,659	39	1,558	Camp	
26	1.46	2,596	69	1,773	31	1.32	14,375	352	10,884	City	Bethlehem
28	1.47	1,781	43	1,210	31	1.01	21,145	668	20,957	Village	
...	38	0.98	2,335	62	2,384	Camp	
33	1.52	504	10	332	33	1.19	3,094	79	2,598	City	Jericho
...	31	1.03	1,565	50	1,525	Village	
...	39	1.03	1,664	41	1,615	Camp	
30	1.50	5,748	127	3,844	35	1.01	45,205	1,284	44,811	City	Hebron
28	1.63	4,407	98	2,703	33	1.01	43,119	1,306	42,841	Village	
...	36	1.19	3,089	72	2,594	Camp	
26	1.52	42,197	1,067	27,678	33	1.04	369,763	10,629	355,269	Total	WB Total
27	1.48	25,078	616	16,897	34	1.06	145,870	4,036	138,163	City	
24	1.59	17,119	451	10,781	32	1.03	197,010	5,895	190,443	Village	
...	...	0	0	0	38	1.01	26,883	698	26,663	Camp	
40	1.21	8,515	175	7,044	44	1.06	80,701	1,720	75,916	City	Gaza
41	1.24	610	12	493	46	0.96	11,996	274	12,557	Village	
48	1.03	884	18	862	47	0.94	25,524	570	27,014	Camp	
40	1.22	7,714	157	6,318	44	1.06	44,502	951	42,006	City	Khan younis
41	1.10	1,306	29	1,190	45	1.00	19,620	438	19,631	Village	
40	1.21	2,126	44	1,754	47	0.88	35,348	854	40,136	Camp	
41	1.20	21,155	435	17,661	45	1.00	217,691	4,807	217,260	Total	GS Total
40	1.21	16,229	332	13,362	44	1.06	125,203	2,671	117,922	City	
41	1.14	1,916	41	1,683	45	0.98	31,616	712	32,188	Village	
42	1.15	3,010	62	2,616	47	0.91	60,872	1,424	67,150	Camp	

Jerusalem Directorate Includes Muslem Wakf and Private Schools Only.

T: Total, M: Males, F: Females, Co.: Coeducation

Distribution of Students in Secondary Vocational Schools by Specialization, Gender and Directorate

Nursing			Industrial			Agricultural			Commercial			Total			Directorate
T مجموع	F	M ذكر	T مجموع	F	M ذكر	T مجموع	F	M ذكر	T مجموع	F	M ذكر	T مجموع	F	M ذكر	
36	15	21	1,162	0	1,162	35	0	35	235	220	15	1,468	235	1,233	Grand Total
0	0	0	72	0	72	0	0	0	0	0	0	72	0	72	Jenin
0	0	0	252	0	252	0	0	0	112	112	0	364	112	252	Nablus
0	0	0	150	0	150	0	0	0	0	0	0	150	0	150	Tulkarm
0	0	0	0	0	0	0	0	0	0	0	0	0	0	0	Qalqilia
36	15	21	467	0	467	0	0	0	0	0	0	503	15	488	Ramallah
0	0	0	0	0	0	0	0	0	0	0	0	0	0	0	Jerusalem
0	0	0	112	0	112	0	0	0	24	9	15	136	9	127	Bethlehem
0	0	0	0	0	0	0	0	0	0	0	0	0	0	0	Jericho
0	0	0	109	0	109	0	0	0	57	57	0	166	57	109	Hebron
36	15	21	1,162	0	1,162	0	0	0	193	178	15	1,391	193	1,198	WB Total
0	0	0	0	0	0	35	0	35	42	42	0	77	42	35	Gaza
0	0	0	0	0	0	0	0	0	0	0	0	0	0	0	Khan Younis
0	0	0	0	0	0	35	0	35	42	42	0	77	42	35	GS Total

Jerusalem Directorate Includes Muslem Wakf and Private Schools Only.

T: Total, M: Males, F: Females

Distribution of Students in 93/94 & 94/95; Repeaters and Drop-Outs and their Proportions in 1994/94 by Class Level and Gender

Drop-Outs 94/93		Repeaters 94/93		Students		Gender	Grade
%	No.	%	No.	94/93	95/94		
2.25	13,009	3.52	20,342	577,133	617,868	T	Grand Total
2.31	6,934	3.76	11,257	299,681	318,743	M	
2.19	6,075	3.27	9,085	277,452	299,125	F أنثى	
0.33	113	2.61	905	34,696	40,741	M	1st Basic
0.24	81	2.94	989	33,595	38,697	F أنثى	
0.19	63	2.95	990	33,519	35,530	M	2nd Basic
0.21	70	3.09	1,008	32,591	33,930	F أنثى	
0.35	117	3.45	1,141	33,093	35,274	M	3rd Basic
0.32	100	3.13	988	31,611	33,090	F أنثى	
0.55	167	4.10	1,256	30,621	34,200	M	4th Basic
0.52	150	3.76	1,094	29,120	32,406	F أنثى	
1.22	383	4.94	1,550	31,374	31,918	M	5th Basic
1.03	299	4.40	1,280	29,089	30,047	F أنثى	
2.05	580	3.96	1,117	28,224	29,994	M	6th Basic
1.50	395	3.16	832	26,308	28,432	F أنثى	
3.34	852	4.43	1,132	25,525	26,570	M	7th Basic
2.85	661	4.10	949	23,156	25,384	F أنثى	
4.36	973	3.47	775	22,334	23,189	M	8th Basic
3.70	782	3.41	721	21,152	22,012	F أنثى	
4.46	892	2.90	580	20,009	20,112	M	9th Basic
4.75	851	2.42	434	17,897	19,055	F أنثى	
9.22	1,460	4.55	720	15,829	16,510	M	10th Basic
8.92	1,188	3.46	460	13,311	15,438	F أنثى	
2.59	122	1.68	79	4,707	4,799	M	1st Sec. Sc.
3.87	97	0.84	21	2,504	2,775	F أنثى	
1.38	75	9.19	501	5,451	5,322	M	2nd Sec. Sc.
2.08	50	0.58	14	2,401	2,382	F أنثى	
10.17	671	3.03	200	6,596	7,490	M	1st Sec. Lit.
9.43	754	2.69	215	7,998	8,610	F أنثى	
6.19	409	4.31	285	6,607	5,861	M	2nd. Sec Lit.
8.82	577	1.21	79	6,544	6,632	F أنثى	
5.15	37	1.81	13	718	671	M	1st Sec.Voc.
10.91	12	0.91	1	110	140	F أنثى	
5.29	20	3.44	13	378	562	M	2nd Sec.Voc.
12.31	8	0.00	0	65	95	F أنثى	

Sec.: Secondary, Sc. : Scientific, Lit. Literacy, Voc.: Vocational

Distribution of Teachers by Qualification, Gender, Supervising Authority and Directorate

MA/MSc & Above			Higher Diploma			BA/BSc			Lower Diploma			Secondary & Lower			Grand Total			Sup. A.	Directorate
T مجموع	F أنثى	M	T مجموع	F أنثى	M	T مجموع	F أنثى	M	T مجموع	F أنثى	M	T مجموع	F أنثى	M	T مجموع	F أنثى	M		
162	38	124	386	102	284	7,016	2,507	4,509	12,143	6,426	5,717	1,347	995	352	21,054	10,068	10,986	T	Grand Total
77	12	65	310	63	247	4,969	1,727	3,242	7,853	3,709	4,144	324	157	167	13,533	5,668	7,865	Go.	
19	2	17	22	2	20	1,012	209	803	3,055	1,628	1,428	263	137	126	4,370	1,977	2,393	UN	
66	24	42	54	37	17	1,035	571	464	1,235	1,089	145	761	702	59	3,151	2,423	727	Pr.	
8	1	7	33	6	27	469	170	299	870	399	471	45	20	25	1,425	595	830	Go.	Jenin
0	0	0	2	0	2	13	9	4	128	82	46	8	1	7	151	92	59	UN	
2	0	2	0	0	0	29	12	17	68	64	4	51	48	3	150	124	26	Pr.	
18	3	15	53	11	42	476	182	295	915	400	515	43	21	22	1,505	617	888	Go.	Nablus
3	0	3	2	0	2	39	7	32	176	77	99	21	21	0	241	105	136	UN	
1	1	0	1	0	1	80	51	29	137	133	4	75	74	1	293	258	35	Pr.	
12	1	11	30	6	24	510	200	311	639	323	316	14	5	9	1,204	535	670	Go.	Tulkarm
0	0	0	0	0	0	16	7	9	75	40	35	1	0	1	92	47	45	UN	
0	0	0	2	0	2	24	16	8	63	61	2	23	23	0	112	100	12	Pr.	
5	0	5	6	0	6	189	68	121	226	121	105	5	1	4	430	190	240	Go.	Qulqilia
0	0	0	0	0	0	13	6	7	44	22	22	1	1	0	58	29	29	UN	
0	0	0	0	0	0	4	4	0	23	23	0	10	10	0	37	37	0	Pr.	
12	3	9	22	3	19	478	167	311	1,043	445	598	24	12	12	1,578	630	948	Go.	Ramallah
2	1	1	4	0	4	54	25	29	209	109	100	24	23	1	293	158	135	UN	
32	14	18	12	8	4	272	158	114	278	239	39	222	200	22	816	619	197	Pr.	
3	2	1	2	0	2	75	45	30	136	78	58	23	17	6	238	142	96	Go.	Jerusalem
1	0	1	1	0	1	9	6	3	63	36	27	5	2	3	79	44	35	UN	
15	2	13	19	12	7	264	146	118	206	162	44	92	78	14	596	400	196	Pr.	
3	0	3	27	0	27	278	126	153	552	230	322	16	5	11	876	361	515	Go.	Bethlehem
2	0	2	0	0	0	34	17	17	80	56	24	11	9	2	127	82	45	UN	
14	7	7	12	11	1	193	97	97	239	213	26	110	95	15	569	423	146	Pr.	
0	0	0	0	0	0	45	23	22	75	41	34	2	1	1	122	65	57	Go.	Jericho
1	1	0	3	1	2	10	4	6	39	12	27	7	6	1	60	24	36	UN	
0	0	0	1	1	0	6	4	2	13	8	5	7	7	0	27	20	7	Pr.	
14	2	12	112	34	78	1,138	417	721	1,501	680	822	24	15	9	2,788	1,147	1,641	Go.	Hebron
2	0	2	1	0	1	62	26	36	169	90	79	3	1	2	237	117	120	UN	
2	0	2	6	4	2	100	55	45	141	123	18	150	146	4	399	328	71	Pr.	
150	38	112	348	96	252	4,878	2,045	2,833	8,106	4,266	3,840	1,016	842	174	14,498	7,287	7,212	T	WB Total
73	12	61	282	59	223	3,658	1,397	2,261	5,956	2,716	3,240	195	97	98	10,164	4,281	5,883	Go.	
11	2	9	13	1	12	250	107	143	983	524	459	81	64	17	1,338	698	640	UN	
66	24	42	53	36	17	971	541	430	1,167	1,026	141	740	681	59	2,997	2,308	688	Pr.	
1	0	1	18	2	16	713	193	520	1,209	646	563	52	19	33	1,993	860	1,132	Go.	Gaza
4	0	4	4	1	3	321	49	272	875	489	386	94	54	40	1,297	592	705	UN	
1	0	1	1	1	0	64	30	34	54	49	5	16	16	0	135	96	39	Pr.	
3	0	3	10	2	8	599	137	462	689	347	342	77	41	36	1,376	527	850	Go.	Khan Younis
4	0	4	5	0	5	442	53	389	1,197	615	582	88	19	69	1,736	687	1,049	UN	
0	0	0	0	0	0	0	0	0	14	14	0	5	5	0	19	19	0	Pr.	
13	0	13	38	6	32	2,138	462	1,676	4,037	2,160	1,877	331	153	178	6,556	2,781	3,774	T	GS Total
4	0	4	28	4	24	1,311	330	981	1,898	993	904	129	60	69	3,369	1,387	1,982	Go.	
8	0	8	9	1	8	762	102	660	2,072	1,104	968	182	73	109	3,033	1,279	1,754	UN	
1	0	1	1	1	0	64	30	34	68	63	5	21	21	0	154	115	39	Pr.	

Jerusalem Directorate Includes Muslem Wakf and Private Schools Only.

Go: Government, UN: UNRWA, Pr: Private

F: Female, M: Male, T: Total, Sup. A.: Supervising Authority.

Distribution of Classrooms by Directorate, Ownership, Supervising Authority and Locality

All Cycles

Private			UNRWA			Government			Total			Ownersh	Directorate
Camp	Village	City	Camp	Village	City	Camp	Village	City	Camp	Village	City		
74	446	1,237	1,909	456	923	160	5,906	4,622	2,143	6,808	6,782	Owned	Grand Total
0	418	549	22	67	151	0	379	808	22	864	1,508	Rented	
7	31	42	83	13	23	0	849	376	90	893	441	Owned	Jenin
0	71	40	0	12	7	0	29	40	0	112	87	Rented	
22	40	68	127	33	0	0	813	322	149	886	390	Owned	Nablus
0	34	125	13	0	29	0	20	199	13	54	353	Rented	
8	32	21	83	0	0	0	725	233	91	757	254	Owned	Tulkarm
0	31	40	0	0	0	0	42	80	0	73	120	Rented	
0	11	21	0	0	0	0	274	119	0	285	140	Owned	Qulqilia
0	11	0	0	0	52	0	1	0	0	12	52	Rented	
3	157	257	145	28	20	0	1,090	319	148	1,275	596	Owned	Ramallah
0	127	122	9	29	24	0	21	0	9	177	146	Rented	
0	14	306	39	0	0	0	7	69	39	21	375	Owned	Jerusalem
0	34	86	0	6	15	0	0	113	0	40	214	Rented	
0	67	303	53	0	30	0	579	132	53	646	465	Owned	Bethlehem
0	75	26	0	18	4	0	43	24	0	136	54	Rented	
0	1	22	41	15	0	0	29	63	41	45	85	Owned	Jericho
0	0	0	0	0	0	0	6	10	0	6	10	Rented	
3	90	120	72	69	54	0	1,104	885	75	1,263	1,059	Owned	Hebron
0	34	108	0	2	20	0	217	339	0	253	467	Rented	
43	443	1,160	643	158	127	0	5,470	2,518	686	6,071	3,805	Owned	WB Total
0	417	547	22	67	151	0	379	805	22	863	1,503	Rented	
12	3	75	510	88	422	66	181	1,374	588	272	1,871	Owned	Gaza
0	1	2	0	0	0	0	0	3	0	1	5	Rented	
19	0	2	756	210	374	94	255	730	869	465	1,106	Owned	Khan Younis
0	0	0	0	0	0	0	0	0	0	0	0	Rented	
31	3	77	1,266	298	796	160	436	2,104	1,457	737	2,977	Owned	GS Total
0	1	2	0	0	0	0	0	3	0	1	5	Rented	

Jerusalem Directorate Includes Muslem Wakf and Private Schools Only.

(1)

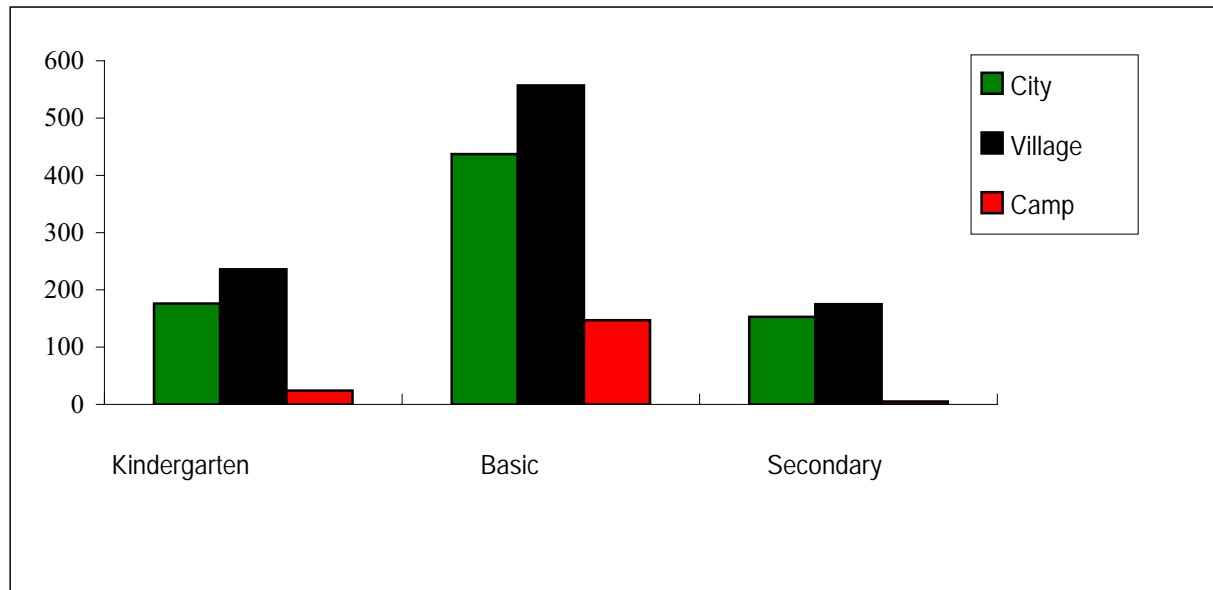
Distribution of Students, Classrooms, Teachers in Arab Jerusalem Schools Under the Supervision on Municipality and Ministry of Education and Culture by Gender and Stage (1)

Teacher			Student			Class				School				Stage
Total	Female	Male	Total	Female	Male	Total	Coeducation	Female	Male	Total	Coeducation	Female	Male	
1,052	653	399	20,456	10,043	10,413	639	29	305	305	49	4	25	20	Total
758	494	264	1,687	1,045	642	55	2	34	19	19	1	11	7	Kindergarten
			16,922	8,052	8,870	524	21	244	259	25	2	12	11	Basic
294	159	135	1,847	946	901	60	6	27	27	5	1	2	2	Secondary

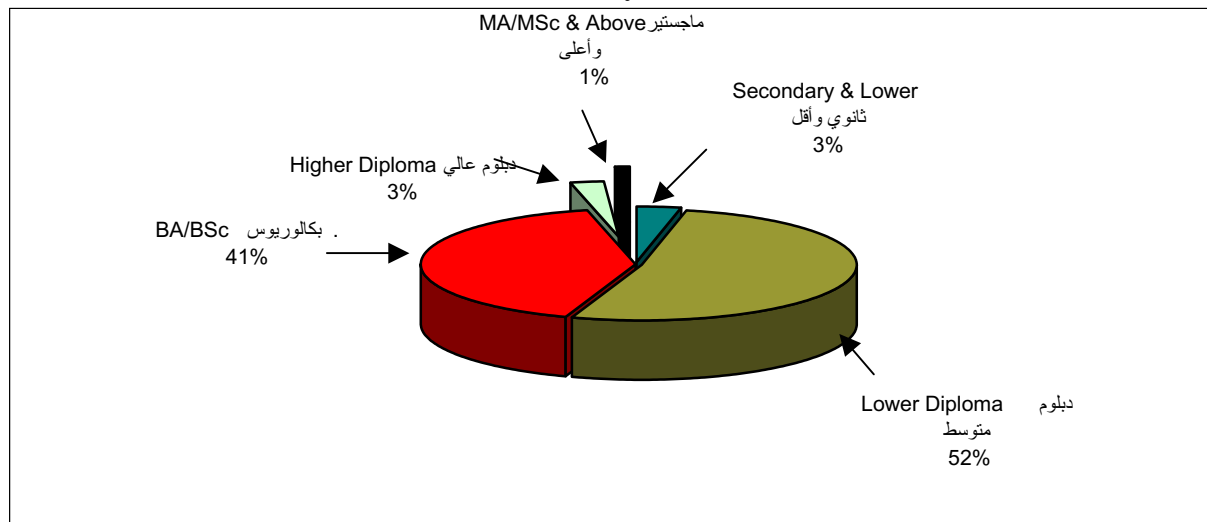
(1)

(1) Information about Jerusalem in the other tables include Private Schools and Muslim Wakf Schools

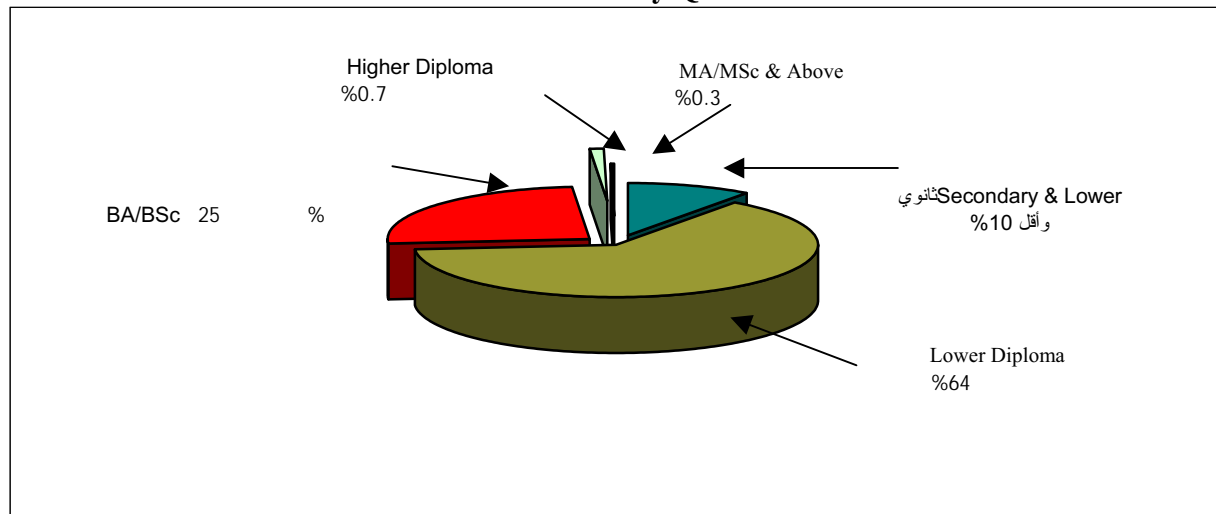
Distribution of Schools by Stage and Locality



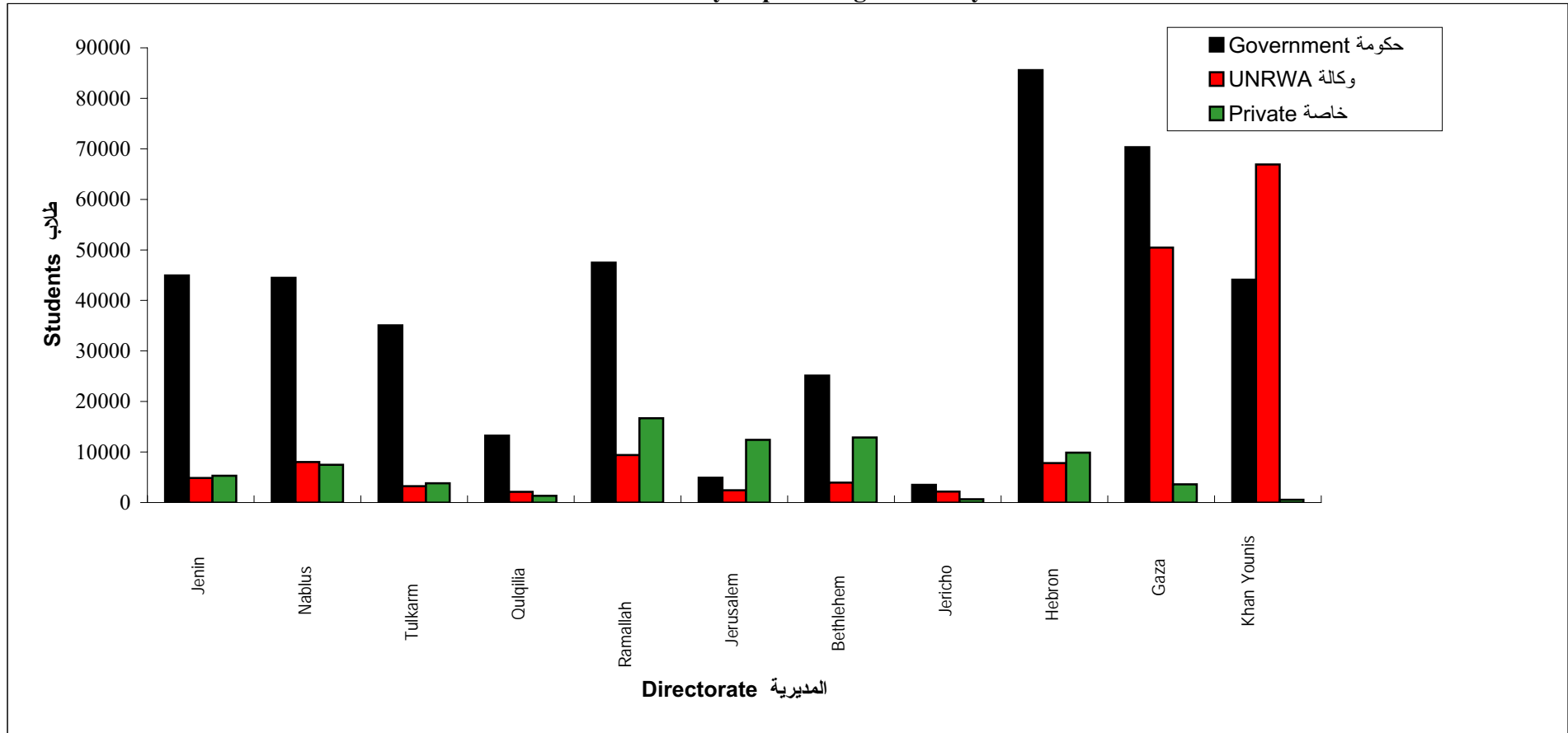
Male Teachers by Qualification



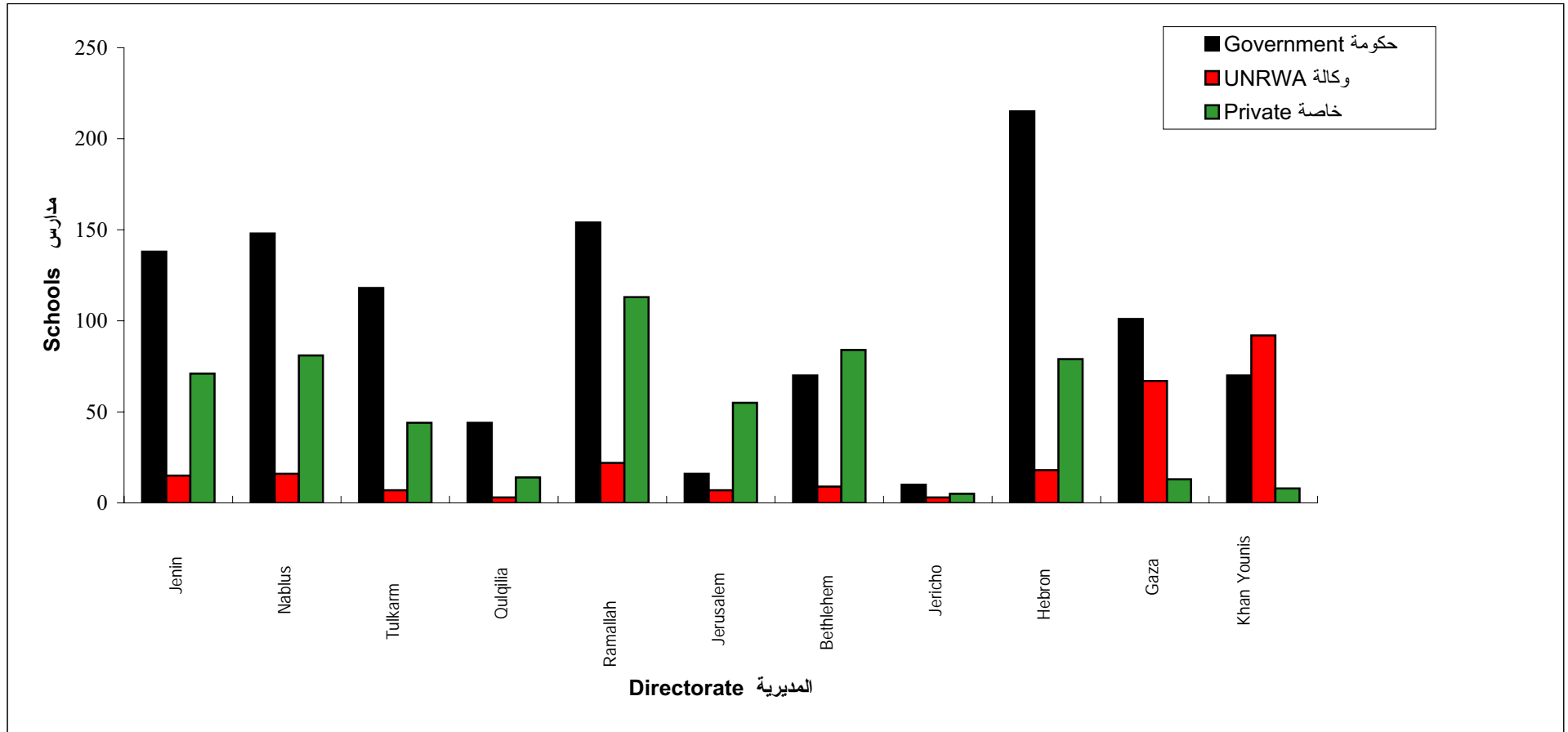
Female Teachers by Qualification



Distribution of Students by Supervising Authority and Directorate



Distribution of Schools by Supervising Authority and Directorate



Distribution of Classes by Directorate and Gender

