WMO

Intergovernmental Panel on Climate Change

UNEP

2006 IPCC Guidelines for National Greenhouse Gas Inventories

Edited by Simon Eggleston, Leandro Buendia,
Kyoko Miwa, Todd Ngara and Kiyoto Tanabe

IPCC National Greenhouse Gas Inventories Programme

IGES

A report prepared by the Task Force on National Greenhouse Gas Inventories (TFI) of the IPCC and accepted by the Panel but not approved in detail

Whilst the information in this IPCC Report is believed to be true and accurate at the date of going to press, neither the authors nor the publishers can accept any legal responsibility or liability for any errors or omissions. Neither the authors nor the publishers have any responsibility for the persistence of any URLs referred to in this report and cannot guarantee that any content of such web sites is or will remain accurate or appropriate.

Published by the Institute for Global Environmental Strategies (IGES), Hayama, Japan on behalf of the IPCC

© The Intergovernmental Panel on Climate Change (IPCC), 2006.

When using the guidelines please cite as:

IPCC 2006, 2006 IPCC Guidelines for National Greenhouse Gas Inventories, Prepared by the National Greenhouse Gas Inventories Programme, Eggleston H.S., Buendia L., Miwa K., Ngara T. and Tanabe K. (eds). Published: IGES, Japan.

IPCC National Greenhouse Gas Inventories Programme
Technical Support Unit

% Institute for Global Environmental Strategies
2108 -11, Kamiyamaguchi
Hayama, Kanagawa
JAPAN, 240-0115

Fax: (81 46) 855 3808
http://www.ipcc-nggip.iges.or.jp

Printed in Japan

ISBN 4-88788-032-4

Contents

Foreword

Preface

Overview

Glossary and List of Contributors

Volume 1 General Guidance and Reporting

Volume 2 Energy

Volume 3 Industrial Processes and Product Use

Volume 4 Agriculture, Forestry and Other Land Use

Volume 5 Waste

Foreword

Recognizing the problem of potential global climate change, the World Meteorological Organization (WMO) and the United Nations Environment Programme (UNEP) co-established in 1988 the Intergovernmental Panel on Climate Change (IPCC). One of the IPCC's activities is to support the UN Framework Convention on Climate Change (UNFCCC) through its work on methodologies for National Greenhouse Gas Inventories.

This report is the culmination of three years of work by the IPCC National Greenhouse Gas Inventories Programme, to update its own previous guidance on National Greenhouse Gas Emission Inventories. The task was started in response to an invitation made at the seventeenth session of the Subsidiary Body for Scientific and Technological Advice (SBSTA) of the UNFCCC, held in New Delhi in 2002. At the time, the IPCC was invited to revise the *1996 IPCC Guidelines*, taking into consideration the relevant work made under the Convention and the Kyoto Protocol[1], with the aim to complete this task by early 2006.

In response to this invitation by the UNFCCC, the IPCC initiated a process at its 20th session (Paris, February 2003) that led to an agreement at its 21st session (Vienna, November 2003) on the Terms of Reference, Table of Contents and a Workplan[2] for the *2006 IPCC Guidelines*. The Workplan aimed to complete the task in time for its acceptance and adoption at the 25th session of the IPCC, to be held in April 2006.

The 1996 guidelines comprised the *Revised 1996 IPCC Guidelines for National Greenhouse Gas Inventories*[3], together with the *Good Practice Guidance and Uncertainty Management in National Greenhouse Gas Inventories*[4] and the *Good Practice Guidance for Land Use, Land-Use Change and Forestry*[5]. The *2006 Guidelines* have built upon this body of work in an evolutionary manner to ensure that the transition from the previous guidelines to these new ones will be as straightforward as possible. These new guidelines include new sources and gases as well as updates to the previously published methods whenever scientific and technical knowledge have improved since the previous guidelines were issued.

The development of these guidelines has depended on the expertise, knowledge and co-operation of the Coordinating Lead Authors, Lead Authors and Contributing Authors – the contribution over 250 experts worldwide. We wish to thank these authors for their commitment, time and efforts in preparing this report throughout all the drafting and reviewing stages of the IPCC process. As indicated, this report has built upon the work of the previous IPCC inventory reports as well as on reports of the inventory experts' experiences in using the IPCC inventory guidelines without which the task would have been much more demanding and we are pleased to acknowledge our debt with all those who contributed to these reports.

The steering group, consisting of IPCC TFI Co-Chairs Taka Hiraishi (Japan) and Thelma Krug (Brazil) together with Michael Gytarsky (Russian Federation), William Irving (USA) and Jim Penman (UK) has guided the development of these guidelines, ensuring consistency across all the volumes and continuity with the earlier IPCC inventory reports. We would therefore wish to thank them for their considerable efforts in leading and guiding the report preparation.

Authors and experts meetings were held in Oslo (Norway); Le Morne (Mauritius); Washington (USA); Arusha (Tanzania); Ottawa (Canada); Manila (The Philippines); Moscow (Russian Federation); and Sydney (Australia). We would therefore like to thank the host countries and agencies for organizing these meetings. We would also

---

[1] Including, inter alia, work by the Subsidiary Body for Scientific and Technological Advice and the Subsidiary Body for Implementation, and by the Consultative Group of Experts on National Communications from Parties not included in Annex I to the Convention, and the technical review of greenhouse gas inventories of Annex I Parties.

[2] The Terms of Reference, Table of Contents and Work plan can be found at http://www.ipcc-nggip.iges.or.jp/ .

[3] Intergovernmental Panel on Climate Change (IPCC) (1997). Houghton J.T., Meira Filho L.G., Lim B., Tréanton K., Mamaty I., Bonduki Y., Griggs D.J. and Callander B.A. (Eds). *Revised 1996 IPCC Guidelines for National Greenhouse Inventories*. IPCC/OECD/IEA, Paris, France.

[4] Intergovernmental Panel on Climate Change (IPCC) (2000). Penman J., Kruger D., Galbally I., Hiraishi T., Nyenzi B., Emmanuel S., Buendia L., Hoppaus R., Martinsen T., Meijer J., Miwa K., and Tanabe K. (Eds). *Good Practice Guidance and Uncertainty Management in National Greenhouse Gas Inventories*. IPCC/OECD/IEA/IGES, Hayama, Japan.

[5] Intergovernmental Panel on Climate Change (IPCC) (2003), Penman J., Gytarsky M., Hiraishi T., Krug, T., Kruger D., Pipatti R., Buendia L., Miwa K., Ngara T., Tanabe K., Wagner F., *Good Practice Guidance for Land Use, land-Use Change and Forestry* IPCC/IGES, Hayama, Japan

like to thank all governments that supported authors and reviewers, for without their contributions, the production of this report might not have been possible.

Two reviews of these guidelines were made in 2005. The first, an expert review, produced over 6000 comments, while the second, a combined governmental and expert review, resulted in an additional 8600 comments. The efforts of the reviewers and their comments have contributed greatly to the quality of the final report and we wish to thank them accordingly. Furthermore, the review editors have ensured the appropriate consideration of all the comments received, so we would also like to thank them for their work.

In addition, the NGGIP Technical Support Unit (TSU Head: Simon Eggleston; Programme officers: Leandro Buendia, Kyoko Miwa, Todd Ngara and Kiyoto Tanabe; Administrative Assistant: Ayako Hongo; Project Secretary: Masako Abe; and IT Officer: Toru Matsumoto) has provided guidance and assistance as well as technical and organisational support for the project. They worked extensively with the authors especially in the editing of the various drafts and preparation of the final version, and we wish to congratulate them for their exemplary work. We would also like to express our gratitude to the Government of Japan, for its generous support for the TSU, without which this report might not have been completed.

We would also like to thank the IPCC Secretariat (Jian Liu, Rudie Bourgeois, Annie Courtin, and Joelle Fernandez) for their assistance and support in enabling this project to meet its tight deadlines.

Finally we would like to thank IPCC Chair Rajendra Pachauri, IPCC Secretary Renate Christ and the Task Force Bureau: the TFI Co-Chairs and Soobaraj Nayroo Sok Appadu (Mauritius), Dari N. Al-Ajmi (Kuwait), Ian Carruthers (Australia), Sergio Gonzalez-Martineaux (Chile), Art Jaques (Canada), Jamidu H.Y. Katima (Tanzania), Sadeddin Kherfan (Syria), Dina Kruger (USA), Kirit Parikh (India), Jim Penman (UK, since 2006), Helen Plume (New Zealand), Audun Rosland (Norway until 2005) and Freddy Tejada (Bolivia) for their support.

Michel Jarraud

Secretary-General
World Meteorological Organisation

Achim Steiner

Executive Director
United Nations Environment Programme

Preface

These *2006 IPCC Guidelines for National Greenhouse Gas Inventories* build on the previous Revised 1996 IPCC Guidelines and the subsequent Good Practice reports in an evolutionary manner to ensure that moving from the previous guidelines to these new guidelines is as straightforward as possible. These new guidelines cover new sources and gases as well as updates to previously published methods where technical and scientific knowledge have improved.

This guidance assists countries in compiling complete, national inventories of greenhouse gases. The guidance has been structured so that any country, regardless of experience or resources, should be able to produce reliable estimates of their emissions and removals of these gases. In particular, default values of the various parameters and emission factors required are supplied for all sectors, so that, at its simplest, a country needs only supply national activity data. The approach also allows countries with more information and resources to use more detailed country-specific methodologies while retaining compatibility, comparability and consistency between countries. The guidance also integrates and improves earlier guidance on good practice in inventory compilation so that the final estimates are neither over- nor under-estimates as far as can be judged and uncertainties are reduced as far as possible.

Guidance is also provided to identify areas of the inventory whose improvement would most benefit the inventory overall. Hence limited resources can be focused on those areas most in need of improvement to produce the best practical inventory.

The IPCC also manages the *IPCC Emission Factor Database* (EFDB). The EFDB was launched in 2002, and is regularly updated as a resource for inventory compilers to use to assist them by providing a repository of emission factors and other relevant parameters that may be suitable for use in more country-specific methodologies.

The 2006 Guidelines are the latest step in the IPCC development of inventory guidelines for national estimates of greenhouse gases. In the opinion of the authors, they provide the best, widely applicable default methodologies and, as such, are suitable for global use in compiling national greenhouse gas inventories. They may also be of use in more narrowly-defined project based estimates, although here they should be used with caution to ensure they correctly include just the emissions and removals from within the system boundaries.

We would also like to thank all the authors (over 250) as well as reviewers, review editors, the steering group and the TFB for their contributions and experience. We would also like to thank all the governments who contributed by hosting meetings (Oslo, Norway; Le Morne, Mauritius; Washington, USA; Arusha, Tanzania; Ottawa, Canada; Manila, The Philippines; Moscow, Russian Federation; and Sydney, Australia) as well as those who supported authors and other contributors. Finally we would like to express our gratitude to the NGGIP TSU and the IPCC Secretariat for their invaluable support throughout the entire process of drafting and producing these guidelines.

Taka Hiraishi (Japan)
IPCC TFI Co-Chair

Thelma Krug (Brazil)
IPCC TFI Co-Chair

2006 IPCC GUIDELINES FOR NATIONAL GREENHOUSE GAS INVENTORIES

OVERVIEW

Authors

Jim Penman (UK), Michael Gytarsky (Russia), Taka Hiraishi (Japan), William Irving (USA), and Thelma Krug (Brazil)

Contents

Overview

1 Introduction 4

2 Coverage of the Guidelines 5

3 Approach to developing the Guidelines 8

4 Structure of the Guidelines 9

5 Specific developments in the 2006 IPCC Guidelines 10

Figures

Figure 1 Main categories of emissions by sources and removals by sinks 6

Figure 2 Example Decision Tree (for CH_4 and N_2O from Road Transport) 9

Tables

Table 1 Contents of 2006 Guidelines 5

Table 2 Gases for which GWP values are available in the TAR 7

Table 3 Additional gases for which GWP values are not available in the TAR 7

Table 4 General structure of sectoral guidance chapters 10

1 INTRODUCTION

The *2006 IPCC Guidelines for National Greenhouse Gas Inventories (2006 IPCC Guidelines)* provide methodologies for estimating national inventories of anthropogenic emissions by sources and removals by sinks of greenhouse gases. The *2006 IPCC Guidelines* were prepared in response to an invitation by the Parties to the UNFCCC. They may assist Parties in fulfilling their commitments under the UNFCCC on reporting on inventories of anthropogenic emissions by sources and removals by sinks of greenhouse gases not controlled by the Montreal Protocol, as agreed by the Parties. The *2006 IPCC Guidelines* are in five volumes. Volume 1 describes the basic steps in inventory development and offers the general guidance in greenhouse gas emissions and removals estimates based on the authors' understanding of accumulated experiences of countries over the period since the late 1980s, when national greenhouse gas inventories started to appear in significant numbers. Volumes 2 to 5 offer the guidance for estimates in different sectors of economy.

The IPCC has previously developed the *Revised 1996 IPCC Guidelines for National Greenhouse Gas Inventories*[1] (*1996 IPCC Guidelines*), together with the *Good Practice Guidance and Uncertainty Management in National Greenhouse Gas Inventories*[2] *(GPG2000)* and the *Good Practice Guidance for Land Use, Land-Use Change and Forestry*[3] *(GPG-LULUCF)*. Taken together, they provide internationally agreed[4] methodologies that countries currently use to estimate greenhouse gas inventories to report to the United Nations Framework Convention on Climate Change (UNFCCC). The three-volume *1996 IPCC Guidelines* define the coverage of the national inventory in terms of gases and categories of emissions by sources and removals by sinks, and the *GPG2000* and *GPG-LULUCF* provide additional guidance on choice of estimation methodology, improvements of the methods, as well as advice on cross-cutting issues, including estimation of uncertainties, time series consistency and quality assurance and quality control.

At its seventeenth session, held in New Delhi in 2002, the Subsidiary Body for Scientific and Technological Advice (SBSTA) under the UNFCCC invited the IPCC to revise the *1996 IPCC Guidelines*, taking into consideration the relevant work under the Convention and the Kyoto Protocol[5], with the aim of completing the work by early 2006.

In response to the UNFCCC's invitation, the IPCC, at its 20th session in Paris, in February 2003, initiated a process that led to an agreement at its 21st session (in Vienna, November 2003) of Terms of Reference, Table of Contents and a Workplan[6] for the *2006 IPCC Guidelines*. The Workplan aimed to complete the task in time for adoption and acceptance at the 25th session of the IPCC, in April 2006. The Terms of Reference specified that the revision should be based on, *inter alia*, the *1996 IPCC Guidelines*, *GPG2000*, *GPG-LULUCF,* and experiences from the UNFCCC technical inventory review process.

---

[1] Intergovernmental Panel on Climate Change (IPCC) (1997). Houghton J.T., Meira Filho L.G., Lim B., Tréanton K., Mamaty I., Bonduki Y., Griggs D.J. and Callander B.A. (Eds). *Revised 1996 IPCC Guidelines for National Greenhouse Inventories*. IPCC/OECD/IEA, Paris, France.

[2] Intergovernmental Panel on Climate Change (IPCC) (2000). Penman J., Kruger D., Galbally I., Hiraishi T., Nyenzi B., Emmanuel S., Buendia L., Hoppaus R., Martinsen T., Meijer J., Miwa K., and Tanabe K. (Eds). *Good Practice Guidance and Uncertainty Management in National Greenhouse Gas Inventories*. IPCC/OECD/IEA/IGES, Hayama, Japan.

[3] Intergovernmental Panel on Climate Change (IPCC) (2003). Penman J., Gytarsky M., Hiraishi T., Krug, T., Kruger D., Pipatti R., Buendia L., Miwa K., Ngara T., Tanabe K., and Wagner F (Eds). *Good Practice Guidance for Land Use, land-Use Change and Forestry* IPCC/IGES, Hayama, Japan.

[4] See the Report of the Fourth Session of the Subsidiary Body for Scientific and Technological Advice (FCCC/SBSTA/1996/20), paragraph 30; decisions 2/CP.3 and 3/CP.5 (UNFCCC reporting guidelines for preparation of national communications by Parties included in Annex I to the Convention, part I: UNFCCC reporting guidelines on annual inventories), decision 18/CP.8, revising the guidelines adopted under decisions 3/CP.5, and 17/CP.8 adopting improved guidelines for the preparation of national communications from Parties not included in Annex I to the Convention, and subsequent decisions 13/CP.9 and Draft Decision /CP.10.

[5] Including, *inter alia*, work by the Subsidiary Body for Scientific and Technological Advice and the Subsidiary Body for Implementation, and by the Consultative Group of Experts on National Communications from Parties not included in Annex I to the Convention, and the technical review of greenhouse gas inventories of Annex I Parties.

[6] The Terms of Reference, Table of Contents and Work plan can be found at http://www.ipcc-nggip.iges.or.jp/.

2 COVERAGE OF THE GUIDELINES

Table 1 shows the contents of the five volumes that make up the *2006 IPCC Guidelines.* Estimation methods are provided for the gases shown in Tables 2 and 3, and cover the categories shown in Figure 1. Reporting is described in Chapter 8 of Volume 1. Coverage is complete for all greenhouse gases not covered by the Montreal Protocol, for which the IPCC, at the time of writing, provided a global warming potential (GWP)[7].

TABLE 1
CONTENTS OF 2006 GUIDELINES

Volumes	Chapters
1 - General Guidance and Reporting	1. Introduction to the 2006 Guidelines 2. Approaches to Data Collection 3. Uncertainties 4. Methodological Choice and Identification of Key Categories 5. Time Series Consistency 6. Quality Assurance/Quality Control and Verification 7. Precursors and Indirect Emissions 8. Reporting Guidance and Tables
2 - Energy	1. Introduction 2. Stationary Combustion 3. Mobile Combustion 4. Fugitive Emissions 5. CO_2 Transport, Injection and Geological Storage 6. Reference Approach
3 - Industrial Processes and Product Use	1. Introduction 2. Mineral Industry Emissions 3. Chemical Industry Emissions 4. Metal Industry Emissions 5. Non-Energy Products from Fuels and Solvent Use 6. Electronics Industry Emissions 7. Emissions of Fluorinated Substitutes for Ozone Depleting Substances 8. Other Product Manufacture and Use
4 - Agriculture, Forestry and Other Land Use	1. Introduction 2. Generic Methodologies Applicable to Multiple Land-use Categories 3. Consistent Representation of Lands 4. Forest Land 5. Cropland 6. Grassland 7. Wetlands 8. Settlements 9. Other Land 10. Emissions from Livestock and Manure Management 11. N_2O Emissions from Managed Soils, and CO_2 Emissions from Lime and Urea Application 12. Harvested Wood Products
5 - Waste	1. Introduction 2. Waste Generation, Composition and Management Data 3. Solid Waste Disposal 4. Biological Treatment of Solid Waste 5. Incineration and Open Burning of Waste 6. Wastewater Treatment and Discharge

[7] Climate Change 2001: The Scientific Basis Contribution of Working Group I to the Third Assessment Report of the IPCC, (TAR), (ISBN 0521 80767 6), Section 6.12.2, Direct GWPs.

Figure 1 Main categories of emissions by sources and removals by sinks

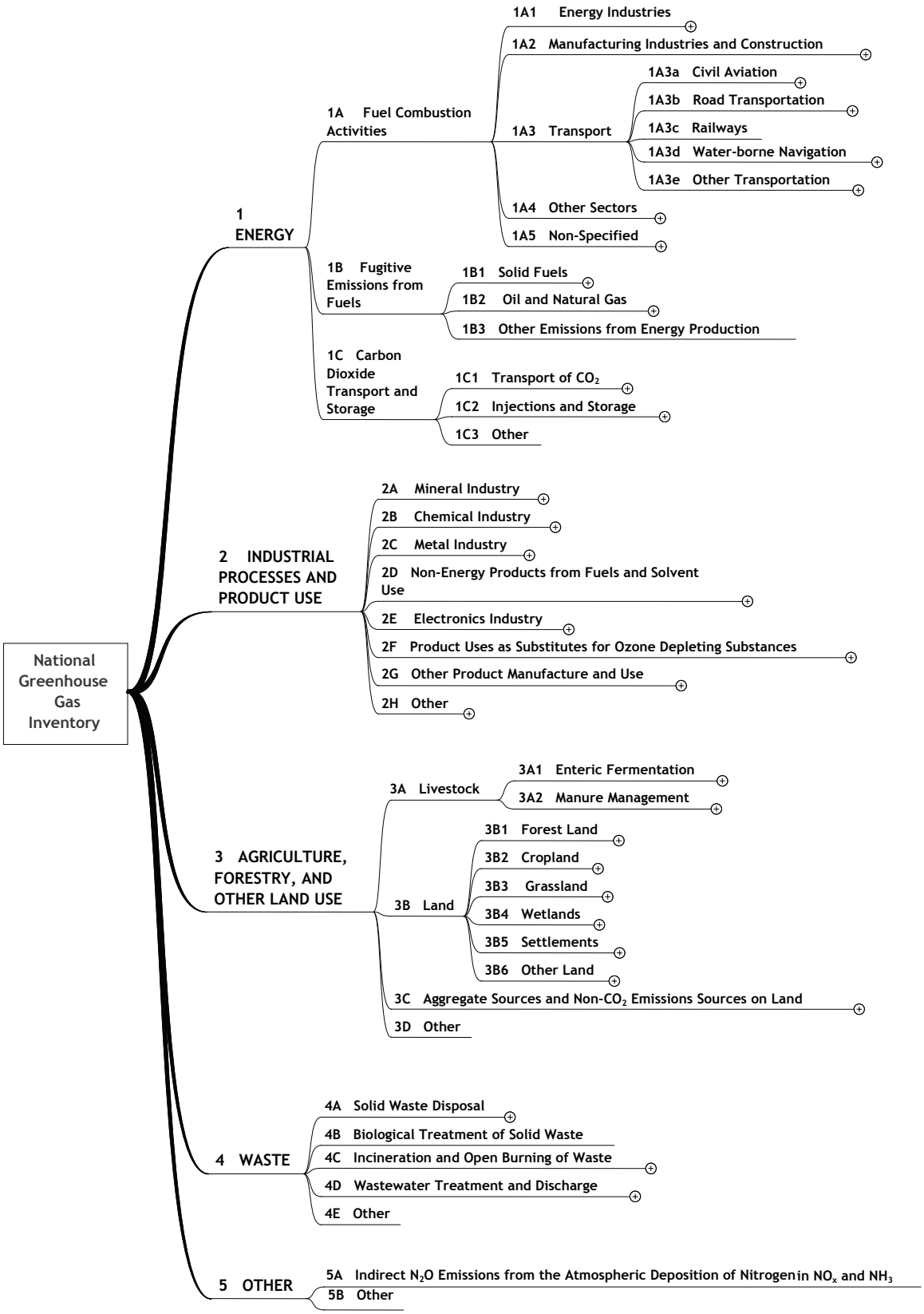

Volume 3 of the *2006 IPCC Guidelines* also provides estimation methods and/or emission factors for some direct greenhouse gases not covered by the Montreal Protocol for which GWP values were not available from the IPCC at the time of writing (Table 3). These gases are sometimes used as substitutes for gases included in Table 2, for industrial and product applications. Until GWP values are made available from the IPCC, countries will be unable to incorporate these gases in *key category* analysis (see Section 3 below) or include them in national total GWP weighted emissions. However, optionally, countries may wish to provide estimates of these greenhouse gases in mass units, using the methods provided in the *2006 IPCC Guidelines*. Reporting tables are provided for this purpose.

TABLE 2
GASES FOR WHICH GWP VALUES ARE AVAILABLE IN THE TAR[8]

Name	Symbol
Carbon Dioxide	CO_2
Methane	CH_4
Nitrous Oxide	N_2O
Hydrofluorocarbons	HFCs (e.g., HFC-23 (CHF_3), HFC-134a (CH_2FCF_3), HFC-152a (CH_3CHF_2))
Perfluorocarbons	PFCs (CF_4, C_2F_6, C_3F_8, C_4F_{10}, c-C_4F_8, C_5F_{12}, C_6F_{14})
Sulphur Hexafluoride	SF_6
Nitrogen Trifluoride	NF_3
Trifluoromethyl Sulphur Pentafluoride	SF_5CF_3
Halogenated Ethers	e.g., $C_4F_9OC_2H_5$, $CHF_2OCF_2OC_2F_4OCHF_2$, $CHF_2OCF_2OCHF_2$
Other halocarbons	e.g., CF_3I, CH_2Br_2, $CHCl_3$, CH_3Cl, CH_2Cl_2[9]

TABLE 3
ADDITIONAL GASES FOR WHICH GWP VALUES ARE NOT AVAILABLE IN THE TAR

$C_3F_7C(O)C_2F_5$[10]
C_7F_{16}
C_4F_6
C_5F_8
c-C_4F_8O

The *2006 IPCC Guidelines* contain links to information on methods used under other agreements and conventions[11], for the estimation of emissions of tropospheric precursors which may be used to supplement the reporting of emissions and removals of greenhouse gases for which methods are provided here.

[8] Third Assessment Report of the IPCC. See also footnote 7.

[9] For these gases, emissions can be estimated following the methods described in Section 3.10.2 of Volume 3 if necessary data are available, and then reported under sub-category 2B10 "Other".

[10] This gas is traded as Novec™612 which is a fluorinated ketone produced by 3M (Milbrath, 2002).

[11] See, for example, Volume 1 Sections 7.1 and 7.2, where inventory developers are referred to the material developed by the Task Force on Emission Inventories and Projections of the UNECE's Convention on Long-Range Transboundary Air Pollution for the purpose of estimating emissions of sulphur dioxide (SO_2); carbon monoxide (CO); oxides of nitrogen (NO_x); ammonia (NH_3) and non-methane volatile organic compounds (NMVOCs).

3 APPROACH TO DEVELOPING THE GUIDELINES

The *2006 IPCC Guidelines* are an evolutionary development starting from the *1996 IPCC Guidelines*, *GPG2000* and *GPG-LULUCF*. A fundamental shift in methodological approach would pose difficulties with time series consistency in emissions and removals estimation, and incur additional costs, since countries and the international community have made significant investments in inventory systems. An evolutionary approach helps ensure continuity, and allows for the incorporation of experiences with the existing guidelines, new scientific information, and the results of the UNFCCC review process. The most significant changes occur in Volume 4, which consolidates the approach to Land Use, Land-Use Change and Forestry (LULUCF) in *GPG-LULUCF* and the Agriculture sector in *GPG2000* into a single Agriculture, Forestry and Other Land Use (AFOLU) Volume. This, and other important developments and changes, are summarised in Section 5 below.

The *2006 IPCC Guidelines* retain the definition of *good practice* that was introduced with *GPG2000*. This definition has gained general acceptance amongst countries as the basis for inventory development. According to this definition, national inventories of anthropogenic greenhouse gas emissions and removals consistent with *good practice* are those, which *contain neither over- nor under-estimates so far as can be judged,* and in which *uncertainties are reduced as far as practicable.*

These requirements are intended to ensure that estimates of emissions by sources and removals by sinks, even if uncertain, are *bona fide* estimates, in the sense of not containing any biases that could have been identified and eliminated, and that uncertainties have been reduced as far as practicable, given national circumstances. Estimates of this type are presumably the best attainable, given current scientific knowledge and available resources.

The *2006 IPCC Guidelines* generally provide advice on estimation methods at three levels of detail, from tier 1 (the default method) to tier 3 (the most detailed method). The advice consists of mathematical specification of the methods, information on emission factors or other parameters to use in generating the estimates, and sources of activity data to estimate the overall level of net emissions (emission by sources minus removals by sinks). Properly implemented, all tiers are intended to provide unbiased estimates, and accuracy and precision should, in general, improve from tier 1 to tier 3. The provision of different tiers enables inventory compilers to use methods consistent with their resources and to focus their efforts on those categories of emissions and removals that contribute most significantly to national emission totals and trends.

The *2006 IPCC Guidelines* apply the tiered approach by means of *decision trees* (see the example in Figure 2). A decision tree guides selection of the tier to use for estimating the category under consideration, given national circumstances. National circumstances include the availability of required data, and contribution made by the category to total national emissions and removals and to their trend over time. The most important categories, in terms of total national emissions and the trend, are called *key categories*[12]. Decision trees generally require tier 2 or tier 3 methods for *key categories*. The *2006 IPCC Guidelines* provide for exceptions to this, where evidence demonstrates that the expense of data collection would significantly jeopardize the resources available for estimating other *key categories*.

The *2006 IPCC Guidelines* also provide advice on; i) ensuring data collection is representative and time series are consistent, ii) estimation of uncertainties at the category level, and for the inventory as a whole, iii) guidance on quality assurance and quality control procedures to provide cross-checks during inventory compilation, and iv) information to be documented, archived and reported to facilitate review and assessment of inventory estimates. Reporting tables and worksheets for tier 1 methods are provided. The use of tiered methodologies and decision trees and the cross cutting advice ensure that the finite resources available for inventory development and updating are deployed most effectively, and that the inventory is checked and reported in a transparent manner.

[12] In the *GPG2000* and *GPG-LULUCF* these were called *key sources*, or *key categories* where there could be removals.

Figure 2 Example Decision Tree (for CH_4 and N_2O from Road Transport)

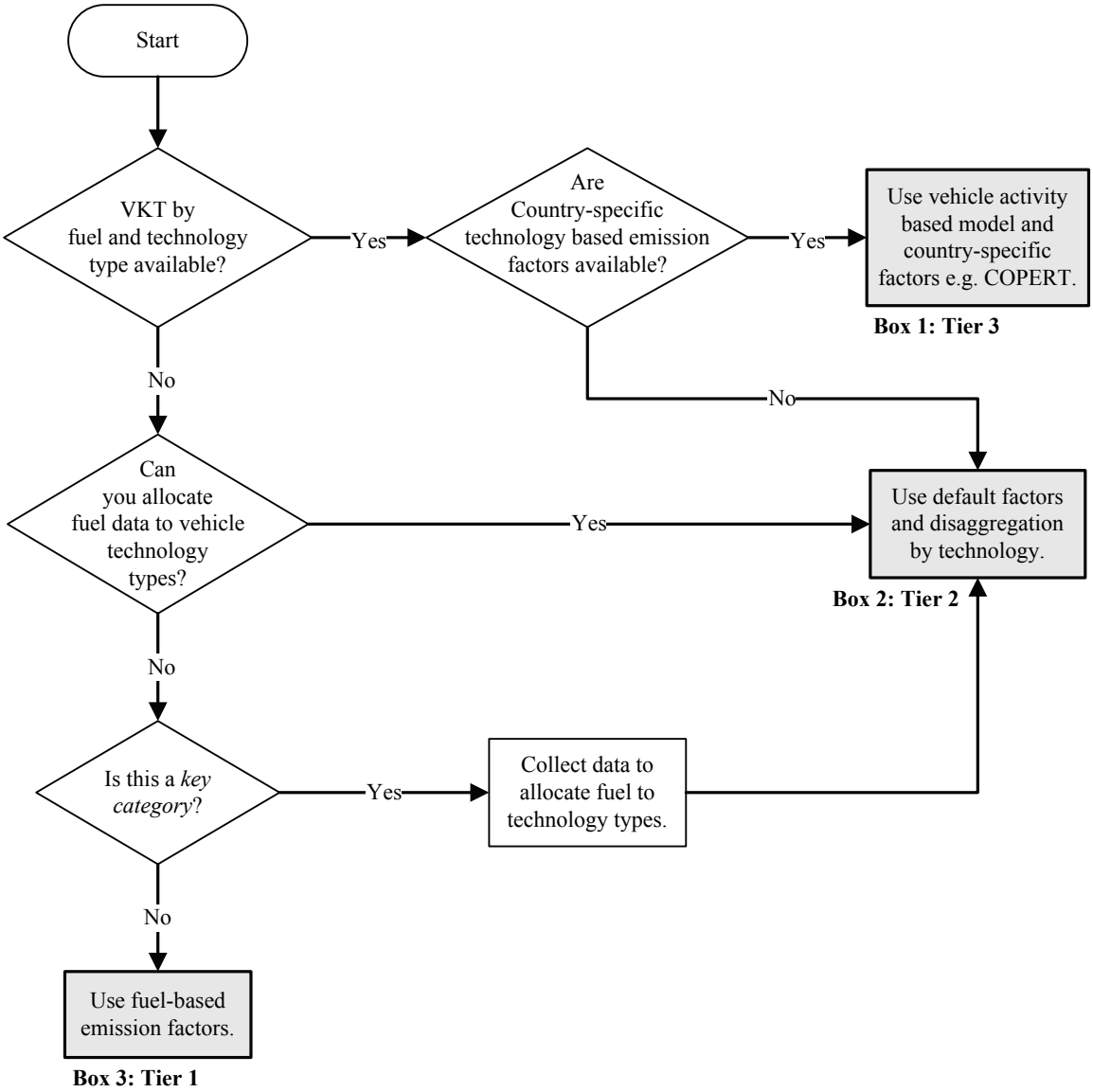

4 STRUCTURE OF THE GUIDELINES

The structure of the *2006 IPCC Guidelines* improves upon the structure of the *1996 IPCC Guidelines*, *GPG2000* and *GPG-LULUCF* in two respects.

Firstly, whereas a user of the *1996 IPCC Guidelines*, *GPG2000* and *GPG-LULUCF* may need to cross reference between four or five volumes[13] to make an emission or removal estimate, the *2006 IPCC Guidelines* may require cross referencing between two volumes: Volume 1 (General Guidance and Reporting), and the relevant sectoral volume (one of Volume 2 (Energy), Volume 3 (Industrial Processes and Product Use), Volume 4 (Agriculture, Forestry and Other Land Use), and Volume 5 (Waste)). This represents a considerable simplification.

Secondly, the *2006 IPCC Guidelines* present Agriculture, Forestry and Other Land Use in a single volume, rather than two volumes comprising Agriculture, on the one hand, and Land-use Change and Forestry on the other. This allows for better integration of information on the pattern of land use and should facilitate more consistent use of activity data (for example, fertilizer application), that affects both agriculture and other land uses, thus reducing or avoiding the possibilities for double counting or omission.

[13] That is, three volumes of the *IPCC 1996 Guidelines* plus at least one of *GPG2000* or *GPG-LULUCF*.

The *2006 IPCC Guidelines* retain the standardised layout of methodological advice at the category level that was introduced in *GPG2000* and was maintained in *GPG-LULUCF*. Table 4 shows the general structure used for each category. Any user familiar with *GPG2000* and *GPG-LULUCF* should be able to shift to the *2006 IPCC Guidelines* without difficulty.

TABLE 4
GENERAL STRUCTURE OF SECTORAL GUIDANCE CHAPTERS

• Methodological Issues
  o Choice of Method, including decision trees and definition of tiers.
  o Choice of Emission Factor
  o Choice of Activity Data
  o Completeness
  o Developing a Consistent Time Series

• Uncertainty Assessment
  o Emission Factor Uncertainties
  o Activity Data Uncertainties

• Quality Assurance/Quality Control, Reporting and Documentation
• Worksheets

The previous IPCC inventory guidance has been reviewed and, where needed, clarified and expanded to improve its user friendliness. Across all the volumes, some additional categories have been identified and included. The guidance focuses on inventory methodologies rather than on scientific discussions of the background material, for which references are provided.

5 SPECIFIC DEVELOPMENTS IN THE 2006 IPCC GUIDELINES

The *2006 IPCC Guidelines* are based on a thorough scientific review and a structural enhancement of the IPCC's inventory methodology across all categories, including the following specific developments:

Volume 1 (*General Guidance and Reporting*)

- *Introductory advice:* A new section has been included, providing for an overview of greenhouse gas inventories and the steps needed to prepare an inventory for the first time.
- *Extended advice on data collection:* The *2006 IPCC Guidelines* introduce systematic cross-cutting advice on data collection from existing sources and by new activities, including design of measurement programmes.
- *Key category analysis:* General principles and guidance are provided. In the *2006 IPCC Guidelines,* the integration of Agriculture and LULUCF into the AFOLU volume has been addressed, and key category analysis is better integrated across emission and removal categories.

Volume 2 (*Energy*)

- *Treatment of CO_2 capture and storage*: These emissions are covered comprehensively, including fugitive losses from CO_2 capture and transport stages (which are estimated using conventional inventory approaches) plus any losses from carbon dioxide stored underground (estimated by a combination of modelling and measurement techniques, given the amounts injected - which would also be monitored for management purposes). The inventory methods reflect the estimated actual emissions in the year in which they occur. The inventory methods for geological CO_2 capture, transport and storage (CCS) provided in Volume 2 are consistent with the IPCC Special Report on Carbon Dioxide Capture and Storage (2005). Amounts of CO_2 captured from combustion of biofuel, and subsequently injected into underground storage are included in the inventory as a negative emission. No distinction is made between any subsequent leakage of this CO_2 and that of CO_2 from fossil sources.
- *Methane from abandoned coal mines*: A methodology for estimating these emissions is included in the *2006 IPCC Guidelines* for the first time.

Volume 3 (*Industrial Processes and Product Use*)

- *New categories and new gases*: The *2006 IPCC Guidelines* have been expanded to include more manufacturing sectors and product uses identified as sources of greenhouse gases. These include production of lead, zinc, titanium dioxide, petrochemicals, and liquid crystal display (LCD) manufacturing. Additional greenhouse gases identified in the IPCC Third Assessment Report are also included where anthropogenic sources have been identified. These gases include nitrogen trifluoride (NF_3), trifluoromethyl sulphur pentafluoride (SF_5CF_3), and halogenated ethers.
- *Non-Energy Uses of Fossil Fuels*: Guidance on demarcation with the energy sector has been improved, and emissions from non-energy uses of fossil fuels are now reported under Industrial Processes and Product Use, rather than in Energy. A method has been introduced for checking the completeness of carbon dioxide emission estimates from the non-energy uses.
- *Actual emissions of fluorinated compounds*: The potential emissions approach used as a tier 1 method in the *1996 IPCC Guidelines* is no longer considered appropriate, as it does not provide estimates of true emissions, and is not compatible with higher tiers. The Tier 1 methods proposed in this volume are therefore actual emission estimation methods, although these are often based on default activity data where better data are not available. Simplified mass balance approaches have also been proposed in appropriate sectors, such as refrigeration.

Volume 4 (*Agriculture, Forestry and Other Land Use*)

- *Integration between agriculture and land use, land-use change and forestry*: This integration removes the somewhat arbitrary distinction between these categories in the previous guidance, and promotes consistent use of data between them, especially for more detailed methods.
- *Managed land is used in these guidelines as a proxy for identifying anthropogenic emissions by sources and removals by sinks*. In most AFOLU sectors anthropogenic GHG emissions by source and removals by sinks are defined as those occurring on *managed land*. The use of managed land as a proxy for anthropogenic effects was adopted in the *GPG-LULUCF*. The preponderance of anthropogenic effects occurs on managed lands and, from a practical standpoint, the information needed for inventory estimation is largely confined to managed lands.
- *Consolidation of previously optional categories*: Emissions by sources and removals by sinks associated with all fires on managed land are now estimated, removing the previous optional distinction between wildfires and prescribed burning. This is consistent with the concept of managed land as a proxy for identifying anthropogenic emissions by sources and removals by sinks, as discussed above. Wildfires and other disturbances on unmanaged land cannot, in general, be associated to an anthropogenic or natural cause, and hence are not included in the *2006 IPCC Guidelines*, unless the disturbance is followed by a land-use change. In this case, the land affected by disturbance is considered to be managed, and all the greenhouse gas emissions by sources and removals by sinks associated to the fire and other events are now estimated, irrespective of whether of a natural origin or not. Carbon dioxide emissions and removals associated with terrestrial carbon stocks in settlements and managed wetlands, which were previously optional, have been incorporated into the main guidance.
- *Harvested wood products (HWP)*: The *2006 IPCC Guidelines* provide detailed methods that can be used to include HWP in greenhouse gas inventories using any of the approaches that are currently under discussion within the UNFCCC process.
- *Emissions from managed wetlands*: The *2006 IPCC Guidelines* now contain methods to estimate CO_2 emissions due to land use change in wetlands. However, due to limited availability of scientific information, methods for CH_4 emissions are contained in an Appendix – Basis for future methodological development.

Volume 5 (*Waste*)

- *Revised methodology for methane from landfills*: The previous Tier 1 method, based on the maximum potential release of methane in the year of placement, has been replaced by a simple first order decay model that provides the option to use data available from the UN and other sources. This approach includes regional and country-specific defaults on waste generation, composition and management, and provides a consistent basis for estimating greenhouse gas emissions across all tiers. This gives a more accurate time series for estimated emissions and should avoid the situation in which usage of landfill gas apparently exceeds the amount generated in a particular year.
- *Carbon accumulation in landfills*: This is provided as an output from the decay models, and can be relevant for the estimation of HWP in AFOLU.

- *Biological treatment and open burning of waste*: Guidance on estimation of emissions from composting and biogas facilities has been included to ensure a more complete coverage of sources.

Relevant to all volumes

- *CO_2 resulting from the emissions of other gases*: The *2006 IPCC Guidelines* estimate carbon emissions in terms of the species which are emitted. Most of the carbon emitted as these non-CO_2 species eventually oxidises to CO_2 in the atmosphere; and this amount can be estimated from the emissions estimates of the non-CO_2 gases. In some cases the emissions of these non-CO_2 gases contain very small amounts of carbon compared to the CO_2 estimate and it may be more accurate to base the CO_2 estimate on the total carbon. See Volume 1 Section 7.2.1.5 for an approach to estimating these inputs of CO_2 to the atmosphere. Examples are fossil fuel combustion (where the emission factor is derived from the carbon content of the fuel) and a few IPPU sectors where the carbon mass balance can be estimated much better than individual gases.
- *Treatment of nitrogen (N) deposition*: The *GPG2000* lists sources of anthropogenic nitrogen deposition that subsequently give rise to anthropogenic emissions of nitrous oxide (N_2O), but provides estimation methods only for a subset of these, associated with agricultural sources of ammonia (NH_3) and nitrogen oxides (NO_x). The *2006 IPCC Guidelines* extend this approach to all significant sources of N deposition, including agriculture, industrial and combustion sources, with the ultimate N_2O emission attributed to the country responsible for the nitrogen originally emitted.
- *Relationship to entity- or project level estimates*: The Guidelines are intended to help prepare national inventories of emissions by sources and removals by sinks. Nonetheless, the Guidelines can also be relevant for estimating actual emissions or removals at the entity or project level.

GLOSSARY

Accuracy

Accuracy is a relative measure of the exactness of an emission or removal estimate. Estimates should be accurate in the sense that they are systematically neither over nor under true emissions or removals, so far as can be judged, and that uncertainties are reduced so far as is practicable. Appropriate methodologies conforming to guidance on *good practices* should be used to promote accuracy in inventories. Accuracy should be distinguished from precision as illustrated below.

Illustration of Accuracy and Precision: (a) inaccurate but precise; (b) inaccurate and imprecise; (c) accurate but imprecise; and (d) precise and accurate.

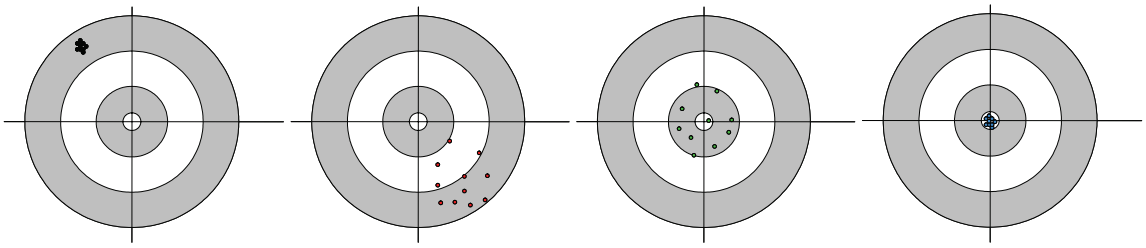

(a) (b) (c) (d)

Activity

A practice or ensemble of practices that take place on a delineated area over a given period of time.

Activity data

Data on the magnitude of a human activity resulting in emissions or removals taking place during a given period of time. Data on energy use, metal production, land areas, management systems, lime and fertilizer use and waste arisings are examples of activity data.

Anaerobic

Conditions in which oxygen is not readily available. These conditions are important for the production of methane emissions. Whenever organic material decomposes in anaerobic conditions (in landfills, flooded rice fields, etc.) methane is likely to be formed.

Andosol

A soil developed in volcanic ash. Generally andosols have good drainage and are prone to fertility problems.

Arithmetic mean

The sum of the values divided by the number of values.

Auto producer

An enterprise which generates electricity or heat for its own use and/or sells it as a secondary activity i.e., not as its main business.

Back-casting

The opposite of forecasting. Predicting conditions in the past from current conditions.

Backflows

By-product oils from petrochemical processing of refinery products which are generally returned to the refinery for further processing into petroleum products.

Base year

The starting year for the inventory. Currently this is typically 1990.

Bias

A systematic error of the observation method, whose magnitude in most cases is unknown. It can be introduced by using measuring equipment that is improperly calibrated, by selecting items from a wrong population or by favouring certain elements of a population, etc. For example: Estimating the total fugitive emission from gas transport and distribution using only measurements of leakage from high/medium pressure pipelines can lead to bias if the leakage in the lower pressure distribution network (which is significantly more difficult to measure) is neglected.

Biofuels
Any fuels derived from biomass, either deliberately grown or from waste products. Peat is not considered a biofuel in these guidelines due to the length of time required for peat to re-accumulate after harvest.

Biogenic carbon
Carbon derived from biogenic (plant or animal) sources excluding fossil carbon. Note that peat is treated as a fossil carbon in these guidelines as it takes so long to replace harvested peat.

Biological treatment of waste
Composting and anaerobic digestion of organic wastes, such as food waste, garden/park waste and sludge, to reduce volume in the waste material, stabilisation of waste, and destruction of pathogens in the waste material. This includes mechanical-biological treatment.

Biomass
(1) The total mass of living organisms in a given area or of a given species usually expressed as dry weight.

(2) Organic matter consisting of or recently derived from living organisms (espically regarded as fuel) excluding peat. Includes products, by-products and waste derived from such material.

Blowing agent (for foam production)
A gas, volatile liquid, or chemical that generates gas during the foaming process. The gas creates bubbles or cells in the plastic structure of a foam.

Bootstrap technique
Bootstrap technique is a type of computationally intensive statistical methods which typically uses repeated resampling from a set of data to assess variability of parameter estimates.

Boreal
See *polar/boreal*.

Calcium carbide
Calcium carbide is used in the production of acetylene, in the manufacture of cyanamide (a minor historical use), and as a reductant in electric arc steel furnaces. It is made from calcium carbonate (limestone) and carbon-containing reductant (e.g., petroleum coke).

Carbon budget
The balance of the exchanges of carbon between carbon pools or within one specific loop (e.g., atmosphere – biosphere) of the carbon cycle.

Carbon dioxide equivalent
A measure used to compare different greenhouse gases based on their contribution to radiative forcing. The UNFCCC currently (2005) uses global warming potentials (GWPs) as factors to calculate carbon dioxide equivalent (see below).

Category
Categories are subdivisions of the four main sectors Energy; Industrial Processes and Product Use (IPPU); Agriculture, Forestry and Other Land Use (AFOLU); and waste. Categories may be further divided into sub-categories.

Census
Data collected by interrogation or count of an entire population.

Chlorofluorocarbons (CFCs)
Halocarbons containing only chlorine, fluorine, and carbon atoms. CFCs are both ozone-depleting substances (ODSs) and greenhouse gases.

Chronosequence
Chronosequences consist of measurements taken from similar but separate locations that represent a temporal sequence in land use or management, for example, years since deforestation. Efforts are made to control all other between-site differences (e.g., by selecting areas with similar soil type, topography, previous vegetation). Chronosequences are often used as a surrogate for experimental studies or measurements repeated over time at the same location.

Coefficient of variation

Statistical definition: The coefficient of variation, v_x is the ratio of the population standard deviation, σ_x, and mean, μ_x, where $v_x = \sigma_x / \mu_x$. It also frequently refers to the sample coefficient of variation, which is the ratio of the sample standard deviation and sample mean.[1]

Cogeneration

See: Combined Heat and Power (CHP) generation.

Combined heat and power (CHP)

Combined heat and power (CHP), also known as cogeneration, is the simultaneous production of both electricity and useful heat for application by the producer or to be sold to other users with the aim of better utilisation of the energy used. Public utilities may utilise part of the heat produced in power plants and sell it for public heating purposes. Industries as auto-producers may sell part of the excess electricity produced to other industries or to electric utilities.

Comparability

Comparability means that estimates of emissions and removals reported by countries in inventories should be comparable among countries. For this purpose, countries should use agreed methodologies and formats for estimating and reporting inventories.

Completeness

Completeness means that an inventory covers all sources and sinks and gases included in the *IPCC Guidelines* for the full geographic coverage in addition to other existing relevant source/sink categories which are specific to individual countries (and therefore may not be included in the *IPCC Guidelines*).

Confidence

The term 'confidence' is used to represent trust in a measurement or estimate. Having confidence in inventory estimates does not make those estimates more accurate or precise; however, it will eventually help to establish a consensus regarding whether the data can be applied to solve a problem. This usage of confidence differs substantially from the statistical usage in the term confidence interval.

Confidence interval

The value of the quantity for which the interval is to be estimated is a fixed but unknown constant, such as the annual total emissions in a given year for a given country. The confidence interval is a range that encloses the true value of a unknown fixed quantity with a specified confidence (probability). Typically, a 95 percent confidence interval is assumed. From a traditional statistical perspective, the 95 percent confidence interval has a 95 percent probability of enclosing the true but unknown value of the quantity. An alternative interpretation is that the confidence interval is a range that may safely be declared to be consistent with observed data or information. The 95 percent confidence interval is enclosed by the 2.5^{th} and 97.5^{th} percentiles of the PDF.

Consistency

Consistency means that an inventory should be internally consistent in all its elements over a period of years. An inventory is consistent if the same methodologies are used for the base year and all subsequent years and if consistent data sets are used to estimate emissions or removals from sources or sinks. An inventory using different methodologies for different years can be considered to be consistent if it has been estimated in a transparent manner taking into account the guidance in Volume 1 on good practice in time series consistency.

Correlation

Mutual dependence between two quantities. See *correlation coefficient*.

Correlation coefficient

A number lying between –1 and +1, which measures the mutual dependence between two variables that are observed together. A value of +1 means that the variables have a perfect linear relationship; a value of –1 means that there is a perfect inverse linear relation; and a value of 0 means that there is no straight line relation. It is defined as the covariance of the two variables divided by the product of their standard deviations.

Country-specific data

Data for either activities or emissions that are based on research carried out on sites either in that country or otherwise representative of that country.

---

[1] 'Coefficient of variation' is the term, which is frequently replaced by 'error' in a statement like 'the error is 5%'.

Cruise
(When applied to aircraft) All aircraft activities that take place at altitudes above 914 metres (3000 feet) including any additional climb or descent operations above this altitude. There is no upper limit.

Decision tree
A decision tree is a flow chart describing the specific ordered steps which need to be followed to develop an inventory or an inventory component in accordance with the principles of *good practice*.

Distribution function
A distribution function or cumulative distribution function $F(x)$ for a random variable X specifies the probability $P(X \leq x)$ that X is less than or equal to x.

Emission factor
A coefficient that quantifies the emissions or removals of a gas per unit activity. Emission factors are often based on a sample of measurement data, averaged to develop a representative rate of emission for a given activity level under a given set of operating conditions.

Emissions
The release of greenhouse gases and/or their precursors into the atmosphere over a specified area and period of time. (UNFCCC Article 1.4)

Energy recovery
A form of resource recovery in which the organic fraction of waste is converted to some form of usable energy. Recovery may be achieved through the combustion of processed or raw refuse to produce steam through the pyrolysis of refuse to produce oil or gas; and through the anaerobic digestion of organic wastes to produce methane gas.

Enhanced coal bed methane (recovery)
Increased CH4 recovery produced by the injection of CO_2 into coal seams.

Estimation
The process of calculating emissions and/or removals.

Evaporative emissions
Evaporative emissions fall within the class of fugitive emissions and are released from area (rather than point) sources. These are often emissions of Non-Methane Volatile Organic Compounds (NMVOCs), and are produced when the product is exposed to the air – for example in the use of paints or solvents.

Excluded carbon
Carbon in non-energy uses of fossil fuels (feed stocks, reductant and non-energy products) excluded from fuel combustion.

Expert judgement
A carefully considered, well-documented qualitative or quantitative judgement made in the absence of unequivocal observational evidence by a person or persons who have a demonstrable expertise in the given field.

Feedstock
Fossil fuels used as raw materials in chemical conversion processes to produce primarily organic chemicals and, to a lesser extent, inorganic chemicals.

First use
Distinguishes first uses (and related emissions) from later non-energy uses of fossil fuels. For example, first-use emissions from lubricants are those which take place as a result of oxidation during use as a lubricant. Used lubricants may be used subsequently for heat raising as waste oils.

Flaring
Deliberate burning of natural gas and waste gas/vapour streams, without energy recovery.

Fluorocarbons
Halocarbons containing fluorine atoms, including chlorofluorocarbons (CFCs), hydrochlorofluorocarbons (HCFCs), hydrofluorocarbons (HFCs), and perfluorocarbons (PFCs).

Flux

(1) Raw materials, such as limestone, dolomite, lime, and silica sand, which are used to reduce the heat or other energy requirements of thermal processing of minerals (such as the smelting of metals). Fluxes also may serve a dual function as a slagging agent.

(2) The rate of flow of any liquid or gas, across a given area; the amount of this crossing a given area in a given time. E.g., "Flux of CO_2 absorbed by forests".

Fossil carbon

Carbon derived from fossil fuel or other fossil source.

Fuel

Any substance burned as a source of energy such as heat or electricity. See also *Primary Fuels* and *Secondary Fuels*.

Fuel combustion

Within the Guidelines fuel combustion is the intentional oxidation of materials within an apparatus that is designed to provide heat or mechanical work to a process, or for use away from the apparatus.

Fuel wood

Wood used directly as fuel.

Fugitive Emissions

Emissions that are not emitted through an intentional release through stack or vent. This can include leaks from industrial plant and pipelines.

Global warming potential

Global Warming Potentials (GWP) are calculated as the ratio of the radiative forcing of one kilogramme greenhouse gas emitted to the atmosphere to that from one kilogramme CO_2 over a period of time (e.g., 100 years).

Good Practice

Good Practice is a set of procedures intended to ensure that greenhouse gas inventories are accurate in the sense that they are systematically neither over- nor underestimates so far as can be judged, and that uncertainties are reduced so far as possible.

Good Practice covers choice of estimation methods appropriate to national circumstances, quality assurance and quality control at the national level, quantification of uncertainties and data archiving and reporting to promote transparency.

Ground truth

A term used for data obtained by measurements on the ground, usually as validation for remote sensing, e.g., satellite data.

Hydrocarbon

Strictly defined as molecules containing only hydrogen and carbon. The term is often used more broadly to include any molecules in petroleum which also contains molecules with S, N, or O An unsaturated hydrocarbon is any hydrocarbon containing olefinic or aromatic structures.

Hydrochlorofluorocarbons (HCFCs)

Halocarbons containing only hydrogen, chlorine, fluorine and carbon atoms. Because HCFCs contain chlorine, they contribute to ozone depletion. They are also greenhouse gases.

Hydrofluorocarbons (HFCs)

Halocarbons containing only hydrogen, fluorine and carbon atoms. Because HFCs contain no chlorine, bromine, or iodine, they do not deplete the ozone layer. Like other halocarbons, they are potent greenhouse gases.

Hydrofluoroethers (HFEs)

Chemicals composed of hydrogen, fluorine and carbon atoms, with ether structure. Because HFES contain no chlorine, bromine, or iodine, they do not deplete the ozone layer. Like other halocarbons, they are potent greenhouse gases.

Independence
Two random variables are independent if there is a complete absence of association between how their sample values vary. The most commonly used measure of the lack of independence between two random variables is the correlation coefficient.

Key category
A key category is one that is prioritised within the national inventory system because its estimate has a significant influence on a country's total inventory of greenhouse gases in terms of the absolute level of emissions and removals, the trend in emissions and removals, or uncertainty in emissions or removals. Whenever the term key category is used, it includes both source and sink categories.

Key source
See *key category*.

Kilns
A tubular heating apparatus used in the manufacture of cement, lime and other materials. The calcination reaction may take place in the kiln itself, or, where so-equipped, it may partly or completely take place in a preheater and/or precalciner apparatus ahead of the kiln.

Land cover
The type of vegetation , rock, water etc. covering the earth's surface.

Land use
The type of activity being carried out on a unit of land.

Note: in Volume 4 (AFOLU), broad land-use categories are defined in Chapter 2. It is recognized that these categories are a mixture of land cover (e.g., Forest, Grassland, Wetlands) and land use (e.g., Cropland, Settlements) classes.

Landfill gas
Municipal solid waste contains significant portions of organic materials that produce a variety of gaseous products when deposited, compacted, and covered in landfills. Anaerobic bacteria thrive in the oxygen-free environment, resulting in the decomposition of the organic materials and the production of primarily carbon dioxide and methane. Carbon dioxide is likely to leach out of the landfill because it is soluble in water. Methane, on the other hand, which is less soluble in water and lighter than air, is likely to migrate directly to the atmosphere.

LTO (landing and take-off) cycle
All aircraft activities that occur under 914 metres (3 000 feet) including idling aircraft engines, taxi-out, take-off, climb up to 914 metres, descend, approach and taxi-in. Note: some gatherers of statistics count either single take-off or landing as one cycle; however, it is both one take-off and one landing that together define the LTO cycle.

Lubricants
Lubricants are hydrocarbons produced from distillate or residue, and they are mainly used to reduce friction between bearing surfaces. This category includes all finished grades of lubricating oil, from spindle oil to cylinder oil, and those used in greases, including motor oils and all grades of lubricating oil base stocks.

Manure
Waste materials produced by domestic livestock which can be managed for agricultural purposes. When manure is managed in a way that involves anaerobic decomposition, significant emissions of methane can result.

Mean
The mean is a value around which values sampled from a probability distribution tend to lie. The sample mean or arithmetic average is an estimator for the mean. It is an unbiased and consistent estimator of the population mean (expected value) and is itself a random variable with its own variance value. The sample mean is the sum of values divided by the number of values:

$\bar{x} = \frac{1}{n}\sum_{i}^{n} x_i$ (*xi*, where $i = 1,\ldots, n$ are items of a sample).

Median

The median or population median is a value which divides the integral of a probability density function (PDF) into two halves. For symmetric PDFs, it equals the mean. The median is the 50th population percentile.

The sample median is an estimator of the population median. It is the value that divides an ordered sample into two equal halves. If there are $2n + 1$ observations, the median is taken as the $(n + 1)^{th}$ member of the ordered sample. If there are $2n$, it is taken as being halfway between the nth and $(n + 1)^{th}$.

Mode

The mode of a distribution is the value which has the highest probability of occurrence. Distributions can have one or more modes. In practice, we usually encounter distributions with only one mode. In this case, the mode or population mode of a PDF is the measure of a value around which values sampled from a probability distribution tend to lie.

The sample mode is an estimator for the population mode calculated by subdividing the sample range into equal subclasses, counting how many observations fall into each class and selecting the centre point of the class (or classes) with the greatest number of observations.

Model

A model is a quantitatively-based abstraction of a real-world situation which may simplify or neglect certain features to better focus on its more important elements.

Example: the relationship that emissions equal an emission factor times an activity level is a simple model. The term 'model' is also often used in the sense of a computer software realisation of a model abstraction.

Monte Carlo method

In these guidelines a Monte Carlo method is recommended to analyse the uncertainty of the inventory. The principle of Monte Carlo analysis is to perform the inventory calculation many times by computer, each time with the uncertain emission factors or model parameters and activity data chosen randomly (by the computer) within the distribution on uncertainties specified initially by the user. Uncertainties in emission factors and/or activity data are often large and may not have normal distributions. In this case the conventional statistical rules for combining uncertainties become very approximate. Monte Carlo analysis can deal with this situation by generating an uncertainty distribution for the inventory estimate that is consistent with the input uncertainty distributions on the emission factors, model parameters and activity data.

Non-energy products

Primary or secondary fossil fuels which are used directly for their physical or diluent properties. Examples are: lubricants, paraffin waxes, bitumen, and white spirits and mineral turpentine (as solvent).

Non-energy use

Within the *Guidelines* this term refers to the use of fossil fuels as *Feedstock*, *Reductant* or *Non-energy products.* However, the use of this term differs between countries and sources of energy statistics. In most energy statistics, e.g., of the International Energy Agency (IEA), fuel inputs of *reductants* to blast furnaces are not included but accounted for as inputs to a fuel conversion activity transforming coke and other inputs to blast furnace gas.

Non-marketed lime production

Lime production occurring at facilities where the primary purpose is the production of lime as an intermediate input: such as plants that produce steel, synthetic soda ash, calcium carbide, magnesia and magnesium metal, as well as copper smelter and sugar mills. The lime produced by these facilities is often used on site and thus is often not reported in national statistics. Also referred to as in-house lime production.

Non-Methane Volatile Organic Compounds (NMVOCs)

A class of emissions which includes a wide range of specific organic chemical substances. Non-Methane Volatile Organic Compounds (NMVOCs) play a major role in the formation of ozone in the troposphere (lower atmosphere). Ozone in the troposphere is a greenhouse gas. It is also a major local and regional air pollutant, causing significant health and environmental damage. Because they contribute to ozone formation, NMVOCs are considered "precursor" greenhouse gases. NMVOCs, once oxidized in the atmosphere, produce carbon dioxide.

Normal distribution

The normal (or Gaussian) distribution has the PDF given in the following equation and is defined by two parameters (the mean μ and the standard σ deviation).

$$f(x) = \frac{1}{\sigma\sqrt{2\pi}} e^{-\frac{(x-\mu)^2}{2\sigma^2}}, \text{ for } -\infty \le x \le \infty.$$

Observational data
Observational data is empirical data from instrumental (usually monitoring equipment) or manual methods (through counts in a survey or census).

Off-gas
The exhaust gas from a chemical process (combustion or non-combustion). The off gas may be vented to the atmosphere, burned for energy recovery or flared (without energy recovery), or used as a feedstock for another chemical process. Secondary products may also be recovered from the off gas.

Open burning of waste
The combustion of unwanted combustible materials such as paper, wood, plastics, textiles, rubber, and other debris in the open or at an open dump site, where smoke and other emissions are released directly into the air without passing through a chimney or stack. Open burning can also include incineration devices that do not control the combustion air to maintain an adequate temperature and do not provide sufficient residence time for complete combustion.

Oxidation
Chemically transform of a substance by combining it with oxygen.

Ozone-depleting substances (ODS)
A compound that contributes to stratospheric ozone depletion. Ozone-depleting substances (ODS) include CFCs, HCFCs, halons, methyl bromide, carbon tetrachloride, and methyl chloroform. ODS are generally very stable in the troposphere and only degrade under intense ultraviolet light in the stratosphere. When they break down, they release chlorine or bromine atoms, which then deplete ozone.

PDF
See *Probability density function*.

Percentile
The kth percentile or population percentile is a value which separates the lowest k^{th} part of the integral of the probability density function (PDF) – i.e., an integral of a PDF tail from the kth percentile towards lower probability densities.

The kth population percentile ($0 \leq k \leq 100$) of a population with a distribution function $F(x)$ equals to z where z satisfies $F(z) = k/100$

Sample k^{th} percentile is an approximation for the population percentile which is derived from a sample. It is the value below which k percent of the observations lie.

Perfluorocarbons (PFCs)
Synthetically produced halocarbons containing only carbon and fluorine atoms. They are characterized by extreme stability, non-flammability, low toxicity, zero ozone depleting potential, and high global warming potential.

Polar/boreal
Regions where mean annual temperature (MAT) is less than 0 ^{o}C.

Pool/carbon pool
A reservoir. A component or components of the climate system where a greenhouse gas or a precursor of a greenhouse gas is stored. Examples of carbon pools are forest biomass, wood products, soils and the atmosphere. The units are mass.

Population
The population is the totality of items under consideration. In the case of a random variable, the probability distribution is considered to define the population of that variable.

Primary fuels
Fuels which are extracted directly from natural resources. Examples are: crude oil, natural gas, coals, etc.

Precision
Precision is the inverse of uncertainty in the sense that the more precise something is, the less uncertain it is.

Closeness of agreement between independent results of measurements obtained under stipulated conditions (see also *accuracy*).

Probability
A probability is a real number in the scale 0 to 1 attached to a random event. There are different ways in which probability can be interpreted. One interpretation considers a probability as having the nature of a relative frequency (i.e., the proportion of all outcomes corresponding to an event), whilst another interpretation regards a probability as being a measure of degree of belief.

Probability density function
The Probability Density Function (PDF) describes the range and relative likelihood of possible values. The PDF can be used to describe *uncertainty* in the estimate of a quantity that is a fixed constant whose value is not exactly known, or it can be used to describe inherent *variability*. The purpose of the uncertainty analysis for the emission inventory is to quantify *uncertainty* in the unknown fixed value of total emissions as well as emissions and activity pertaining to specific categories. Thus, throughout these guidelines it is presumed that the PDF is used to estimate uncertainty, and not variability, unless otherwise stated.

Probability distribution
Statistical definition: A function giving the probability that a random variable takes any given value or belongs to a given set of values. The probability on the whole set of values of the random variable equals 1.

Process emissions
Emissions from industrial processes involving chemical transformations other than combustion.

Quality Assurance
Quality Assurance (QA) activities include a planned system of review procedures conducted by personnel not directly involved in the inventory compilation/development process to verify that data quality objectives were met, ensure that the inventory represents the best possible estimate of emissions and sinks given the current state of scientific knowledge and data available, and support the effectiveness of the quality control (QC) programme.

Quality Control
Quality Control (QC) is a system of routine technical activities, to measure and control the quality of the inventory as it is being developed. The QC system is designed to:

(i) Provide routine and consistent checks to ensure data integrity, correctness, and completeness;

(ii) Identify and address errors and omissions;

(iii) Document and archive inventory material and record all QC activities.

QC activities include general methods such as accuracy checks on data acquisition and calculations and the use of approved standardised procedures for emission calculations, measurements, estimating uncertainties, archiving information and reporting. More detailed QC activities include technical reviews of source categories, activity and emission factor data, and methods.

Removals
Removal of greenhouse gases and/or their precursors from the atmosphere by a sink.

Reporting
The process of providing results of the inventory as described in volume 1 chapter 8.

Reservoir
(1) A component or components of the climate system where a greenhouse gas or a precursor of a greenhouse gas is stored. (UNFCCC Article 1.7)

(2) Water bodies regulated for human activities (energy production, irrigation, navigation, recreation etc.) where substantial changes in water area due to water level regulation may occur.

Secondary fuels
Fuels manufactured from primary fuels. Examples are: cokes, motor gasoline and coke oven gas, blast furnace gas.

Sequestration
The process of storing carbon in a carbon pool.

Sink
Any process, activity or mechanism which removes a greenhouse gas, an aerosol, or a precursor of a greenhouse gas from the atmosphere. (UNFCCC Article 1.8) Notation in the final stages of reporting is the negative (-) sign.

Source
Any process or activity which releases a greenhouse gas, an aerosol or a precursor of a greenhouse gas into the atmosphere. (UNFCCC Article 1.9) Notation in the final stages of reporting is the positive (+) sign.

Standard deviation
The population standard deviation is the positive square root of the variance. It is estimated by the sample standard deviation that is the positive square root of the sample variance.

Surrogate data
Surrogate data is data that is used in place of the actual data, where the specific data needed is unobtainable. Often surrogate data is needed to describe changes in an emission source over time, for example population change may be used to approximate change in waste arisings.

Survey data
Survey data is derived from random sampling of a population and does not include real data for the whole population, e.g., the number of animals in a country or region by surveying a discrete selection of farms and groups of farms in a country or region, or using more general surrogate data and assumptions.

Systematic and random errors
Systematic error (i.e., bias) is the difference between the true, but usually unknown, value of a quantity being estimated, and the mean observed value as would be estimated by the sample mean of an infinite set of observations. The random error of an individual measurement is the difference between an individual measurement and the above limiting value of the sample mean.

Systematic error
See *systematic and random errors*.

Temperate, cold
Areas where mean annual temperature (MAT) is between 0 – 10 ^{o}C.

Temperate, warm
Areas where mean annual temperature (MAT) is between 10 – 20 ^{o}C.

Time series
A time series is series of values which are affected by random processes and which are observed at successive (usually equidistant) points in time.

Transparency
Transparency means that the assumptions and methodologies used for an inventory should be clearly explained to facilitate replication and assessment of the inventory by users of the reported information. The transparency of inventories is fundamental to the success of the process for the communication and consideration of information.

Trend
The trend of a quantity measures its change over a time period, with a positive trend value indicating growth in the quantity, and a negative value indicating a decrease. It is defined as the ratio of the change in the quantity over the time period, divided by the initial value of the quantity, and is usually expressed either as a percentage or a fraction.

Tropical
Areas where mean annual temperature (MAT) is more than 20 ^{o}C.

Unbiased estimator
An unbiased estimator is a statistic whose expected value equals the value of the parameter being estimated. Note that this term has a specific statistical meaning and that an estimate of a quantity calculated from an unbiased estimator may lack bias in the statistical sense, but may be biased in the more general sense of the word if the sample has been affected by unknown systematic error. Thus, in statistical usage, a biased estimator can be understood as a deficiency in the statistical evaluation of the collected data, and not in the data themselves or in the method of their measurement or collection. For example, the arithmetic mean (average) $\overline{x}$ is an unbiased estimator of the expected value (mean).

Uncertainty

Lack of knowledge of the true value of a variable that can be described as a probability density function characterizing the range and likelihood of possible values. Uncertainty depends on the analyst's state of knowledge, which in turn depends on the quality and quantity of applicable data as well as knowledge of underlying processes and inference methods. (See Volume 1 Chapter 3.)

Uncertainty analysis

An uncertainty analysis of a model aims to provide quantitative measures of the uncertainty of output values caused by uncertainties in the model itself and in its input values, and to examine the relative importance of these factors.

Validation

Validation is the establishment of sound approach and foundation. In the context of emission inventories, validation involves checking to ensure that the inventory has been compiled correctly in line with reporting instructions and guidelines. It checks the internal consistency of the inventory. The legal use of validation is to give an official confirmation or approval of an act or product.

Variability

This refers to observed differences attributable to true heterogeneity or diversity in a population. Variability derives from processes which are either inherently random or whose nature and effects are influential but unknown. Variability is not usually reducible by further measurement or study, but can be characterised by quantities such as the sample variance.

Verification

Verification refers to the collection of activities and procedures that can be followed during the planning and development, or after completion of an inventory that can help to establish its reliability for the intended applications of that inventory.

Typically, methods external to the inventory are used to check the truth of the inventory, including comparisons with estimates made by other bodies or with emission and uptake measurements determined from atmospheric concentrations or concentration gradients of these gases.

LIST OF CONTRIBUTORS

AUTHORS, REVIEW EDITORS AND REVIEWERS

Authors and Review Editors

Overview

Coordinating Lead Authors

Michael Gytarsky	Institute of Global Climate and Ecology	Russian Federation
Taka Hiraishi	c/o Institute for Global Environmental Strategies	Japan
William Irving	U.S. Environmental Protection Agency	USA
Thelma Krug	Inter-American Institute for Global Change Research	Brazil
Jim Penman	Department of Environment, Food and Rural Affairs	UK

Review Editors

Bubu Jallow	Department of State for Fisheries and Water Resources	Gambia
Dina Kruger	U.S. Environmental Protection Agency	USA

Volume 1 : General Guidance and Reporting

Coordinating Lead Authors

Newton Paciornik	Ministry of Science and Technology of Brazil	Brazil
Kristin Rypdal	Centre for Environmental and Climate Research (CICERO)	Norway

Lead Authors

Ayite-Lo N. Ajavon	Atmospheric Chemistry Laboratory, FDS/Universite de Lome	Togo
Sumana Bhattacharya	NATCOM Project Management Cell Ministry of Environment & Forests	India
Simon Eggleston	IPCC NGGIP TSU	IPCC NGGIP TSU
Christopher Frey	North Carolina State University	USA
Michael Gillenwater	Environmental Resources Trust	USA
Justin Goodwin	AEA Technology plc	UK
Lisa Hanle	U.S. Environmental Protection Agency	USA
Anke Herold	European Topic Centre on Air and Climate Change (ETC/ACC)	Germany
Mirghani Ibnoaf	Ministry of Science and Technology	Sudan
William Irving	U.S. Environmental Protection Agency	USA
Matthias Koch	BET GmbH	Germany
Erda Lin	Agro-Environment and Sustainable Development Institute Chinese Academy of Agricultural Sciences	China
Joe Mangino	Eastern Research Group, Inc.	USA
Katarina Mareckova	Consultant	Slovakia
Archie McCulloch	University of Bristol	UK
C.P. (Mick) Meyer	CSIRO Marine and Atmospheric Research	Australia
Suvi Monni	VTT Technical Research Centre of Finland	Finland
Hideaki Nakane	National Institute for Environmental Studies	Japan
Stephen Ogle	Colorado State University	USA
Jim Penman	Department of Environment, Food and Rural Affairs	UK
Kristina Saarinen	Finnish Environment Institute (SYKE)	Finland
María José Sanz Sánchez	Fundación CEAM	Spain
Jose Ramon T. Villarin	Manila Observatory	Philippines
Wilfried Winiwarter	ARC systems research	Austria
Mike Woodfield	AEA Technology plc	UK
Hong Yan	Chinese Academy of Forestry	China

Contributing Authors

Ruta Bubniene	Center for Environmental Policy	Lithuania
Ketil Flugsrud	Statistics Norway	Norway
Christopher Frey	North Carolina State University	USA
Rosemary Montgomery	United Nations Statistical Division	UN Statistical Division
Tinus Pulles	The Netherlands Organisation for Applied Scientific Research (TNO)	Netherlands
Deborah Ottinger Schaefer	U.S. Environmental Protection Agency	USA
Keith A. Smith	University of Edinburgh	UK
Karen Treanton	International Energy Agency (IEA)	IEA

Mike Woodfield	AEA Technology plc	UK

Review Editors

Sadedin Kherfan	Tishreen University / Ministry of Environment	Syrian Arab Republic
Klaus Radunsky	Umweltbundesamt GmbH	Austria

Volume 2 : Energy

Coordinating Lead Authors

Amit Garg	Ministry of Railways, Government of India (on temporary assignment to UNEP Risoe Center, Denmark)	India
Tinus Pulles	The Netherlands Organisation for Applied Scientific Research (TNO)	Netherlands

Lead Authors

Azhari F.M. Ahmed	Qatar Petroleum	Qatar
Makoto Akai	National Institute of Advanced Industrial Science and Technology	Japan
Branca B. Americano	Ministry of Science and Technology of Brazil	Brazil
John N. Carras	CSIRO Energy Technology	Australia
Christina Davies Waldron	Science Applications International Corporation (SAIC)	USA
Simon Eggleston	IPCC NGGIP TSU	IPCC NGGIP TSU
Pamela M. Franklin	U.S. Environmental Protection Agency	USA
Eilev Gjerald	Norwegian Pollution Control Authority (SFT)	Norway
Darío R. Gómez	Comisión Nacional de Energía Atómica	Argentina
Chia Ha	Environment Canada	Canada
Jochen Harnisch	ECOFYS GmbH	Germany
Leif Hockstad	U.S. Environmental Protection Agency	USA
Niklas Höhne	Ecofys Germany	Germany
Sam Holloway	British Geological Survey	UK
Yuhong Hu	State Administration of Work Safety	China
Jane Hupe	International Civil Aviation Organization (ICAO)	ICAO
Francis Ibitoye	Centre for Energy Research and Development	Nigeria
Kazunari Kainou	Research Institute of Economy, Trade and Industry, Government of Japan	Japan
Anhar Karimjee	U.S. Environmental Protection Agency	USA
David S. Lee	Manchester Metropolitan University	UK
Oswaldo Lucon	SMA - Sao Paulo State Environmental Secretariat	Brazil
Gregg Marland	Oak Ridge National Laboratory	USA
Emmanuel Matsika	University of Zambia	Zambia
Lourdes Q. Maurice	U.S. Federal Aviation Administration	USA
R. Scott McKibbon	Environment Canada	Canada
Lemmy Nenge Namayanga	Environmental Council of Zambia (ECZ)	Zambia
Susann Nordrum	Chevron Energy Technology Company	USA
Jos G.J. Olivier	The Netherlands Environmental Assessment Agency (MNP)	Netherlands
Balgis Osman-Elasha	Higher Council for Environment and Natural Resources (HCENR)	Sudan
David Picard	Clearstone Engineering Ltd.	Canada
Riitta Pipatti	Statistics Finland	Finland
Jan Pretel	Czech Hydrometeorological Institute	Czech Republic
Kristin Rypdal	Centre for Environmental and Climate Research (CICERO)	Norway
Sharon B. Saile	U.S. Environmental Protection Agency	USA
John D. Kalenga Saka	Chemistry Department, Chancellor College, University of Malawi	Malawi
Timothy Simmons	Avonlog Ltd	UK
A.K. Singh	Central Mining Research Institute	India
Oleg V. Tailakov	Uglemetan	Russian Federation
Karen Treanton	International Energy Agency (IEA)	IEA
Fabian Wagner	International Institute for Applied Systems Analysis (IIASA)	Germany
Michael P. Walsh	International Consultant	USA
John D. Watterson	AEA Technology plc	UK
Hongwei Yang	Energy Research Institute National Development and Reform Commission	China
Irina Yesserkepova	RSE "KazNIIEK" of the Ministry of Environment Protection of the Republic of Kazakhstan	Kazakhstan

Contributing Authors

Daniel M. Allyn	The Boeing Company	USA
Manmohan Kapshe	Maulana Azad National Institute of Technology, Bhopal	India
Maryalice Locke	U.S. Federal Aviation Administration	USA
Stephen Lukachko	Massachusetts Institute of Technology	USA
Stylianos Pesmajoglou	UNFCCC	UNFCCC
Roberta Quadrelli	International Energy Agency (IEA)	IEA

Review Editors

Ian Carruthers	Australian Greenhouse Office	Australia
Art Jaques	Environment Canada	Canada
Freddy Tejada	Ministry of Sustainable Development	Bolivia

Volume 3 : Industrial Processes and Product Use

Coordinating Lead Authors

William Kojo Agyemang-Bonsu	Environmental Protection Agency	Ghana
Jochen Harnisch	ECOFYS GmbH	Germany

Lead Authors

Ayite-Lo N. Ajavon	Atmospheric Chemistry Laboratory, FDS/Universite de Lome	Togo
Paul Ashford	Caleb	UK
James A. Baker	Delphi Corporation	USA
Scott Bartos	U.S. Environmental Protection Agency	USA
Laurie S. Beu	Laurie S. Beu Consulting	USA
Mauricio Firmento Born	Brazilian Aluminum Association (ABAL)	Brazil
C. Shepherd Burton	Independent Consultant	USA
Denis Clodic	Ecole des Mines de Paris	France
Roberto De Aguiar Peixoto	Maua Institute of Technology (IMT)	Brazil
Sukumar Devotta	National Environmental Engineering Research Institute (NEERI)	India
Tor Faerden	Norwegian Pollution Control Authority (SFT)	Norway
Charles L. Fraust	Semiconductor Industry Association	USA
Domenico Gaudioso	Italian Environment Protection Agency (APAT)	Italy
Michael Gillenwater	Environmental Resources Trust	USA
David Godwin	U.S. Environmental Protection Agency	USA
Laurel Green	Comalco Aluminium	Australia
Chia Ha	Environment Canada	Canada
Lisa Hanle	U.S. Environmental Protection Agency	USA
Nigel Harper	Manchester Royal Infirmary	UK
Leif Hockstad	U.S. Environmental Protection Agency	USA
Francesca Illuzzi	ST Microelectronics	Italy
William Irving	U.S. Environmental Protection Agency	USA
Mike Jeffs	European Diisocyanate and Polyol Producers Association (ISOPA)	Belgium
Charles Jubb	Burnbank Consulting Pty. Ltd.	Australia
Lambert Kuijpers	Technical University Eindhoven	Netherlands
Halvor Kvande	Hydro Aluminium	Norway
Robert Lanza	ICF Consulting, Inc	USA
Tor Lindstad	The Norwegian University of Science and Technology	Norway
Jonathan S. Lubetsky	U.S. Environmental Protection Agency	USA
Brian T. Mader	3M Company Environmental Laboratory	USA
Pedro Maldonado	Instituto de Asuntos Públicos, Universidad de Chile	Chile
Jerry Marks	International Aluminium Institute	USA
Kenneth Martchek	Alcoa Inc.	USA
Thomas Martinsen	Institute for Energy Technology	Norway
Archie McCulloch	University of Bristol	UK
Michael T. Mocella	DuPont Electronic Technologies	USA
Abdul Karim W. Mohammad	Ministry of Environment	Iraq
Alexander Nakhutin	Institute of Global Climate and Ecology	Russian Federation
Maarten Neelis	Utrecht University, Copernicus Institute Unit of Science, Technology and Society	Netherlands
Jos G.J. Olivier	The Netherlands Environmental Assessment Agency (MNP)	Netherlands

Sverre E. Olsen	The Norwegian University of Science and Technology	Norway
Eiichi Onuma	Japan Cement Association	Japan
Hi-chun Park	Inha University	Korea, Republic of
Friedrich Plöger	Siemens AG, PTD M IR	Germany
Ewald Preisegger	Solvay Fluor GmbH	Germany
Sally Rand	U.S. Environmental Protection Agency	USA
Sebastien Raoux	Metron / Ecosys	USA / France
Mauro M.O. Santos	Ministry of Science and Technology	Brazil
Deborah Ottinger Schaefer	U.S. Environmental Protection Agency	USA
Winfried Schwarz	Öko-Recherche	Germany
Virginia Carla Sena Cianci	Ministry of Environment, Land Planning and Environment	Uruguay
Timothy Simmons	Avonlog Ltd	UK
Bruce A. Steiner	American Coke and Coal Chemicals Institute	USA
Sven Thesen	Pacific Gas and Electric Company	USA
Milos Tichy	State Office for Nuclear Safety	Czech Republic
Gabriella Tranell	SINTEF Materials and Chemistry	Norway
Tom Tripp	US Magnesium	USA
Shigehiro Uemura	Japan Industrial Conference for Ozone Layer and Climate Protection (JICOP)	Japan
Hendrik G. Van Oss	U.S. Geological Survey	USA
Daniel P. Verdonik	Hughes Associates, Inc.	USA
Dadi Zhou	Energy Research Institute, NDRC	China

Contributing Authors

Guido Agostinelli	IMEC vzw	Italy / Belgium
Pablo Alonso		France
Erik Alsema	Copernicus Institute of Sustainable Development and Innovation Utrecht University	Netherlands
Victor O. Aume	G.H. Edwards & Associates, Inc	USA
Chris Bayliss	International Aluminium Institute	UK
Seung-Ki Chae	Samsung Electronics Co, LTD	Korea, Republic of
Hézio Ávila de Oliveira	Alcoa Alumínio S/A	Brazil
George H. Edwards	G.H. Edwards & Associates, Inc	USA
Vasilis M. Fthenakis	National Photovoltaic EH&S Research Center Brookhaven National Laboratory	USA
Stéphane Gauthier	Alcan Primary Metal Group	Canada
William G. Kenyon	Global Centre Consulting	USA
Ron Knapp	Australian Aluminium Council	Australia
Michel Lalonde		Canada
Robert Lanza	ICF Consulting, Inc	USA
M. Michael Miller	U.S. Geological Survey	USA
Maarten Neelis	Utrecht University, Copernicus Institute Unit of Science, Technology and Society	Netherlands
Hideki Nishida	Hitachi Displays, Ltd.	Japan
Jos G.J. Olivier	The Netherlands Environmental Assessment Agency (MNP)	Netherlands
Takayuki Oogoshi	Japan Electronics and Information Technology Industries Association (JEITA J-SIA) / NEC Electronics	Japan
Martin Patel	Utrecht University, Copernicus Institute Unit of Science, Technology and Society	Netherlands
Javier Pérez-Ramírez	Catalan Institution For Research And Advanced Studies (ICREA) And Institute Of Chemical Research Of Catalonia (ICIQ)	Spain
Sally Rand	U.S. Environmental Protection Agency	USA
Timothy Simmons	Avonlog Ltd	UK
Joseph Van Gompel	BOC Edwards	USA
Vince Van Son	Alcoa Primary Metals	USA
Kurt T. Werner	3M	USA
Ashley Woodcock		UK

Review Editors

Jamidu H.Y. Katima	University of Dar es Salaam	Tanzania, United Republic of
Audun Rosland	Norwegian Pollution Control Authority (SFT)	Norway

Volume 4 : Agriculture, Forestry and Other Land Use

Coordinating Lead Authors

Keith Paustian	Colorado State University	USA
N.H. Ravindranath	Centre for Sustainable Technologies (CST) & Associate Faculty Centre for Ecological Sciences (CES), Indian Institute of Science	India
Andre van Amstel	Wageningen University	Netherlands

Lead Authors

Harald Aalde	Ministry of Agriculture and Food	Norway
Jukka Alm	Finnish Forest Research Institute	Finland
Sumana Bhattacharya	NATCOM Project Management Cell Ministry of Environment & Forests	India
Kathryn Bickel	U.S. Environmental Protection Agency	USA
Dominique Blain	Environment Canada	Canada
John S. Brenner	U.S. Department of Agriculture Natural Resources Conservation Service	USA
Kenneth Byrne	University College Cork	Ireland
Julius Partson Daka	Environmental Council of Zambia	Zambia
Cecile de Klein	AgResearch Limited	New Zealand
Robert Delmas	Toulouse University	France
Hongmin Dong	Institute of Agricultural Environment and Sustainable Development Chinese Academy of Agricultural Sciences	China
Éric Duchemin	DREXenvironnement	Canada
Nagmeldin G. Elhassan	Higher Council for Environment and Natural Resources (HCENR)	Sudan
Carlos Frederico Silveira Menezes	Environmental Department of Centrais Elétricas Brasileiras S.A.	Brazil
Héctor D. Ginzo	Ministerio de Relaciones Exteriores, Comercio Internacional y Culto	Argentina
Patrick Gonzalez	The Nature Conservancy	USA
Sergio P. González	Instituto de Investigaciones Agropecuarias (INIA) - La Platina	Chile
Michael Gytarsky	Institute of Global Climate and Ecology	Russian Federation
Mariko Handa	Research Institute for Landscape and Urban Greenery Technology Organization for Landscape and Urban Greenery Technology Development	Japan
Jerry L. Hatfield	U.S. Department of Agriculture Agricultural Research Service National Soil Tilth Laboratory	USA
Linda S. Heath	U.S. Department of Agriculture (USDA) Forest Service	USA
Niro Higuchi	National Institute for Research in the Amazon - INPA	Brazil
Jari T. Huttunen	Department of Environmental Sciences, University of Kuopio	Finland
Jennifer C. Jenkins	University of Vermont	USA
Donald E. Johnson	Colorado State University	USA
Samuel Kainja	Malawi Water Partnership	Malawi
Michael Köhl	University of Hamburg	Germany
Thelma Krug	Inter-American Institute for Global Change Research	Brazil
Werner A. Kurz	Natural Resources Canada, Canadian Forest Service	Canada
Rodel D. Lasco	World Agroforestry Centre, ICRAF Philippines	Philippines
Keith R. Lassey	National Institute of Water and Atmospheric Research	New Zealand
Yue Li	Chinese Academy of Agricultural Sciences	China
Magda Aparecida de Lima	Brazilian Agricultural Research Corporation (Embrapa)	Brazil
Joe Mangino	Eastern Research Group, Inc.	USA
Daniel L. Martino	Carbosur	Uruguay
Mitsuo Matsumoto	Forestry and Forest Products Research Institute (FFPRI)	Japan
Tim A. McAllister	Agriculture and Agri-Food Canada	Canada
Brian G. McConkey	Agriculture and Agri-Food Canada	Canada
Arvin Mosier	U.S. Department of Agriculture, Agricultural Research Service (Retired)	USA
Rafael S.A. Novoa	Consultant, Instituto de Investigaciones Agropecuarias (INIA)	Chile
Stephen Ogle	Colorado State University	USA
Faizal Parish	Global Environment Center (GEC)	GEC
Kim Pingoud	Finnish Forest Research institute	Finland
John Raison	Ensis Environment	Australia
Gary Richards	Australian Greenhouse Office	Australia
Philippe Rochette	Agriculture and Agri-Food Canada	Canada
Ricardo L.V. Rodrigues	The Nature Conservancy - TNC Brazil	Brazil
Anna Romanovskaya	Institute of Global Climate and Ecology	Russian Federation
Clark Row	Row Associates	USA

Kristin Rypdal	CICERO Centre for Environmental and Climate Research	Norway
María José Sanz Sánchez	Fundación CEAM	Spain
Dieter Schoene	Food and Agriculture Organization (FAO)	FAO
Kenneth E. Skog	U.S. Department of Agriculture Forest Service	USA
Keith A. Smith	University of Edinburgh	UK
Pete Smith	University of Aberdeen	UK
Zoltan Somogyi	European Commission DG Joint Research Centre (seconded from Hungarian Forest Research Institute, Budapest, Hungary)	EC/Hungary
Mario Tonosaki	Forestry and Forest Products Research Institute	Japan
Alain Tremblay	Hydro-Quebec Production	Canada
Atsushi Tsunekawa	Arid Land Research Center, Tottori University	Japan
Stanley C. Tyler	University of California at Irvine	USA
Louis Verchot	International Centre for Research in Agroforestry (ICRAF)	ICRAF/USA
Reiner Wassmann	Institute for Meteorology and Climate Research (IMK/IFU) Forschungszentrum Karlsruhe	Germany
Thomas C. Wirth	U.S. Environmental Protection Agency	USA
Kazuyuki Yagi	National Institute for Agro-Environmental Sciences	Japan
Washington Zhakata	Climate Change Office, Ministry of environment and Tourism	Zimbabwe
Xiaoquan Zhang	Chinese Academy of Forestry	China

Contributing Authors

Deborah M. Bartram	Eastern Research Group, Inc.	USA
Jim B. Carle	Food and Agriculture Organization (FAO)	FAO
Justin Ford-Robertson	Ford-Robertson Initiatives Limited	New Zealand
Darryl Gibb	Agriculture and Agri-Food Canada	Canada
Mercy Wanja Karunditu	World Agroforestry Centre (ICRAF)	ICRAF
John H. Martin, Jr.	Hall Associates	USA
Tatiana Minayeva	Wetlands International Russia Programme	Russian Federation
Indu K. Murthy	Centre for Ecological Sciences, Indian Institute of Science	India
Luis Pinguelli Rosa	Graduate School of Engineering of the Federal University of Rio de Janeiro (COPPE/UFRJ)	Brazil
Ronald L. Sass	Rice University	USA
Andrey Sirin	Institute of Forest Sciences RAS	Russian Federation
Göran Ståhl	Swedish University of Agricultural Sciences (SLU)	Sweden
Margaret Walsh	U.S. Department of Agriculture	USA
Stephen A. Williams	Natural Resource Ecology Laboratory, Colorado State University	USA
Xiaoyuan Yan	Institute of Soil Science, Chinese Academy of Sciences	China

Review Editors

Michael Apps	Natural Resources Canada, Canadian Forest Service	Canada
Helen Plume	New Zealand Climate Change Office	New Zealand
Bernhard Schlamadinger	Joanneum Research	Austria
Soobaraj Nayroo Sok Appadu	Meteorological Services	Mauritius

Volume 5 : Waste

Coordinating Lead Authors

Riitta Pipatti	Statistics Finland	Finland
Sonia Maria Manso Vieira	Environmental Sanitation Technology Agency (CETESB) (Retired)	Brazil

Lead Authors

Joao Wagner Silva Alves	Environmental Sanitation Technology Agency (CETESB) of Sao Paulo State	Brazil
Michiel R.J. Doorn	ARCADIS	Netherlands
Qingxian Gao	Chinese Research Academy of Environmental Science	China
G.H. Sabin Guendehou	Benin Centre of Scientific and Technical Research	Benin
Leif Hockstad	U.S. Environmental Protection Agency	USA
William Irving	U.S. Environmental Protection Agency	USA
Matthias Koch	BET GmbH	Germany
Carlos López Cabrera	Instituto de Meteorologia	Cuba
Katarina Mareckova	Consultant	Slovakia
Hans Oonk	The Netherlands Organisation for Applied Scientific Research (TNO)	Netherlands

Craig Palmer	Environment Canada	Canada
Elizabeth Scheehle	U.S. Environmental Protection Agency	USA
Chhemendra Sharma	NATCOM Project Management Cell Ministry of Environment & Forests India, Government of India	India
Alison Smith	AEA Technology	UK
Per Svardal	Norwegian Pollution Control Authority (SFT)	Norway
Sirintornthep Towprayoon	The Joint Graduate School of Energy and Environment King Mongkut's University of Technology Thonburi	Thailand
Can Wang	Department of Environmental Science and Engineering Tsinghua University	China
Masato Yamada	Center for Material Cycles and Waste Management National Institute for Environmental Studies	Japan

Contributing Authors

Jeffrey B. Coburn	RTI International	USA
Kim Pingoud	Finnish Forest Research Institute (Metla)	Finland
Gunnar Thorsen	Norwegian University of Science and Technology	Norway
Fabian Wagner	International Institute for Applied Systems Analysis (IIASA)	Germany

Review Editors

Dina Kruger	U.S. Environmental Protection Agency	USA
Kirit Parikh	Indira Gandhi Institute of Development Research	India

Reviewers

Argentina

Nicolas Di Sbroiavacca	Fundacion Bariloche
Héctor D. Ginzo	Ministerio de Relaciones Exteriores, Comercio Internacional y Culto
Ernesto F. Viglizzo	National Institute for Agricultural Technology (INTA)

Australia

Government of Australia	
Mike Atkinson	Energy International Australia
Ram C. Dalal	Department of Natural Resources and Mines, Indooroopilly, Queensland
Fabiano de Aquino Ximenes	NSW Department of Primary Industries, Forest Resources Research
David Gardner	NSW Department of Primary Industries, Science and Research
Beverley Henry	Cooperative Research Centre for Greenhouse Accounting
Mark Howden	CSIRO Sustainable Ecosystems
Charles Jubb	Burnbank Consulting Pty. Ltd.
Hugh Saddler	Energy Strategies Pty Ltd
Shi Su	CSIRO

Austria

Barbara Amon	University of Natural Resources and Applied Life Sciences
Michael Anderl	Umweltbundesamt GmbH
Klaus Bernhardt	Association of the Austrian Electrical and Electronics Industries (FEEI)
Wojtek Galinski	Joanneum Research
Doris Halper	Umweltbundesamt GmbH
Agnes Kurzweil	Umweltbundesamt GmbH
Tomas Mueller	Verband der Elektrizitätsunternehmen Österreichs
Barbara Muik	Umweltbundesamt GmbH
Stephan Poupa	Umweltbundesamt GmbH
Klaus Radunsky	Umweltbundesamt GmbH
Manfred Ritter	Umweltbundesamt GmbH
Stefan Unterberger	dieEnergieSparer Tanzer KEG
Gerhard Zethner	Environment Agency Vienna

Belarus

Pavel Shermanau	Ministry of Natural Resources and Environmental Protection

Belgium

Kristien Aernouts	Flemish Institute of technological Research (Vito)
Marc Aubinet	Faculté Universitaire des Sciences Agronomiques de Gembloux
Lorea Claude	The European Cement Association (CEMBUREAU)
Jean Marie Demoulin	European Chemical Industry Council
Vasco de Oliveira Janeiro	Union of the Electricity Industry (EURELECTRIC)
Arjen Sevenster	European Council of Vinyl Manufacturers
Nobuhiko Takamatsu	International Iron and Steel Institute (IISI)
J.A.M. van Balken	European Fertilizer Manufacturers Association
Bas van Wesemael	Université catholique de Louvain

Benin

G.H. Sabin Guendehou	Benin Centre for Scientific and Technical Research

Brazil

Government of Brazil	
Marco Aurélio Dos Santos	Graduate School of Engineering of the Federal University of Rio de Janeiro (COPPE/UFRJ)
Roberto De Aguiar Peixoto	Maua Institute of Technology (IMT)
Magda Aparecida de Lima	Brazilian Agricultural Research Corporation (Embrapa)
Oswaldo Lucon	São Paulo Environment Secretariat -SMA
Odo Primavesi	Embrapa - Southeast Cattle
Ricardo Leonardo Vianna Rodrigues	The Nature Conservancy – TNC Brazil
Luiz Pinguelli Rosa	COPPE/UFRJ
Sonia Maria Manso Vieira	Environmental Sanitation Technology Agency (CETESB) (Retired)

Canada

Alice Au	Environment Canada
Stefan Bachu	Alberta Energy and Utilities Board
Pierre Bernier	Canadian Forest Service, Natural Resources Canada
Dominique Blain	Environment Canada

Canada (continued)

Marie Boehm	Agriculture and Agri-Food Canada
Pascale Collas	Environment Canada
Darryl Gibb	Agriculture and Agri-Food Canada
David Goodenough	Canadian Forest Service, Natural Resources Canada
Chia Ha	Environment Canada
Neeta Hooda	Indian Council of Forestry Research and Education
Ted Huffman	Agriculture and Agri-food Canada
Henry Janzen	Agriculture and Agri-Food Canada
Art Jaques	Environment Canada
Don Leckie	Canadian Forest Service, Natural Resources Canada
Tony Lempriere	Canadian Forest Service
Chang Liang	Environment Canada
Steen Magnussen	Canadian Forest Service, Natural Resources Canada
Afshin Matin	Environment Canada
R. Scott McKibbon	Environment Canada
Frank Neitzert	Environment Canada
Craig Palmer	Environment Canada
Kevin Telmer	University of Victoria & University of Campinas, Brazil
Alain Tremblay	Hydro-Québec Production
J. A. Trofymow	Canadian Forest Service, Natural Resources Canada
Louis Varfalvy	Hydro-Québec
Mike Wulder	Canadian Forest Service, Natural Resources Canada

Chile

Sergio P. González	Instituto de Investigaciones Agropecuarias (INIA) - La Platina
Rafael S.A. Novoa	Consultant, INIA

China

Government of China	
Zucong Cai	Institute of Soil Science, Chinese Academy of Sciences
Qingxian Gao	Chinese Research Academy of Environmental Science
Yao Huang	Institute of Atmospheric Physics, Chinese Academy of Sciences
Yue Li	Institute of Environment and Sustainable Development for Agriculture, Chinese Academy of Agricultural Sciences
Erda Lin	Agro-Environment and Sustainable Development Institute, Chinese Academy of Agricultural Sciences
Jianguo Wu	Chinese Academy of Environmental Science
Huaqing Xu	Energy Research Institute, National Development and Reform Commission (ERI, NDRC)
Xiaoquan Zhang	Chinese Academy of Forestry
Shuang Zheng	NDRC
Songli Zhu	NDRC

Croatia

Zeljko Juric	EKONERG

Czech Republic

Pavel Fott	Czech Hydrometeorological Institute

Denmark

Jesper Gundermann	Danish Environmental Protection Agency
Steen Gyldenkaerne	National Environmental Research Institute
Erik Lyck	National Environmental Research Institute
Marianne Thomsen	National Environmental Research Institute
Alejandro Villanueva	European Topic Centre on Resources and Waste Management European Environment Agency

Egypt

Amr Osama Abdel-Azia	Integral Consult - American University in Cairo
Mohamed El-Shahawy	Egyptian Environmental Affairs Agency (EEAA)
Rabie Sayed Fouli	Egyptian Met. Authority

Finland

Heikki Granholm	Ministry of Agriculture and Forestry
Kari Grönfors	Statistics Finland
Veijo Klemetti	Vapo Oy Energy/Raw materials
Pertti Laine	Finnish Forest Industries Federation
Tuija Lapveteläinen	Statistics Finland
Aleksi Lehtonen	Finnish Forest Research Institute
Raisa Mäkipää	Finnish Forest Research Institute

Finland (continued)

Teemu Oinonen	Statistics Finland
Mikko Peltoniemi	Finnish Forest Research Institute
Paula Perälä	MTT Agrifood Research Finland
Jouko Petäjä	Finnish Environment Institute
Kim Pingoud	Finnish Forest Research Institute
Riitta Pipatti	Statistics Finland
Leena Raittinen	Statistics Finland
Kristiina Regina	Agrifood Research Finland
Kristina Saarinen	Finnish Environment Institute (SYKE)
Pirkko Selin	Vapo Company
Risto Sievänen	Finnish Forest Research Institute
Saku Slioor	Statistics Finland
Erkki Tomppo	Finnish Forest Research Institute
Eemeli Tsupari	Technical Research Centre of Finland

France

Nadi Assaf	Coordinating Committee for the Associations of Manufacturers of Industrial Electrical Switchgear and Control gear in the European Union (CAPIEL)
Sebastien Beguier	Centre Interprofessionnel Technique d'Etudes de la Pollution Atmospherique (CITEPA)
Jean-Pierre Chang	CITEPA
Guillaume Gaborit	CITEPA
Denis Loustau	Institut National de la Recherche Agronomique (INRA)
Arthur Riedacker	INRA

Germany

Clemens Backhaus	Fraunhofer Institut UMSICHT
Rainer Baritz	Federal Institute for Geosciences and Natural Resources (BGR)
Rolf Beckers	Federal Environmental Agency
Anja Behnke	Federal Environmental Agency
Rosemarie Benndorf	Federal Environmental Agency
Michael Blohm	Federal Environmental Agency
Volker Brenk	Federal Environmental Agency
Ulrich Dämmgen	Federal Agricultural Research Centre, Institut of Agroecology
Dirk Drechsel	BASF AG
Karsten Dunger	Federal Research Centre for Forestry and Forest Products
Annette Freibauer	Max-Planck-Institute for Biogeochemistry
Werner Fuchs	Bundesverband der Deutschen Kalkindustrie e.V.
Jakob Graichen	Öko-Institut
Jochen Harnisch	ECOFYS GmbH
Ralf Harthan	Öko-Institut
Anke Herold	European Topic Centre on Air and Climate Change (ETC/ACC)
Michael Hüllenkrämer	Federal Environmental Agency
Jürgen Ilse	Gesamtverband des deutschen Steinkohlenbergbaus (GVSt)
Bernt Johnke	Federal Environmental Agency
Dierk Juch	Geologischer Dienst NRW
Hans-Jürgen Kaltwang	STEAG Saar Energie AG
Karsten Karschunke	Federal Environmental Agency
David Kuntze	Federal Environmental Agency
Sandra Leithold	Federal Environmental Agency
Heribert Meiners	Deutsche Montan Technologie – DMT
Sebastian Plickert	Federal Environmental Agency
Joachim Rock	Potsdam Institute for Climate Impact Research
J. Rothermel	Verband der Chemischen Industrie (VCI)
Roland Schmidt	Siemens Medical Solutions
Lambert Schneider	Öko-Institut
Winfried Schwarz	Öko-Recherche
Johannes Stein	German Electrical and Electronic Manufacturers' Association (ZVEI)
Michael Strogies	Federal Environmental Agency
Gabriela von Goerne	Greenpeace
Ernst - Günther Wiess	Bezirksregierung Arnsberg, Abteilung Bergbau und Energie in NRW

Greece

Leonidas Ntziachristosis	Aristotle University Thessaloniki
Zissis Samaras	Aristotle University Thessaloniki
Yannis Sarafidis	National Observatory of Athens

Hungary

László Gáspár	National Directorate for Environment, Nature and Water

Hungary (continued)	
Jozsef Kutas	National Directorate for Environment, Nature and Water
India	
Tapan K. Adhya	Central Rice Research Institute
Sukumar Devotta	National Environmental Engineering Research Institute (NEERI)
V. Jeeva	Indian Council of Forestry Research and Education
Sunil Kumar	NEERI
R. K. Pachauri	IPCC / Tata Energy Research Institute (TERI)
Indonesia/CIFOR	
Markku Kanninen	Center for International Forestry Research (CIFOR)
Italy	
Lorenzo Ciccarese	Agency for the Protection of the Environment and for Technical Services (APAT)
Rocio Condor G.	APAT
Mario Contaldi	APAT
Riccardo De Lauretis	APAT
Barbara Gonella	APAT
Daniela Romano	APAT
Marina Vitullo	APAT
Ivory Coast	
Lucien Manan Dja	Capacity Building for Improving the Quality of Greenhouse Gas Inventories in West and Central Africa (Ministry of State, Ministry of Environment)
Japan	
Tomoyuki Aizawa	Greenhouse Gas Inventory Office of Japan, National Institute for Environmental Studies
Shoji Ando	Dupont- Mitsui Fluorochemicals Co.,Ltd.
Ryusuke Hatano	Hokkaido University
Takashi Inoue	Tokyo University of Science
Tomonori Ishigaki	Ryukoku University
Shigehiro Ishizuka	Forestry and Forest Products Research Institute
Kenshi Itaoka	Mizuho Information & Research Institute
Yoshito Izumi	Taiheiyo Cement Corporation
Yoichi Kaya	Research Institute of Innovative Technology for the Earth (RITE)
Nophea Kim-Phat	Graduate School of Applied Informatics, University of Hyogo
Mitsuo Matsumoto	Forestry and Forest Products Research Institute (FFPRI)
Hideaki Nakane	National Institute for Environmental Studies
Hideki Nishida	Hitachi Displays, Ltd.
Eiichi Onuma	Japan Cement Association
Takayuki Oogoshi	Japan Electronics and Information Technology Industries Association (JEITA J-SIA) / NEC Electronics Corporation
Shinichi Sakai	Kyoto University Environment Preservation Center
Masamichi Takahashi	Forestry and Forest Products Research Institute
Yutaka Tonooka	Saitama University
Mario Tonosaki	Forestry and Forest Products Research Institute
Shigehiro Uemura	Japan Industrial Conference for Ozone Layer and Climate Protection (JICOP)
Ikuo Watanabe	National Institute of Public Health
Kazuyuki Yagi	National Institute for Agro-Environmental Science
Masato Yamada	Center for Material Cycles and Waste Management National Institute for Environmental Studies
Chisato Yoshigahara	Mizuho Information & Research Institute
Korea, Repulic of	
Chan-Gyu Kim	Korea Energy Management Corporation (KEMCO)
Dong-Hyun Kim	Samsung Electronics
Seungdo Kim	Hallym University
Seung-Hwan Oh	Environmental Management Corporation
Soon-Chul Park	KEMCO
Malawi	
John D. Kalenga Saka	Chemistry Department, Chancellor College, University of Malawi
Mauritius	
Poorundeo Ramgolam	Ministry of Environment & National Development Unit
Mexico	
Tomas Hernandez-Tejeda	Instituto Nacional de Investigaciones Forestales, Agricolas y Pecuarias (INIFAP)
Jorge Gasca Ramirez	Mexican Petroleum Institute

Morocco

Faouzi Senhaji	Groupe d'Etudes et de Recherche sur les Energies Renouvelables et l'Environnement (GERERE)

Netherlands

Andre Bannink	Wageningen UR
Dick Both	SenterNovem
Michiel R.J. Doorn	ARCADIS
Carolien Kroeze	Wageningen University
Maarten Neelis	Utrecht University, Unit of Science, Technology and Society
Jos G.J. Olivier	The Netherlands Environmental Assessment Agency (MNP)
Hans Oonk	The Netherlands Organisation for Applied Scientific Research (TNO)
Martin Patel	Utrecht University, Unit of Science, Technology and Society
Kees J. Peek	MNP
Hans W. Pulles	Ministry of Transport, Public Works and Water Management
Cor van Bruggen	Statistics Netherlands (CBS)
Guus C.W.M. van den Berghe	SenterNovem
Hugo A.C. Denier van der Gon	TNO
Marian W. van Schijndel	MNP
Tjerk Veenstra	International Gas Union (IGU)
Harry H.J. Vreuls	SenterNovem
Ton F.B. Wildenborg	TNO

New Zealand

James Barton	Ministry for the Environment
Peter N. Beets	New Zealand Forest Research Institute Ltd
Harry Clark	AgResearch Limited
Paul Cruse	Meridian Energy
Cecile de Klein	AgResearch Limited
Darren Evans	Ministry of Economic Development
Justin Ford-Robertson	Ford-Robertson Initiatives Limited
Martin Fryer	Air New Zealand
Frank Kelliher	Landcare Research
Paul Lane	Ministry of Agriculture and Forestry
Keith R. Lassey	National Institute of Water and Atmospheric Research
Roger Lincoln	Ministry for the Environment
Kathy Perreau	Ministry for the Environment
Helen Plume	New Zealand Climate Change Office
Kimberly Robertson	Force Consulting Limited
Michael Rynne	Holcim
Gerald Rys	Ministry of Agriculture and Forestry
Surinder Saggar	Landcare Research
Peter Stephens	Ministry for the Environment
Craig M. Trotter	Landcare Research
Steve Wakelin	ATLAS Technology

Niger

Mamadou Diarra	Ecole Professionnelle d'Electricité, Société Nigérienne d'Electricité (Nigelec)

Nigeria

Francis Ibitoye	Centre for Energy Research and Development

Norway

Øyvind Christophersen	Norwegian Pollution Control Authority (SFT)
Svein Staal Eggen	GASSNOVA
Tor Faerden	Norwegian Pollution Control Authority (SFT)
Todd Flach	Det Norske Veritas
Eilev Gjerald	Norwegian Pollution Control Authority (SFT)
Terje Gobakken	Norwegian Institute of Land Inventory
Susanne Haefeli	Det Norske Veritas
Atle Harby	SINTEF
Tore K. Jenssen	Yara International
Karl Erik Johansen	ENVIROCON
Tor Lindstad	The Norwegian University of Science and Technology
Marit Viktoria Pettersen	Ministry of Environment
Audun Rosland	Norwegian Pollution Control Authority (SFT)
Kristin Rypdal	CICERO Centre for Environmental and Climate Research
Tormod A. Schei	Statkraft AS
Stein M. Tomter	Norwegian Institute of Land Inventory

Pakistan	
Shaher Bano Walajahi	Ministry of the Environment
Peru	
Eduardo Calvo	Universidad Nacional Mayor de San Marcos
Poland	
Wanda Pazdan	"EMI" Sp. z o.o.
Portugal	
Vitor Gois	Institute for the Environment
Russian Federation	
Government of Russia	
Michael Gytarsky	Institute of Global Climate and Ecology
Tatiana Minayeva	Wetlands International Russia Programme
Anna Romanovskaya	Institute of Global Climate and Ecology
Andrey Sirin	Institute of Forest Sciences RAS
Saudi Arabia	
Faisal A. Al-Hothali	Environmental Protection Department
South Africa	
Gerrit Kornelius	Airshed Planning Professionals (Pty) Ltd
Spain	
Government of Spain	
Gustavo Eisenberg	The Spanish National Association of Manufacturers of Capital Goods (SERCOBE)
Ignacio Sanchez Garcia	Oficina Española de Cambio Climático (Ministerio de Medio Ambiente)
María José Sanz Sánchez	Fundación CEAM
Sri Lanka	
B.V.R. Punyawardena	Department of Agriculture
Sudan	
Ismail Elgizouli	Higher Council for Environment and Natural Resources (HCENR)
Sumaia Mohamed Elsayed	Ahfad University for Women
Ismail Fadl El Moula Mohamed	Sudan Meteorological Authority
Hassan B. Nimir	University of Khartoum
Sweden	
Karin Kindbom	IVL Swedish Environmental Research Institute
Leif Klemedtsson	Botanical Institute, Göteborg University
Marianne Lilliesköld	Swedish Environmental Protection Agency
Mats Olsson	Swedish University of Agricultural Sciences
Klas Österberg	Swedish Environmental Protection Agency
Göran Ståhl	Swedish University of Agricultural Sciences (SLU)
Switzerland	
Christian Bach	Swiss Federal Laboratories for Materials Testing and Research (Empa)
Jens Leifeld	Agroscope FAL Reckenholz, Swiss Federal Research Station for Agroecology and Agriculture
Thailand	
Bundit Limmeechokchai	Thammasat University
Togo	
Ayite-Lo N. Ajavon	Atmospheric Chemistry Laboratory, FDS/Universite de Lome
Tuvalu	
Ian Fry	Environment Division, Office of the Prime Minister
United Kingdom	
Government of United Kingdom	
Lorna Brown	Institute of Grassland and Environmental Research
Robert Chase	International Aluminium Institute
Cameron Davies	Alkane Energy plc
Paul Freund	Private consultant
Nigel Grant	BEAMA Power Ltd
Steven Kershaw	White Young Green Environmental
Jim Penman	Department of Environment, Food and Rural Affairs
Peter Quinn	Corus Group
Bill Senior	Department for Environment, Food and Rural Affairs
Timothy Simmons	Avonlog Ltd

United Kingdom (continued)

Keith A. Smith	University of Edinburgh
Robert Walker	Society of Motor Manufacturers & Traders Ltd (SMMT)
Malcolm Watson	UK Petroleum Industry Association
Jason Yapp	Caleb Management Services Ltd.

Ukraine

Tetyana Gordiyenko	Ukrainian Scientific-Research and Educational Centre of Standardization, Certification and Problems of Quality
Oleh Velychko	All-Ukrainian State Scientific and Production Centre for Standardization, Metrology, Certification and Protection of Consumer (Ukrmetrteststandard)

USA

Susan Asam	ICF Consulting
Scott Bartos	U.S. Environmental Protection Agency
Deborah M. Bartram	Eastern Research Group, Inc.
Steven L. Baughcum	Boeing Company
Steven H. Bernhardt	Honeywell International
Kathryn Bickel	U.S. Environmental Protection Agency
Terence Jack Blasing	Oak Ridge National Laboratory
Barbara Braatz	ICF Consulting
Marvin Branscome	Research Triangle Institute
Marilyn Buford	U.S. Department of Agriculture
Melissa Chan	U.S. Department of Energy, National Energy Technology Laboratory
Jeffery B. Coburn	Research Triangle Institute
Michael M. Cote	Raven Ridge Resources, Incorporated
James G. Crawford	Trane/American Standard
Steven Crookshank	American Petroleum Institute
Stephen Del Grosso	U.S. Department of Agriculture, Agricultural Research Service, Northern Plains Area Office, Soil Plant Nutrient Research (USDA-ARS-NPA-SPNR)
Jim Dooley	Joint Global Change Research Institute, Battelle
Sarah Forbes	U.S. Department of Energy, National Energy Technology Laboratory
Pamela M. Franklin	U.S. Environmental Protection Agency
Randall Freed	ICF Consulting
S. Julio Friedmann	Lawrence Livermore National Laboratory
Vasilis M. Fthenakis	National Photovoltaic EH&S Research Center, Brookhaven National Laboratory
Debyani Ghosh	Belfer Centre for Science and International Affairs, Kennedy School of Government, Harvard University
David Godwin	U.S. Environmental Protection Agency
Peter M. Groffman	Institute of Ecosystem Studies
Lisa Hanle	U.S. Environmental Protection Agency
Garth Hawkins	Portland Cement Association
Leif Hockstad	U.S. Environmental Protection Agency
Bill Hohenstein	U.S. Department of Agriculture
Michael Hoppus	U.S. Department of Agriculture Forest Service, Northeastern Research Station, Forest Inventory and Analysis
Ray Huitric	County Sanitation Districts of Los Angeles County
William Irving	U.S. Environmental Protection Agency
Cortney Itle	Eastern Research Group, Inc.
Kamala R. Jayaraman	ICF Consulting
Donald E. Johnson	Colorado State University
Kristen A. Johnson	Washington State University
Ravi Kantamaneni	ICF Consulting
Anhar Karimjee	U.S. Environmental Protection Agency
Haroon Kheshgi	ExxonMobil Research and Engineering Company
Robert Lanza	ICF Consulting, Inc.
Miriam Lev-On	The LEVON Group, LLC
Jan Lewandrowski	U.S. Department of Agriculture
Mark Liebig	U.S. Department of Agriculture, Agricultural Research Service (USDA-ARS)
Perry M. Lindstrom	U.S. Department of Energy
Jonathan S. Lubetsky	U.S. Environmental Protection Agency
H. Gyde Lund	Forest Information Services
Brian T. Mader	3M Company Environmental Laboratory
Joe Mangino	Eastern Research Group, Inc.
Kenneth Martchek	Alcoa Inc.
John H. Martin, Jr.	Hall Associates
Lourdes Q. Maurice	U.S. Federal Aviation Administration
Reid Miner	National Council for Air and Stream Improvement (NCASI)
Susann Nordrum	Chevron Energy Technology Company

USA (continued)

John G. Owens	3M
Diana Pape	ICF Consulting
Sally Rand	U.S. Environmental Protection Agency
Veronica Brieno Rankin	Michigan Technological University
Karin Ritter	The American Petroleum Institute (API)
Donald Robinson	ICF Consulting
Clark Row	Row Associates
Arthur Rypinski	U.S. Department of Transportation, Office of the Secretary
Sharon B. Saile	U.S. Environmental Protection Agency
Deborah Ottinger Schaefer	U.S. Environmental Protection Agency
Elizabeth Scheehle	U.S. Environmental Protection Agency
Margaret Sheppard	U.S. Environmental Protection Agency
Mark Sperow	West Virginia University
Michael J. Stenhouse	Monitor Scientific LLC
Amanda Vemuri	ICF Consulting
Michael P. Walsh	International Consultant
Melissa Weitz	U.S. Environmental Protection Agency
Kurt T. Werner	3M
Tristram O. West	Oak Ridge National Laboratory
Thomas C. Wirth	U.S. Environmental Protection Agency
Walter Worth	SEMATECH

Zimbabwe

Dominick Kwesha	Forestry Commission
Wilfred Mhanda	Envirotech
Washington Zhakata	Climate Change Office, Ministry of Environment and Tourism

IGO

European Commission

EU Commission	
Sandro Federici	Joint Research Centre
Adrian Leip	Joint Research Centre
Zoltan Somogyi	Joint Research Centre (seconded from Hungarian Forest Research Institute, Budapest, Hungary)

Food and Agriculture Organization (FAO)
Gustavo Best
Theodor Friedrich
Dieter Schoene

International Civil Aviation Organization (ICAO)
Jane Hupe

International Energy Agency (IEA)
Roberta Quadrelli
Karen Treanton

International Maritime Organization (IMO)
John Ostergaard

United Nations Framework Convention on Climate Change (UNFCCC)
Roberto Acosta Moreno
Clare Breidenich
Harald Diaz-Bone
Matthew Dudley
Claudio Forner
James Grabert
Javier Hanna Figueroa
Rocio Lichte
Astrid Olsson
Stylianos Pesmajoglou
Jenny Wong